



The USCIS and the Dept of Labor do not disclose data regarding OPT, L-1, or H-4 work visas.

Workers

Wage Levels

Categories

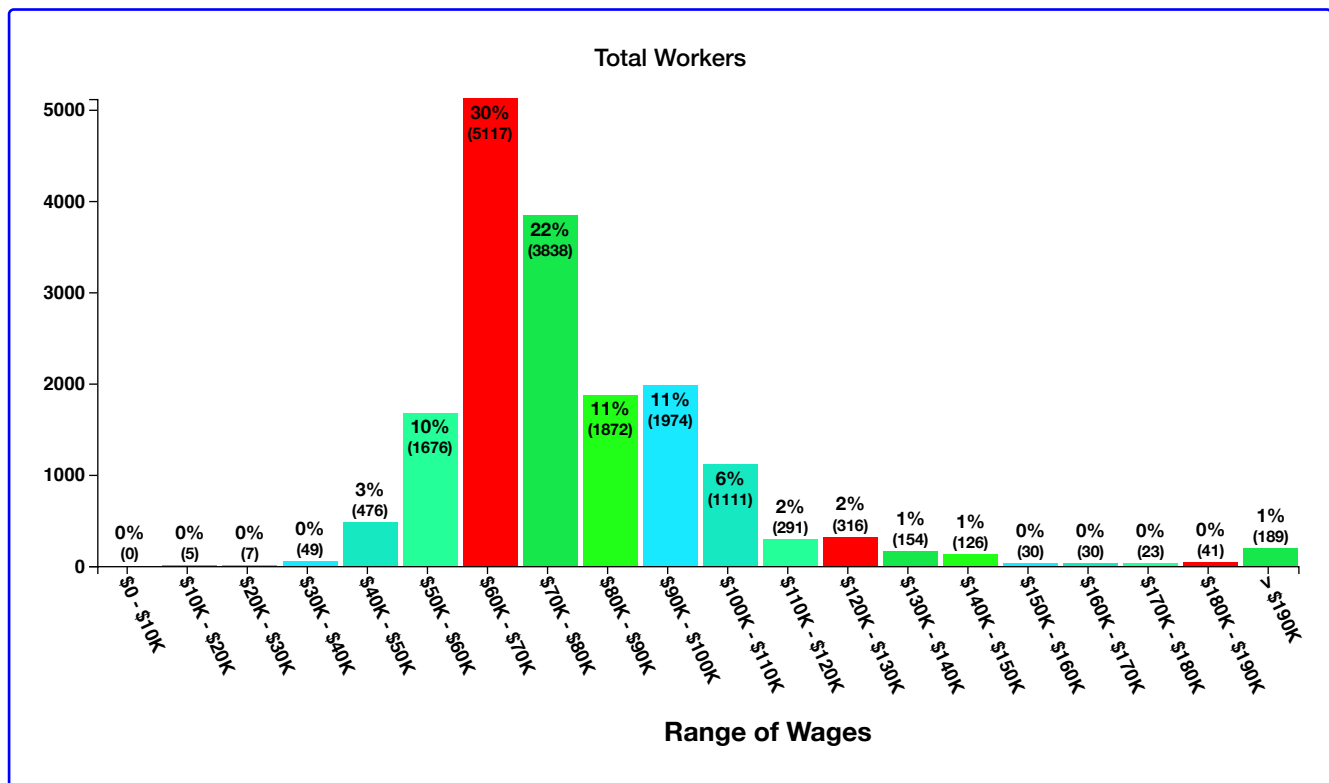
Occupations

Worksite Locations

Visa Query Search Results Summary

Year: 2017, Worksite State: MN, Visa Status: CERTIFIED

Charts



Workers

[Graph](#) Total Visas: 9226

[Graph](#) Total Workers: 17325

[Graph](#) Total Workers / H-1B Dependent Employers: 7422

Categories

[Graph](#) New Employment: 5981

[Graph](#) Amended Petition: 3845

[Graph](#) Continued Employment: 3332

[Graph](#) Change Previous Employment: 1693

[Graph](#) New Concurrent Employment: 70

[Graph](#) Change Employer: 2416

Wage Levels

[Graph](#) Level I (Entry Level): 5108 / 29.48%

[Graph](#) Level II (Qualified): 5832 / 33.66%

Graph

Level III (Experienced): 1766 / 10.19%

Graph

Level IV (Fully Competent): 979 / 5.65%

Controls

Salary Switch:

Min

Mean

Max

Lat/Lng Filter:

◀

1

▶

Summary - Workers

Class	Graph	Count	Mean Wage	Median Wage	Lowest Wage	Highest Wage
Total Visas	<div>Graph</div>	9226	\$81,116.26	\$74,880.00	\$19,480.00	\$750,000.00
Total Workers	<div>Graph</div>	17325	\$79,392.88	\$74,000.00	\$19,480.00	\$750,000.00
Total Workers / H-1B Dependent Employer	<div>Graph</div>	7422	\$75,571.05	\$70,699.00	\$37,440.00	\$186,131.00

Summary - Wage Levels

Class	Graph	Count / %	Mean Wage	Median Wage	Lowest Wage	Highest Wage
Total Level I (Entry Level)	<div>Graph</div>	5108 / 29.48%	\$67,821.36	\$64,773.00	\$19,480.00	\$700,000.00
Total Level II (Qualified)	<div>Graph</div>	5832 / 33.66%	\$77,894.31	\$77,771.00	\$28,683.00	\$500,000.00
Total Level III (Experienced)	<div>Graph</div>	1766 / 10.19%	\$97,111.77	\$91,100.00	\$34,000.00	\$264,784.00
Total Level IV (Fully Competent)	<div>Graph</div>	979 / 5.65%	\$122,198.94	\$108,264.00	\$35,000.00	\$713,909.00
Total Unspecified Level		3640 / 21.01%	\$77,922.63	\$76,734.00	\$19,940.00	\$750,000.00

Summary - Categories

Class	Graph	Count / %	Mean Wage	Median Wage	Lowest Wage	Highest Wage
Total New Employment	<div>Graph</div>	5981 / 34.52%	\$72,612.57	\$68,557.00	\$19,480.00	\$750,000.00
Total Amended Petition	<div>Graph</div>	3845 / 22.19%	\$82,430.17	\$77,771.00	\$41,600.00	\$477,027.20
Total Continued Employment	<div>Graph</div>	3332 / 19.23%	\$84,073.15	\$77,771.00	\$28,683.00	\$713,909.00
Total Previous Employment	<div>Graph</div>	1693 / 9.77%	\$80,073.49	\$74,000.00	\$28,683.00	\$461,760.00
Total Concurrent Employment	<div>Graph</div>	70 / 0.4%	\$83,925.30	\$79,872.00	\$41,600.00	\$187,200.00
Total Change Employer	<div>Graph</div>	2416 / 13.95%	\$84,231.60	\$79,500.00	\$19,480.00	\$550,000.00

Summary - Occupations

SOC_NAME - SOC_CODE ▲▼	Graph	Count / % ▲	Mean Wage ▲▼	Median Wage ▲▼	Lowest Wage ▲▼	Highest Wage ▲▼
COMPUTER SYSTEMS ANALYSTS - 15-1121	<div>Graph</div>	3280 / 18.93%	\$83,523.86	\$78,957.00	\$52,540.80	\$157,128.24
SOFTWARE DEVELOPERS, APPLICATIONS - 15-1132	<div>Graph</div>	2447 / 14.12%	\$82,550.26	\$78,000.00	\$52,770.00	\$210,600.00
COMPUTER OCCUPATIONS, ALL OTHER - 15-1199	<div>Graph</div>	1867 / 10.78%	\$71,627.35	\$64,522.00	\$40,000.00	\$149,760.00
COMPUTER PROGRAMMERS - 15-1131	<div>Graph</div>	1603 / 9.25%	\$72,057.79	\$68,557.00	\$51,730.00	\$140,000.00
MANAGEMENT ANALYSTS - 13-1111	<div>Graph</div>	1203 / 6.94%	\$73,675.55	\$54,870.40	\$53,000.00	\$245,000.00
COMPUTER SYSTEMS ANALYST - 15-1121	<div>Graph</div>	1189 / 6.86%	\$75,742.93	\$77,771.00	\$60,000.00	\$109,013.00
ACCOUNTANTS AND AUDITORS - 13-2011	<div>Graph</div>	888 / 5.13%	\$56,357.57	\$51,000.00	\$40,000.00	\$121,550.00
SOFTWARE DEVELOPERS, SYSTEMS SOFTWARE - 15-1133	<div>Graph</div>	722 / 4.17%	\$100,009.60	\$97,000.00	\$65,000.00	\$146,640.00
OPERATIONS RESEARCH ANALYSTS - 15-2031	<div>Graph</div>	428 / 2.47%	\$73,234.85	\$70,000.00	\$48,464.00	\$125,000.00

SOC_NAME - SOC_CODE ▲▼	Graph	Count / % ▲	Mean Wage ▲▼	Median Wage ▲▼	Lowest Wage ▲▼	Highest Wage ▲▼
WEB DEVELOPERS - 15-1134	Graph	340 / 1.96%	\$61,588.42	\$60,700.00	\$47,257.60	\$95,000.00
COMPUTER AND INFORMATION SYSTEMS MANAGERS - 11-3021	Graph	277 / 1.6%	\$119,297.95	\$103,189.00	\$90,376.00	\$210,000.00
MECHANICAL ENGINEERS - 17-2141	Graph	224 / 1.29%	\$74,625.25	\$71,490.00	\$53,685.00	\$140,004.80
PHYSICIANS AND SURGEONS, ALL OTHER - 29-1069	Graph	215 / 1.24%	\$126,999.93	\$65,084.00	\$53,307.00	\$750,000.00
FINANCIAL ANALYSTS - 13-2051	Graph	199 / 1.15%	\$82,971.75	\$83,000.00	\$55,868.80	\$148,000.00
ELECTRICAL ENGINEERS - 17-2071	Graph	148 / 0.85%	\$80,271.19	\$80,000.00	\$61,600.00	\$114,774.00
ELECTRONICS ENGINEERS, EXCEPT COMPUTER - 17-2072	Graph	141 / 0.81%	\$78,284.54	\$79,872.00	\$66,726.00	\$114,836.80
NETWORK AND COMPUTER SYSTEMS ADMINISTRATORS - 15-1142	Graph	132 / 0.76%	\$73,510.60	\$73,424.00	\$52,000.00	\$133,824.00
DATABASE ADMINISTRATORS - 15-1141	Graph	119 / 0.69%	\$81,349.44	\$76,700.00	\$60,000.00	\$145,118.00
MEDICAL SCIENTISTS, EXCEPT EPIDEMIOLOGISTS - 19-1042	Graph	101 / 0.58%	\$63,047.53	\$54,228.00	\$39,832.00	\$354,250.00
INDUSTRIAL ENGINEERS - 17-2112	Graph	89 / 0.51%	\$75,541.75	\$76,336.14	\$40,300.00	\$133,250.00
COMMERCIAL AND INDUSTRIAL DESIGNERS - 27-1021	Graph	77 / 0.44%	\$60,782.95	\$60,000.00	\$43,659.00	\$82,000.00
INFORMATION SECURITY ANALYSTS - 15-1122	Graph	71 / 0.41%	\$86,971.17	\$85,900.00	\$63,200.00	\$138,028.00
MATERIALS ENGINEERS - 17-2131	Graph	70 / 0.4%	\$88,982.07	\$92,000.00	\$66,100.00	\$112,620.00
SALES ENGINEERS - 41-9031	Graph	61 / 0.35%	\$75,761.45	\$78,125.00	\$53,872.00	\$120,000.00
SOFTWARE QUALITY ASSURANCE ENGINEERS AND TESTERS - 15-1199	Graph	60 / 0.35%	\$71,643.67	\$71,494.00	\$62,962.00	\$92,893.00
STATISTICIANS - 15-2041	Graph	56 / 0.32%	\$68,616.78	\$69,825.60	\$39,811.00	\$104,000.00
ENGINEERS, ALL OTHER - 17-2199	Graph	52 / 0.3%	\$79,699.93	\$74,000.00	\$48,500.00	\$156,000.00
COMPUTER SYSTEMS ENGINEERS/ARCHITECTS - 15-1199	Graph	49 / 0.28%	\$92,404.43	\$92,893.00	\$78,707.00	\$125,370.00
MARKETING MANAGERS - 11-2021	Graph	43 / 0.25%	\$126,013.34	\$110,000.00	\$86,549.00	\$477,027.20
BIOMEDICAL ENGINEERS - 17-2031	Graph	41 / 0.24%	\$79,523.74	\$77,500.00	\$44,803.20	\$115,000.00
ACTUARIES - 15-2011	Graph	39 / 0.23%	\$83,527.36	\$72,000.00	\$68,307.00	\$100,000.00
ELEMENTARY SCHOOL TEACHERS, EXCEPT SPECIAL - 25-2021	Graph	37 / 0.21%	\$42,455.95	\$41,100.00	\$29,120.00	\$58,533.00
CHEMICAL ENGINEERS - 17-2041	Graph	35 / 0.2%	\$82,241.00	\$77,251.00	\$47,476.00	\$126,565.00
MARKET RESEARCH ANALYSTS AND MARKETING SPECIALISTS - 13-1161	Graph	35 / 0.2%	\$62,428.22	\$60,000.00	\$34,819.00	\$123,600.00
BIOLOGICAL SCIENTISTS, ALL OTHER - 19-1029	Graph	34 / 0.2%	\$55,705.85	\$49,000.00	\$44,658.00	\$107,000.00
FAMILY AND GENERAL PRACTITIONERS - 29-1062	Graph	32 / 0.18%	\$270,501.95	\$244,626.00	\$86,673.60	\$713,909.00
BIOCHEMISTS AND BIOPHYSICISTS - 19-1021	Graph	30 / 0.17%	\$53,747.62	\$52,140.00	\$43,692.00	\$81,744.00
COMPUTER USER SUPPORT SPECIALISTS - 15-1151	Graph	29 / 0.17%	\$57,949.79	\$60,000.00	\$45,136.00	\$60,000.00
INTERNISTS, GENERAL - 29-1063	Graph	28 / 0.16%	\$257,094.21	\$260,350.00	\$57,747.00	\$448,250.00
ELECTRICAL AND ELECTRONIC ENGINEERING TECHNICIANS - 17-3023	Graph	27 / 0.16%	\$55,203.70	\$50,000.00	\$50,000.00	\$76,000.00
GENERAL AND OPERATIONS MANAGERS - 11-1021	Graph	27 / 0.16%	\$148,816.81	\$199,930.00	\$55,848.00	\$199,930.00
CIVIL ENGINEERS - 17-2051	Graph	26 / 0.15%	\$64,086.47	\$60,000.00	\$52,000.00	\$105,466.92
PHYSICAL THERAPISTS - 29-1123	Graph	24 / 0.14%	\$69,912.27	\$70,200.00	\$63,564.80	\$83,200.00
BUSINESS TEACHERS, POSTSECONDARY - 25-1011	Graph	20 / 0.12%	\$123,810.50	\$111,839.00	\$66,773.00	\$220,004.00
LOGISTICIANS - 13-1081	Graph	19 / 0.11%	\$59,919.23	\$54,000.00	\$50,294.00	\$85,904.00
HEALTH SPECIALTIES TEACHERS, POSTSECONDARY - 25-1071	Graph	18 / 0.1%	\$99,601.93	\$87,984.00	\$58,676.80	\$208,000.00
SOFTWARE QUALITY ASSURANCE ENGINEERS AND TESTERS - 15-1199.01	Graph	18 / 0.1%	\$63,683.61	\$54,000.00	\$54,000.00	\$100,000.00

SOC_NAME - SOC_CODE ▲▼	Graph	Count / % ▲	Mean Wage ▲▼	Median Wage ▲▼	Lowest Wage ▲▼	Highest Wage ▲▼
CHEMISTS - 19-2031	Graph	17 / 0.1%	\$75,634.31	\$66,560.00	\$47,476.00	\$186,400.00
FOOD SCIENTISTS AND TECHNOLOGISTS - 19-1012	Graph	16 / 0.09%	\$81,830.81	\$78,000.00	\$44,928.00	\$190,000.00
COMPUTER HARDWARE ENGINEERS - 17-2061	Graph	15 / 0.09%	\$111,936.67	\$121,313.00	\$68,578.00	\$130,042.00
INFORMATION TECHNOLOGY PROJECT MANAGERS - 15-1199	Graph	15 / 0.09%	\$106,734.60	\$108,412.00	\$86,902.00	\$150,000.00
SOFTWARE DEVELOPERS, APPLICATIONS, NON R&D - 15-1034	Graph	15 / 0.09%	\$93,885.32	\$89,000.00	\$71,635.00	\$129,758.00
HUMAN RESOURCES SPECIALISTS - 13-1071	Graph	14 / 0.08%	\$68,242.07	\$70,000.00	\$41,500.00	\$108,260.00
GRAPHIC DESIGNERS - 27-1024	Graph	13 / 0.08%	\$53,289.85	\$42,000.00	\$33,280.00	\$95,000.00
MANAGERS, ALL OTHER - 11-9199	Graph	13 / 0.08%	\$104,781.15	\$102,000.00	\$75,275.00	\$152,568.00
MEDICAL AND CLINICAL LABORATORY TECHNOLOGISTS - 29-2011	Graph	13 / 0.08%	\$55,547.11	\$54,080.00	\$48,048.00	\$76,523.00
PEDIATRICIANS, GENERAL - 29-1065	Graph	13 / 0.08%	\$197,389.46	\$200,000.00	\$156,894.00	\$264,784.00
SOIL AND PLANT SCIENTISTS - 19-1013	Graph	13 / 0.08%	\$66,998.35	\$50,000.00	\$47,476.00	\$134,582.00
COMPLIANCE OFFICERS - 13-1041	Graph	12 / 0.07%	\$69,333.92	\$63,149.00	\$51,272.00	\$95,000.00
PHYSICISTS - 19-2012	Graph	12 / 0.07%	\$110,481.53	\$60,000.00	\$48,000.00	\$264,250.00
TEACHERS AND INSTRUCTORS, ALL OTHER - 25-3099	Graph	12 / 0.07%	\$28,864.25	\$28,683.00	\$19,480.00	\$41,600.00
ENGINEERING TEACHERS, POSTSECONDARY - 25-1032	Graph	11 / 0.06%	\$76,603.45	\$73,316.00	\$65,000.00	\$97,000.00
FOREIGN LANGUAGE AND LITERATURE TEACHERS, - 25-1124	Graph	11 / 0.06%	\$54,267.07	\$59,321.60	\$39,920.00	\$78,500.00
MATHEMATICAL SCIENCE TEACHERS, POSTSECONDARY - 25-1022	Graph	11 / 0.06%	\$71,560.67	\$62,115.00	\$50,193.00	\$97,000.00
FINANCIAL MANAGERS - 11-3031	Graph	10 / 0.06%	\$129,109.30	\$105,000.00	\$85,093.00	\$241,000.00
FINANCIAL SPECIALISTS, ALL OTHER - 13-2099	Graph	10 / 0.06%	\$64,988.50	\$59,850.00	\$48,000.00	\$105,000.00
BUSINESS OPERATIONS SPECIALISTS, ALL OTHER - 13-1199	Graph	9 / 0.05%	\$57,871.44	\$56,784.00	\$42,203.00	\$80,000.00
SOFTWARE DEVELOPER, APPLICATIONS - 15-1132	Graph	9 / 0.05%	\$80,656.44	\$78,624.00	\$77,917.00	\$94,250.00
ARCHITECTURAL AND CIVIL DRAFTERS - 17-3011	Graph	8 / 0.05%	\$44,072.88	\$41,600.00	\$40,685.00	\$48,000.00
ARCHITECTURAL AND ENGINEERING MANAGERS - 11-9041	Graph	8 / 0.05%	\$121,826.38	\$120,000.00	\$105,518.00	\$140,585.00
COMPUTER AND INFORMATION RESEARCH SCIENTISTS - 15-1111	Graph	8 / 0.05%	\$98,157.50	\$100,000.00	\$56,000.00	\$125,000.00
DENTISTS, GENERAL - 29-1021	Graph	8 / 0.05%	\$176,306.65	\$124,800.00	\$104,000.00	\$354,250.00
PSYCHIATRISTS - 29-1066	Graph	8 / 0.05%	\$225,513.88	\$226,491.00	\$94,640.00	\$343,515.00
PURCHASING MANAGERS - 11-3061	Graph	8 / 0.05%	\$91,996.93	\$82,000.00	\$82,000.00	\$115,500.00
BIOLOGICAL SCIENCE TEACHERS, POSTSECONDARY - 25-1042	Graph	7 / 0.04%	\$80,606.46	\$87,000.00	\$57,855.00	\$95,000.00
ECONOMISTS - 19-3011	Graph	7 / 0.04%	\$82,763.14	\$57,845.00	\$46,883.00	\$143,535.00
HEALTHCARE PRACTITIONERS AND TECHNICAL WORKERS, - 29-9099	Graph	7 / 0.04%	\$68,145.71	\$51,792.00	\$49,470.00	\$166,000.00
HUMAN RESOURCES MANAGERS - 11-3121	Graph	7 / 0.04%	\$121,742.86	\$95,100.00	\$48,000.00	\$308,000.00
MENTAL HEALTH COUNSELORS - 21-1014	Graph	7 / 0.04%	\$59,945.23	\$43,867.20	\$37,107.20	\$104,000.00
SECONDARY SCHOOL TEACHERS, EXCEPT SPECIAL AND - 25-2031	Graph	7 / 0.04%	\$61,180.91	\$58,198.40	\$40,397.00	\$80,524.00
COMPUTER PROGRAMMER - 15-1131	Graph	6 / 0.03%	\$68,598.50	\$62,662.00	\$62,123.00	\$80,808.00
ECONOMICS TEACHERS, POSTSECONDARY - 25-1063	Graph	6 / 0.03%	\$65,846.17	\$58,040.00	\$56,501.00	\$93,000.00
INDUSTRIAL PRODUCTION MANAGERS - 11-3051	Graph	6 / 0.03%	\$93,721.33	\$92,000.00	\$70,720.00	\$120,000.00
MIDDLE SCHOOL TEACHERS, EXCEPT SPECIAL AND - 25-2022	Graph	6 / 0.03%	\$49,747.50	\$41,940.00	\$39,631.00	\$63,876.00
ARCHITECTS, EXCEPT LANDSCAPE AND NAVAL - 17-1011	Graph	5 / 0.03%	\$55,336.36	\$60,000.00	\$48,000.00	\$60,341.00

SOC_NAME - SOC_CODE ▲▼	Graph	Count / % ▲	Mean Wage ▲▼	Median Wage ▲▼	Lowest Wage ▲▼	Highest Wage ▲▼
ELECTRICAL AND ELECTRONICS ENGINEERING TECHNICIANS - 17-3023	Graph	5 / 0.03%	\$43,000.00	\$43,000.00	\$43,000.00	\$43,000.00
HEALTH DIAGNOSING AND TREATING PRACTITIONERS, ALL - 29-1199	Graph	5 / 0.03%	\$62,541.40	\$62,400.00	\$60,507.00	\$65,000.00
LAWYERS - 23-1011	Graph	5 / 0.03%	\$89,431.20	\$80,000.00	\$68,578.00	\$145,000.00
MATERIALS SCIENTISTS - 19-2032	Graph	5 / 0.03%	\$71,830.09	\$73,944.00	\$46,000.00	\$98,681.62
MECHANICAL ENGINEERS, R&D - 17-2144	Graph	5 / 0.03%	\$52,048.60	\$50,859.00	\$48,000.00	\$60,000.00
MICROBIOLOGISTS - 19-1022	Graph	5 / 0.03%	\$53,398.46	\$47,476.00	\$44,678.00	\$79,370.30
OCCUPATIONAL THERAPISTS - 29-1122	Graph	5 / 0.03%	\$67,100.84	\$64,480.00	\$64,480.00	\$71,365.00
SALES MANAGERS - 11-2022	Graph	5 / 0.03%	\$101,904.60	\$72,862.00	\$68,453.00	\$160,000.00
COMPUTER NETWORK SUPPORT SPECIALISTS - 15-1152	Graph	4 / 0.02%	\$59,114.00	\$60,000.00	\$53,456.00	\$63,000.00
CREDIT ANALYSTS - 13-2041	Graph	4 / 0.02%	\$62,480.25	\$65,707.00	\$52,800.00	\$65,707.00
PHARMACISTS - 29-1051	Graph	4 / 0.02%	\$111,266.70	\$110,000.00	\$92,560.00	\$123,052.80
PSYCHOLOGY TEACHERS, POSTSECONDARY - 25-1066	Graph	4 / 0.02%	\$70,790.35	\$62,982.40	\$55,179.00	\$82,500.00
RECREATION WORKERS - 39-9032	Graph	4 / 0.02%	\$35,751.75	\$35,000.00	\$35,000.00	\$37,003.00
TRANSPORTATION, STORAGE, AND DISTRIBUTION MANAGERS - 11-3071	Graph	4 / 0.02%	\$92,102.75	\$82,514.00	\$82,514.00	\$102,773.00
VETERINARIANS - 29-1131	Graph	4 / 0.02%	\$30,447.20	\$27,000.00	\$27,000.00	\$40,788.80
AGRICULTURAL SCIENCES TEACHERS, POSTSECONDARY - 25-1041	Graph	3 / 0.02%	\$73,832.33	\$78,413.00	\$56,084.00	\$87,000.00
ANTHROPOLOGY AND ARCHEOLOGY TEACHERS, - 25-1061	Graph	3 / 0.02%	\$156,666.67	\$150,000.00	\$70,000.00	\$250,000.00
BUDGET ANALYSTS - 13-2031	Graph	3 / 0.02%	\$59,333.33	\$55,000.00	\$55,000.00	\$68,000.00
BUSINESS INTELLIGENCE ANALYSTS - 15-1199.08	Graph	3 / 0.02%	\$83,500.00	\$83,500.00	\$83,500.00	\$83,500.00
CHEMISTRY TEACHERS, POSTSECONDARY - 25-1052	Graph	3 / 0.02%	\$61,433.67	\$62,301.00	\$52,000.00	\$70,000.00
COMMUNICATIONS TEACHERS, POSTSECONDARY - 25-1122	Graph	3 / 0.02%	\$56,400.67	\$63,604.00	\$37,310.00	\$68,288.00
COMPUTER PROGRAMMERS, NON R&D - 15-1022	Graph	3 / 0.02%	\$93,904.67	\$90,105.00	\$78,436.00	\$113,173.00
COMPUTER SCIENCE TEACHERS, POSTSECONDARY - 25-1021	Graph	3 / 0.02%	\$85,866.33	\$83,000.00	\$71,599.00	\$103,000.00
COMPUTER SYSTEMS ANALYSTS, NON R&D - 15-1052	Graph	3 / 0.02%	\$70,994.33	\$64,087.00	\$61,016.00	\$87,880.00
COMPUTER SYSTEMS ENGINEERS/ARCHITECTS - 15-1099.02	Graph	3 / 0.02%	\$85,297.67	\$91,100.00	\$71,900.00	\$92,893.00
CONSTRUCTION MANAGERS - 11-9021	Graph	3 / 0.02%	\$69,752.00	\$70,000.00	\$61,963.00	\$77,293.00
CURATORS - 25-4012	Graph	3 / 0.02%	\$79,816.67	\$66,300.00	\$65,000.00	\$108,150.00
EDUCATION ADMINISTRATORS, POSTSECONDARY - 11-9033	Graph	3 / 0.02%	\$101,173.33	\$62,000.00	\$46,520.00	\$195,000.00
ENVIRONMENTAL ENGINEERS - 17-2081	Graph	3 / 0.02%	\$53,241.67	\$55,078.00	\$49,569.00	\$55,078.00
INFORMATION TECHNOLOGY PROJECT MANAGERS - 15-1099.11	Graph	3 / 0.02%	\$88,164.33	\$92,893.00	\$78,707.00	\$92,893.00
LANDSCAPE ARCHITECTS - 17-1012	Graph	3 / 0.02%	\$63,813.33	\$50,000.00	\$45,760.00	\$95,680.00
POSTSECONDARY TEACHERS, ALL OTHER - 25-1199	Graph	3 / 0.02%	\$61,283.33	\$63,483.00	\$40,367.00	\$80,000.00
PRESCHOOL TEACHERS, EXCEPT SPECIAL EDUCATION - 25-2011	Graph	3 / 0.02%	\$33,066.67	\$34,000.00	\$31,200.00	\$34,000.00
SECURITIES, COMMODITIES, AND FINANCIAL SERVICES - 41-3031	Graph	3 / 0.02%	\$121,666.67	\$145,000.00	\$75,000.00	\$145,000.00
ZOOLOGISTS AND WILDLIFE BIOLOGISTS - 19-1023	Graph	3 / 0.02%	\$58,492.00	\$55,000.00	\$47,476.00	\$73,000.00
ADMINISTRATIVE SERVICES MANAGERS - 11-3011	Graph	2 / 0.01%	\$87,080.00	\$79,000.00	\$79,000.00	\$95,160.00
AGRICULTURAL ENGINEERS - 17-2021	Graph	2 / 0.01%	\$47,476.00	\$47,476.00	\$47,476.00	\$47,476.00

SOC_NAME - SOC_CODE ▲▼	Graph	Count / % ▲	Mean Wage ▲▼	Median Wage ▲▼	Lowest Wage ▲▼	Highest Wage ▲▼
ANESTHESIOLOGISTS - 29-1061	Graph	2 / 0.01%	\$267,000.00	\$262,000.00	\$262,000.00	\$272,000.00
AREA, ETHNIC, AND CULTURAL STUDIES TEACHERS, - 25-1062	Graph	2 / 0.01%	\$67,347.00	\$63,950.00	\$63,950.00	\$70,744.00
ART, DRAMA, AND MUSIC TEACHERS, POSTSECONDARY - 25-1121	Graph	2 / 0.01%	\$56,238.00	\$47,476.00	\$47,476.00	\$65,000.00
BUSINESS INTELLIGENCE ANALYSTS - 15-1099.10	Graph	2 / 0.01%	\$85,800.00	\$78,707.00	\$78,707.00	\$92,893.00
CHIEF EXECUTIVES - 11-1011	Graph	2 / 0.01%	\$220,000.00	\$190,000.00	\$190,000.00	\$250,000.00
CIVIL ENGINEERS, R&D - 17-2053	Graph	2 / 0.01%	\$50,988.00	\$48,000.00	\$48,000.00	\$53,976.00
COMMUNITY HEALTH WORKERS - 21-1094	Graph	2 / 0.01%	\$40,680.00	\$35,360.00	\$35,360.00	\$46,000.00
COMPENSATION, BENEFITS, AND JOB ANALYSIS - 13-1141	Graph	2 / 0.01%	\$53,513.00	\$48,526.00	\$48,526.00	\$58,500.00
COMPUTER NETWORK ARCHITECTS - 15-1143	Graph	2 / 0.01%	\$91,012.30	\$82,663.00	\$82,663.00	\$99,361.60
DATABASE ARCHITECTS - 15-1199	Graph	2 / 0.01%	\$93,829.00	\$92,893.00	\$92,893.00	\$94,765.00
DIRECTORS, RELIGIOUS ACTIVITIES AND EDUCATION - 21-2021	Graph	2 / 0.01%	\$44,952.00	\$44,100.00	\$44,100.00	\$45,804.00
EDUCATIONAL, GUIDANCE, SCHOOL, AND VOCATIONAL - 21-1012	Graph	2 / 0.01%	\$59,891.00	\$51,960.00	\$51,960.00	\$67,822.00
ELECTRICAL ENGINEERS, R&D - 17-2074	Graph	2 / 0.01%	\$47,951.00	\$47,476.00	\$47,476.00	\$48,426.00
FUNDRAISERS - 13-1131	Graph	2 / 0.01%	\$43,440.20	\$43,430.40	\$43,430.40	\$43,450.00
GEOSCIENTISTS, EXCEPT HYDROLOGISTS AND GEOGRAPHERS - 19-2042	Graph	2 / 0.01%	\$62,654.50	\$61,069.00	\$61,069.00	\$64,240.00
HEALTH AND SAFETY ENGINEERS, EXCEPT MINING SAFETY - 17-2111	Graph	2 / 0.01%	\$65,000.00	\$60,000.00	\$60,000.00	\$70,000.00
MANAGEMENT ANALYST - 13-1111	Graph	2 / 0.01%	\$106,377.00	\$104,868.00	\$104,868.00	\$107,886.00
MECHANICAL ENGINEERING TECHNICIANS - 17-3027	Graph	2 / 0.01%	\$67,500.00	\$67,000.00	\$67,000.00	\$68,000.00
MEETING, CONVENTION, AND EVENT PLANNERS - 13-1121	Graph	2 / 0.01%	\$35,000.00	\$30,000.00	\$30,000.00	\$40,000.00
NATURAL SCIENCES MANAGERS - 11-9121	Graph	2 / 0.01%	\$113,000.00	\$96,000.00	\$96,000.00	\$130,000.00
PHYSICS TEACHERS, POSTSECONDARY - 25-1054	Graph	2 / 0.01%	\$66,927.50	\$57,855.00	\$57,855.00	\$76,000.00
POLITICAL SCIENCE TEACHERS, POSTSECONDARY - 25-1065	Graph	2 / 0.01%	\$54,964.00	\$42,000.00	\$42,000.00	\$67,928.00
PUBLIC RELATIONS AND FUNDRAISING MANAGERS - 11-2031	Graph	2 / 0.01%	\$94,957.41	\$75,920.00	\$75,920.00	\$113,994.82
SALES REPRESENTATIVES, SERVICES, ALL OTHER - 41-3099	Graph	2 / 0.01%	\$47,507.20	\$47,507.20	\$47,507.20	\$47,507.20
SECONDARY SCHOOL TEACHERS, EXCEPT SPECIAL AND CARE - 25-2031	Graph	2 / 0.01%	\$38,667.00	\$36,138.00	\$36,138.00	\$41,196.00
SOCIAL SCIENCE RESEARCH ASSISTANTS - 19-4061	Graph	2 / 0.01%	\$34,819.50	\$31,325.00	\$31,325.00	\$38,314.00
SOFTWARE QUALITY ASSURANCE ENGINEERS AND TESTERS - 15-1099.01	Graph	2 / 0.01%	\$94,353.50	\$78,707.00	\$78,707.00	\$110,000.00
SPECIAL EDUCATION TEACHERS, KINDERGARTEN AND - 25-2052	Graph	2 / 0.01%	\$38,345.50	\$37,060.00	\$37,060.00	\$39,631.00
SPEECH-LANGUAGE PATHOLOGISTS - 29-1127	Graph	2 / 0.01%	\$43,703.50	\$37,409.00	\$37,409.00	\$49,998.00
SUPPLY CHAIN MANAGERS - 11-9199.04	Graph	2 / 0.01%	\$212,389.50	\$124,779.00	\$124,779.00	\$300,000.00
SURGEONS - 29-1067	Graph	2 / 0.01%	\$303,350.00	\$187,200.00	\$187,200.00	\$419,500.00
TECHNICAL WRITERS - 27-3042	Graph	2 / 0.01%	\$59,999.97	\$59,999.94	\$59,999.94	\$60,000.00
AIRCRAFT STRUCTURE, SURFACES, RIGGING, AND SYSTEMS - 51-2011	Graph	1 / 0.01%	\$49,920.00	\$49,920.00	\$49,920.00	\$49,920.00
ANIMAL SCIENTISTS - 19-1011	Graph	1 / 0.01%	\$71,614.00	\$71,614.00	\$71,614.00	\$71,614.00
ARCHITECTURE TEACHERS, POSTSECONDARY - 25-1031	Graph	1 / 0.01%	\$65,000.00	\$65,000.00	\$65,000.00	\$65,000.00
AUTOMOTIVE BODY AND RELATED REPAIRERS - 49-3021	Graph	1 / 0.01%	\$60,000.00	\$60,000.00	\$60,000.00	\$60,000.00
BIOLOGICAL TECHNICIANS - 19-4021	Graph	1 / 0.01%	\$36,234.00	\$36,234.00	\$36,234.00	\$36,234.00

SOC_NAME - SOC_CODE ▲▼	Graph	Count / % ▲	Mean Wage ▲▼	Median Wage ▲▼	Lowest Wage ▲▼	Highest Wage ▲▼
BIostatisticians - 15-2041	Graph	1 / 0.01%	\$60,000.00	\$60,000.00	\$60,000.00	\$60,000.00
CARTOGRAPHERS AND PHOTOGRAMMETRISTS - 17-1021	Graph	1 / 0.01%	\$65,062.00	\$65,062.00	\$65,062.00	\$65,062.00
CIVIL ENGINEERS - 17-2051.00	Graph	1 / 0.01%	\$59,696.00	\$59,696.00	\$59,696.00	\$59,696.00
CLERGY - 21-2011	Graph	1 / 0.01%	\$49,000.00	\$49,000.00	\$49,000.00	\$49,000.00
COMMERCIAL AND INDUSTRIAL DESIGNERS - 27-1021	Graph	1 / 0.01%	\$73,593.00	\$73,593.00	\$73,593.00	\$73,593.00
COMMUNITY AND SOCIAL SERVICE SPECIALISTS, ALL - 21-1099	Graph	1 / 0.01%	\$32,000.00	\$32,000.00	\$32,000.00	\$32,000.00
COMPENSATION, BENEFITS, AND JOB ANALYSIS SPECIALIS - 13-1141	Graph	1 / 0.01%	\$77,584.00	\$77,584.00	\$77,584.00	\$77,584.00
COMPUTER OCCUPATIONS, ALL OTHER* - 15-1799	Graph	1 / 0.01%	\$65,520.00	\$65,520.00	\$65,520.00	\$65,520.00
COMPUTER PROGRAMMERS, R&D - 15-1023	Graph	1 / 0.01%	\$114,400.00	\$114,400.00	\$114,400.00	\$114,400.00
COMPUTER SYSTEM ANALYST - 15-1121	Graph	1 / 0.01%	\$115,000.00	\$115,000.00	\$115,000.00	\$115,000.00
COMPUTER SYSTEMS ANALYSTS - 15-1051	Graph	1 / 0.01%	\$91,021.00	\$91,021.00	\$91,021.00	\$91,021.00
COMPUTER SYSTEMS ANALYSTS - 15-1051.00	Graph	1 / 0.01%	\$82,000.00	\$82,000.00	\$82,000.00	\$82,000.00
COMPUTER SYSTEMS ANALYSTS - 151121	Graph	1 / 0.01%	\$91,021.00	\$91,021.00	\$91,021.00	\$91,021.00
COMPUTER SYSTEMS ANALYSTS, R&D - 15-1053	Graph	1 / 0.01%	\$88,046.00	\$88,046.00	\$88,046.00	\$88,046.00
COMPUTER SYSTEMS ENGINEERS - 15-1199.02	Graph	1 / 0.01%	\$77,292.00	\$77,292.00	\$77,292.00	\$77,292.00
COMPUTER SYSTEMS ENGINEERS/ARCHITECTS - 15.1199.02	Graph	1 / 0.01%	\$84,275.00	\$84,275.00	\$84,275.00	\$84,275.00
DATA WAREHOUSING SPECIALIST - 15-1199	Graph	1 / 0.01%	\$83,500.00	\$83,500.00	\$83,500.00	\$83,500.00
DATA WAREHOUSING SPECIALISTS - 15-1099.09	Graph	1 / 0.01%	\$92,893.00	\$92,893.00	\$92,893.00	\$92,893.00
DATABASE ADMINISTRATORS - 15-1061.00	Graph	1 / 0.01%	\$105,206.00	\$105,206.00	\$105,206.00	\$105,206.00
DENTISTS, ALL OTHER - 29-1029	Graph	1 / 0.01%	\$77,812.80	\$77,812.80	\$77,812.80	\$77,812.80
DENTISTS, ALL OTHER SPECIALISTS - 29-1029	Graph	1 / 0.01%	\$116,500.00	\$116,500.00	\$116,500.00	\$116,500.00
DIAGNOSTIC MEDICAL SONOGRAPHERS - 29-2032	Graph	1 / 0.01%	\$76,918.00	\$76,918.00	\$76,918.00	\$76,918.00
EDITORS - 27-3041	Graph	1 / 0.01%	\$48,000.00	\$48,000.00	\$48,000.00	\$48,000.00
EDUCATION ADMINISTRATORS, ELEMENTARY AND SECONDARY - 11-9032	Graph	1 / 0.01%	\$115,000.00	\$115,000.00	\$115,000.00	\$115,000.00
EDUCATION TEACHERS, POSTSECONDARY - 25-1081	Graph	1 / 0.01%	\$62,115.00	\$62,115.00	\$62,115.00	\$62,115.00
ELECTRICAL AND ELECTRONICS DRAFTERS - 17-3012	Graph	1 / 0.01%	\$60,611.00	\$60,611.00	\$60,611.00	\$60,611.00
ELECTRICAL ENGINEERS - 17-2071.00	Graph	1 / 0.01%	\$76,000.00	\$76,000.00	\$76,000.00	\$76,000.00
ELEMENTARY SCHOOL TEACHERS, EXCEPT SPECIAL EDUCATI - 25-2021	Graph	1 / 0.01%	\$41,100.00	\$41,100.00	\$41,100.00	\$41,100.00
EMERGENCY MANAGEMENT DIRECTORS - 11-9161	Graph	1 / 0.01%	\$149,700.00	\$149,700.00	\$149,700.00	\$149,700.00
ENGINEERING TECHNICIANS, EXCEPT DRAFTERS, ALL - 17-3029	Graph	1 / 0.01%	\$41,246.00	\$41,246.00	\$41,246.00	\$41,246.00
ENVIRONMENTAL SCIENTISTS AND SPECIALISTS, - 19-2041	Graph	1 / 0.01%	\$72,758.00	\$72,758.00	\$72,758.00	\$72,758.00
FARMERS, RANCHERS, AND OTHER AGRICULTURAL MANAGERS - 11-9013	Graph	1 / 0.01%	\$60,000.00	\$60,000.00	\$60,000.00	\$60,000.00
FIRST-LINE SUPERVISORS OF FARMING, FISHING, AND - 45-1011	Graph	1 / 0.01%	\$38,210.00	\$38,210.00	\$38,210.00	\$38,210.00
FOOD SERVICE MANAGERS - 11-9051	Graph	1 / 0.01%	\$47,965.00	\$47,965.00	\$47,965.00	\$47,965.00
HEALTH TECHNOLOGISTS AND TECHNICIANS, ALL OTHER - 29-2099	Graph	1 / 0.01%	\$52,748.00	\$52,748.00	\$52,748.00	\$52,748.00
HISTORY TEACHERS, POSTSECONDARY - 25-1125	Graph	1 / 0.01%	\$72,000.00	\$72,000.00	\$72,000.00	\$72,000.00

SOC_NAME - SOC_CODE ▲▼	Graph	Count / % ▲	Mean Wage ▲▼	Median Wage ▲▼	Lowest Wage ▲▼	Highest Wage ▲▼
HUMAN RESOURCES ASSISTANTS, EXCEPT PAYROLL AND - 43-4161	Graph	1 / 0.01%	\$37,440.00	\$37,440.00	\$37,440.00	\$37,440.00
INDUSTRIAL ENGINEERING TECHNICIANS - 17-3026	Graph	1 / 0.01%	\$47,760.00	\$47,760.00	\$47,760.00	\$47,760.00
INFORMATION TECHNOLOGY PROJECT MANAGERS - 15-1199.09	Graph	1 / 0.01%	\$92,893.00	\$92,893.00	\$92,893.00	\$92,893.00
INTERIOR DESIGNERS - 27-1025	Graph	1 / 0.01%	\$51,500.00	\$51,500.00	\$51,500.00	\$51,500.00
LEGAL SUPPORT WORKERS, ALL OTHER - 23-2099	Graph	1 / 0.01%	\$96,876.00	\$96,876.00	\$96,876.00	\$96,876.00
LIBRARIANS - 25-4021	Graph	1 / 0.01%	\$59,563.49	\$59,563.49	\$59,563.49	\$59,563.49
LOGISTICS MANAGERS - 11-9199.06	Graph	1 / 0.01%	\$100,610.00	\$100,610.00	\$100,610.00	\$100,610.00
MARRIAGE AND FAMILY THERAPISTS - 21-1013	Graph	1 / 0.01%	\$53,539.00	\$53,539.00	\$53,539.00	\$53,539.00
MECHANICAL DRAFTERS - 17-3013	Graph	1 / 0.01%	\$50,000.00	\$50,000.00	\$50,000.00	\$50,000.00
MEDICAL AND HEALTH SERVICES MANAGERS - 11-9111	Graph	1 / 0.01%	\$120,032.64	\$120,032.64	\$120,032.64	\$120,032.64
MINING AND GEOLOGICAL ENGINEERS, INCLUDING MINING - 17-2151	Graph	1 / 0.01%	\$80,142.00	\$80,142.00	\$80,142.00	\$80,142.00
MULTIMEDIA ARTISTS AND ANIMATORS - 27-1014	Graph	1 / 0.01%	\$38,792.00	\$38,792.00	\$38,792.00	\$38,792.00
MUSIC DIRECTORS AND COMPOSERS - 27-2041	Graph	1 / 0.01%	\$45,000.00	\$45,000.00	\$45,000.00	\$45,000.00
NEUROLOGISTS - 29-1069.04	Graph	1 / 0.01%	\$250,000.00	\$250,000.00	\$250,000.00	\$250,000.00
OBSTETRICIANS AND GYNECOLOGISTS - 29-1064	Graph	1 / 0.01%	\$366,752.00	\$366,752.00	\$366,752.00	\$366,752.00
OCCUPATIONAL HEALTH AND SAFETY SPECIALISTS - 29-9011	Graph	1 / 0.01%	\$60,320.00	\$60,320.00	\$60,320.00	\$60,320.00
OPTOMETRISTS - 29-1041	Graph	1 / 0.01%	\$55,141.00	\$55,141.00	\$55,141.00	\$55,141.00
PARALEGALS AND LEGAL ASSISTANTS - 23-2011	Graph	1 / 0.01%	\$96,876.00	\$96,876.00	\$96,876.00	\$96,876.00
PRESCHOOL TEACHERS, EXCEPT SPECIAL EDUCATION - 25-2011.00	Graph	1 / 0.01%	\$37,086.00	\$37,086.00	\$37,086.00	\$37,086.00
PSYCHOLOGISTS, ALL OTHER - 19-3039	Graph	1 / 0.01%	\$51,000.00	\$51,000.00	\$51,000.00	\$51,000.00
PUBLIC RELATIONS SPECIALISTS - 27-3031	Graph	1 / 0.01%	\$39,769.60	\$39,769.60	\$39,769.60	\$39,769.60
RECREATION AND FITNESS STUDIES TEACHERS, - 25-1193	Graph	1 / 0.01%	\$70,000.00	\$70,000.00	\$70,000.00	\$70,000.00
REHABILITATION COUNSELORS - 21-1015	Graph	1 / 0.01%	\$41,600.00	\$41,600.00	\$41,600.00	\$41,600.00
SALES ENGINEER - 41-9031	Graph	1 / 0.01%	\$186,131.00	\$186,131.00	\$186,131.00	\$186,131.00
SALES REPRESENTATIVES, WHOLESALE AND - 41-4012	Graph	1 / 0.01%	\$60,000.00	\$60,000.00	\$60,000.00	\$60,000.00
SOCIAL AND COMMUNITY SERVICE MANAGERS - 11-9151	Graph	1 / 0.01%	\$69,659.00	\$69,659.00	\$69,659.00	\$69,659.00
SOCIAL AND HUMAN SERVICE ASSISTANTS - 21-1093	Graph	1 / 0.01%	\$32,240.00	\$32,240.00	\$32,240.00	\$32,240.00
SOCIAL SCIENTISTS AND RELATED WORKERS, ALL OTHER - 19-3099	Graph	1 / 0.01%	\$60,000.00	\$60,000.00	\$60,000.00	\$60,000.00
SOCIOLOGISTS - 19-3041	Graph	1 / 0.01%	\$54,995.20	\$54,995.20	\$54,995.20	\$54,995.20
SOFTWARE DEVELOPERS APPLICATIONS - 15-1132	Graph	1 / 0.01%	\$93,621.00	\$93,621.00	\$93,621.00	\$93,621.00
SOFTWARE DEVELOPERS, APPLICATIONS, R&D - 15-1035	Graph	1 / 0.01%	\$89,918.00	\$89,918.00	\$89,918.00	\$89,918.00
STATISTICAL ASSISTANTS - 43-9111	Graph	1 / 0.01%	\$33,425.00	\$33,425.00	\$33,425.00	\$33,425.00
SURVEY RESEARCHERS - 19-3022	Graph	1 / 0.01%	\$58,710.00	\$58,710.00	\$58,710.00	\$58,710.00
THERAPISTS, ALL OTHER - 29-1129	Graph	1 / 0.01%	\$37,440.00	\$37,440.00	\$37,440.00	\$37,440.00
TRAINING AND DEVELOPMENT SPECIALISTS - 13-1151	Graph	1 / 0.01%	\$112,500.00	\$112,500.00	\$112,500.00	\$112,500.00

Summary - Worksite Locations

Lat Lng count: 1261

Latitude: 0 Longitude: 0

Employer Name/Worksite Address	Graph	Count	Mean Wage	Median Wage	Lowest Wage	Highest Wage
APPLEXUS TECHNOLOGIES LLC, BUILDING 224-4S-18, ST. PAUL, MN (https://www.google.com/maps/place/BUILDING%20224-4S-18,ST.%20PAUL,MN)	Graph	1	\$72,000.00	\$72,000.00	\$72,000.00	\$72,000.00
UNIVERSITY OF MINNESOTA, HWY 329 BOX 471, MORRIS, MN (https://www.google.com/maps/place/HWY%20329%20BOX%20471,MORRIS,MN)	Graph	1	\$48,000.00	\$48,000.00	\$48,000.00	\$48,000.00
WIPRO LIMITED, 1836 PO BOX 9300, MINNEAPOLIS, MN (https://www.google.com/maps/place/1836%20PO%20BOX%209300,MINNEAPOLIS,MN)	Graph	1	\$65,707.00	\$65,707.00	\$65,707.00	\$65,707.00
Totals	Graph	3	\$61,902.33	\$65,707.00	\$48,000.00	\$72,000.00

Latitude: 30.29414 Longitude: -97.765674

Employer Name/Worksite Address	Graph	Count	Mean Wage	Median Wage	Lowest Wage	Highest Wage
OBERON IT, 1550 UTICA AVENUE SOUTH, MINNEAPOLIS, MN (https://www.google.com/maps/place/1550%20UTICA%20AVENUE%20SOUTH,MINNEAPOLIS,MN)	Graph	1	\$130,000.00	\$130,000.00	\$130,000.00	\$130,000.00
Totals	Graph	1	\$130,000.00	\$130,000.00	\$130,000.00	\$130,000.00

Latitude: 34.2572 Longitude: -118.52687

Employer Name/Worksite Address	Graph	Count	Mean Wage	Median Wage	Lowest Wage	Highest Wage
MEDTRONIC, INC., 18000 DEVONSHIRE STREET, NORTHRIDGE, MN (https://www.google.com/maps/place/18000%20DEVONSHIRE%20STREET,NORTHRIDGE,MN)	Graph	1	\$157,128.24	\$157,128.24	\$157,128.24	\$157,128.24
Totals	Graph	1	\$157,128.24	\$157,128.24	\$157,128.24	\$157,128.24

Latitude: 35.832454 Longitude: -78.617674

Employer Name/Worksite Address	Graph	Count	Mean Wage	Median Wage	Lowest Wage	Highest Wage
TECHDIGITAL CORPORATION, 3700 WAKE FOREST RD, RALEIGH, MN (https://www.google.com/maps/place/3700%20WAKE%20FOREST%20RD,RALEIGH,MN)	Graph	1	\$75,000.00	\$75,000.00	\$75,000.00	\$75,000.00
Totals	Graph	1	\$75,000.00	\$75,000.00	\$75,000.00	\$75,000.00

Latitude: 35.925773 Longitude: -78.835495

Employer Name/Worksite Address	Graph	Count	Mean Wage	Median Wage
CONNVERTEX TECHNOLOGIES INC., 79 TW ALEXANDER DR., BUILDING 4301, TRIANGLE RESEARCH PARK, MN (https://www.google.com/maps/place/79%20TW%20ALEXANDER%20DR.,%20BUILDING%204301,TRIANGLE%20RESEARCH%20PARK,MN)	Graph	1	\$75,000.00	\$75,000.00
IBM CORPORATION, 3605 HWY 52 N, ROCHESTER, MN (https://www.google.com/maps/place/3605%20HWY%2052%20N,ROCHESTER,MN)	Graph	1	\$76,350.00	\$76,350.00
Totals	Graph	2	\$75,675.00	\$75,000.00

Latitude: 36.472822 Longitude: -80.348281

Employer Name/Worksite Address	Graph	Count	Mean Wage	Median Wage	Lowest Wage	Highest Wage
SKILLFUL TECHNOLOGIES INC., 13625 TECHNOLOGY DRIVE, EDEN PRAIRIE, MN (https://www.google.com/maps/place/13625%20TECHNOLOGY%20DRIVE,EDEN%20PRAIRIE,MN)	Graph	1	\$70,000.00	\$70,000.00	\$70,000.00	\$70,000.00
Totals	Graph	1	\$70,000.00	\$70,000.00	\$70,000.00	\$70,000.00

Latitude: 38.631834 Longitude: -90.215105

Employer Name/Worksite Address	Graph	Count	Mean Wage	Median Wage	Lowest Wage	Highest Wage
SANN IT SOLUTIONS, 1 NORTH JEFFERSON AVENUE, ST LOUIS, MN (https://www.google.com/maps/place/1%20NORTH%20JEFFERSON%20AVENUE,ST%20LOUIS,MN)	Graph	1	\$65,000.00	\$65,000.00	\$65,000.00	\$65,000.00
VDRIVEINFO, INC, 1 N JEFFERSON AVE, ST. LOUIS, ST. LOUIS, MN (https://www.google.com/maps/place/1%20N%20JEFFERSON%20AVE,%20ST.%20LOUIS,ST.%20LOUIS,MN)	Graph	1	\$70,000.00	\$70,000.00	\$70,000.00	\$70,000.00
Totals	Graph	2	\$67,500.00	\$65,000.00	\$65,000.00	\$70,000.00

Latitude: 38.645284 Longitude: -90.530595

Employer Name/Worksite Address	Graph	Count	Mean Wage	Median Wage	Lowest Wage	Highest Wage
MINDTREE LIMITED, 1350 TIMBERLAKE MANOR PKWY, CHESTERFIELD, MN (https://www.google.com/maps/place/1350%20TIMBERLAKE%20MANOR%20PKWY,CHESTERFIELD,MN)	Graph	20	\$63,398.00	\$63,398.00	\$63,398.00	\$63,398.00
Totals	Graph	20	\$63,398.00	\$63,398.00	\$63,398.00	\$63,398.00

Latitude: 38.90021 Longitude: -77.009163

Employer Name/Worksite Address	Graph	Count	Mean Wage	Median Wage	Lowest Wage	Highest Wage
SP TECHNOLOGIES INC, 901 3RD AVE S, MINNEAPOLIS, MN (https://www.google.com/maps/place/901%203RD%20AVE%20S,MINNEAPOLIS,MN)	Graph	1	\$66,000.00	\$66,000.00	\$66,000.00	\$66,000.00
Totals	Graph	1	\$66,000.00	\$66,000.00	\$66,000.00	\$66,000.00

Latitude: 38.923086 Longitude: -92.291374

Employer Name/Worksite Address	Graph	Count	Mean Wage	Median Wage	Lowest Wage	Highest Wage
RJTECHGLOBAL INC, 2810 LEMONE INDUSTRIAL BLVD, COLUMBIA, MN (https://www.google.com/maps/place/2810%20LEMONE%20INDUSTRIAL%20BLVD,COLUMBIA,MN)	Graph	1	\$70,000.00	\$70,000.00	\$70,000.00	\$70,000.00
Totals	Graph	1	\$70,000.00	\$70,000.00	\$70,000.00	\$70,000.00

Latitude: 38.994886 Longitude: -77.03018

Employer Name/Worksite Address	Graph	Count	Mean Wage	Median Wage	Lowest Wage	Highest Wage
SEVEN STARS SERVICES, LLC, 8403 COLESVILLE ROAD, SILVER SPRING, MD (https://www.google.com/maps/place/8403%20COLESVILLE%20ROAD,SILVER%20SPRING,MD)	Graph	3	\$68,175.67	\$70,013.00	\$64,501.00	\$70,013.00
Totals	Graph	3	\$68,175.67	\$70,013.00	\$64,501.00	\$70,013.00

Employer Name/Worksite Address	Graph	Count	Mean Wage	Median Wage	Lowest Wage	Highest Wage
SEVEN STARS SERVICES, LLC, 8403 COLESVILLE ROAD, SILVER SPRING, MN (https://www.google.com/maps/place/8403%20COLESVILLE%20ROAD,SILVER%20SPRING,MN)	Graph	1	\$70,013.00	\$70,013.00	\$70,013.00	\$70,013.00
Totals	Graph	1	\$70,013.00	\$70,013.00	\$70,013.00	\$70,013.00

Latitude: 39.095531 Longitude: -94.604979

Employer Name/Worksite Address	Graph	Count	Mean Wage	Median Wage	Lowest Wage	Highest Wage
BLUESCOPE BUILDINGS NORTH AMERICA INC., 1540 GENESSEE STREET, KANSAS CITY, MN (https://www.google.com/maps/place/1540%20GENESSEE%20STREET,KANSAS%20CITY,MN)	Graph	1	\$308,000.00	\$308,000.00	\$308,000.00	\$308,000.00
Totals	Graph	1	\$308,000.00	\$308,000.00	\$308,000.00	\$308,000.00

Employer Name/Worksite Address	Graph	Count	Mean Wage	Median Wage	Lowest Wage	Highest Wage
BLUESCOPE BUILDINGS NORTH AMERICA INC., 1540 GENESSEE STREET, KANSAS CITY, MN (https://www.google.com/maps/place/1540%20GENESSEE%20STREET,KANSAS%20CITY,MN)	Graph	1	\$308,000.00	\$308,000.00	\$308,000.00	\$308,000.00
Totals	Graph	1	\$308,000.00	\$308,000.00	\$308,000.00	\$308,000.00

Latitude: 39.100435 Longitude: -84.511199

Employer Name/Worksite Address	Graph	Count	Mean Wage	Median Wage	Lowest Wage	Highest Wage
WIPRO LIMITED, 425 WALNUT STREET, 13TH FLOOR, CINCINNATI, MN (https://www.google.com/maps/place/425%20WALNUT%20STREET,%2013TH%20FLOOR,CINCINNATI,MN)	Graph	1	\$65,291.00	\$65,291.00	\$65,291.00	\$65,291.00
Totals	Graph	1	\$65,291.00	\$65,291.00	\$65,291.00	\$65,291.00

Latitude: 39.916919 Longitude: -75.390654

Employer Name/Worksite Address	Graph	Count	Mean Wage	Median Wage	Lowest Wage	Highest Wage
WEST PUBLISHING CORPORATION, 2 WEST BALTIMORE AVENUE, MEDIA, MN (https://www.google.com/maps/place/2%20WEST%20BALTIMORE%20AVENUE,MEDIA,MN)	Graph	1	\$85,945.46	\$85,945.46	\$85,945.46	\$85,945.46
Totals	Graph	1	\$85,945.46	\$85,945.46	\$85,945.46	\$85,945.46

Latitude: 39.952832 Longitude: -75.174004

Employer Name/Worksite Address	Graph	Count	Mean Wage	Median Wage	Lowest Wage	Highest Wage
IFINITE SOLUTIONS, LLC, 13625 TECHNOLOGY DRIVE, EDEN PRAIRIE, MN (https://www.google.com/maps/place/13625%20TECHNOLOGY%20DRIVE,EDEN%20PRAIRIE,MN)	Graph	1	\$75,691.00	\$75,691.00	\$75,691.00	\$75,691.00
Totals	Graph	1	\$75,691.00	\$75,691.00	\$75,691.00	\$75,691.00

Latitude: 39.966347 Longitude: -83.012794

Employer Name/Worksite Address	Graph	Count	Mean Wage	Median Wage	Lowest Wage	Highest Wage
ADALISOFT INC, 8200 CORAL SEA ST NE, MINNEAPOLIS, MN (https://www.google.com/maps/place/8200%20CORAL%20SEA%20ST%20NE,MINNEAPOLIS,MN)	Graph	1	\$65,000.00	\$65,000.00	\$65,000.00	\$65,000.00
Totals	Graph	1	\$65,000.00	\$65,000.00	\$65,000.00	\$65,000.00

Latitude: 40.070004 Longitude: -105.203212

Employer Name/Worksite Address	Graph	Count	Mean Wage	Median Wage	Lowest Wage	Highest Wage
CRISPIN PORTER & BOGUSKY, LLC, 6450 GUNPARK DRIVE, BOULDER, MN (https://www.google.com/maps/place/6450%20GUNPARK%20DRIVE,BOULDER,MN)	Graph	1	\$187,658.00	\$187,658.00	\$187,658.00	\$187,658.00
Totals	Graph	1	\$187,658.00	\$187,658.00	\$187,658.00	\$187,658.00

Latitude: 40.665494 Longitude: -80.095166

Employer Name/Worksite Address	Graph	Count	Mean Wage	Median Wage	Lowest Wage	Highest Wage
CYIENT, INC., 501 9TH AVENUE NW, MINNEAPOLIS, MN (https://www.google.com/maps/place/501%209TH%20AVENUE%20NW,MINNEAPOLIS,MN)	Graph	1	\$66,726.00	\$66,726.00	\$66,726.00	\$66,726.00
Totals	Graph	1	\$66,726.00	\$66,726.00	\$66,726.00	\$66,726.00

Latitude: 41.025192 Longitude: -74.060227

Employer Name/Worksite Address	Graph	Count	Mean Wage	Median Wage	Lowest Wage	Highest Wage
TATA CONSULTANCY SERVICES LIMITED, 200 S 5TH ST., MINNEAPOLIS, MN (https://www.google.com/maps/place/200%20S%20S%205TH%20ST.,MINNEAPOLIS,MN)	Graph	2	\$60,100.00	\$60,100.00	\$60,100.00	\$60,100.00
Totals	Graph	2	\$60,100.00	\$60,100.00	\$60,100.00	\$60,100.00

Latitude: 42.280217 Longitude: -83.743927

Employer Name/Worksite Address	Graph	Count	Mean Wage	Median Wage	Lowest Wage	Highest Wage
INFOSYS SOLUTIONS, INC., 201 S DIVISION STREET, ANN ARBOR, MN (https://www.google.com/maps/place/201%20S%20DIVISION%20STREET,ANN%20ARBOR,MN)	Graph	1	\$82,000.00	\$82,000.00	\$82,000.00	\$82,000.00
Totals	Graph	1	\$82,000.00	\$82,000.00	\$82,000.00	\$82,000.00

Latitude: 42.361871 Longitude: -71.08202

Employer Name/Worksite Address	Graph	Count	Mean Wage	Median Wage	Lowest Wage	Highest Wage
IBM CORPORATION, 3605 HWY 52N, ROCHESTER, MN (https://www.google.com/maps/place/3605%20HWY%2052N,ROCHESTER,MN)	Graph	1	\$73,792.80	\$73,792.80	\$73,792.80	\$73,792.80
Totals	Graph	1	\$73,792.80	\$73,792.80	\$73,792.80	\$73,792.80

Latitude: 42.39166 Longitude: -83.49254

Employer Name/Worksite Address	Graph	Count	Mean Wage	Median Wage	Lowest Wage	Highest Wage
WIPRO LIMITED, 45000 HELM ST, PLYMOUTH, MN (https://www.google.com/maps/place/45000%20HELM%20ST,PLYMOUTH,MN)	Graph	10	\$61,901.00	\$61,901.00	\$61,901.00	\$61,901.00
Totals	Graph	10	\$61,901.00	\$61,901.00	\$61,901.00	\$61,901.00

Latitude: 42.646325 Longitude: -83.217742

Employer Name/Worksite Address	Graph	Count	Mean Wage	Median Wage	Lowest Wage	Highest Wage
DEXPERTS INC., 3800 WEST HAMLIN RD, AUBURN HILLS, MN (https://www.google.com/maps/place/3800%20WEST%20HAMLIN%20RD,AUBURN%20HILLS,MN)	Graph	1	\$54,704.00	\$54,704.00	\$54,704.00	\$54,704.00
Totals	Graph	1	\$54,704.00	\$54,704.00	\$54,704.00	\$54,704.00

Latitude: 42.999217 Longitude: -87.94683

Employer Name/Worksite Address	Graph	Count	Mean Wage	Median Wage	Lowest Wage	Highest Wage
CNH INDUSTRIAL AMERICA LLC, 260 HIGHWAY 12SE, BENSON, MN (https://www.google.com/maps/place/260%20HIGHWAY%2012SE,BENSON,MN)	Graph	2	\$81,000.00	\$70,000.00	\$70,000.00	\$92,000.00
Totals	Graph	2	\$81,000.00	\$70,000.00	\$70,000.00	\$92,000.00

Latitude: 43.14876 Longitude: -88.122767

Employer Name/Worksite Address	Graph	Count	Mean Wage	Median Wage	Lowest Wage	Highest Wage
FIS MANAGEMENT SERVICES LLC, W126 N7449 FLINT DRIVE, MENOMONEE FALLS, MN (https://www.google.com/maps/place/W126%20N7449%20FLINT%20DRIVE,MENOMONEE%20FALLS,MN)	Graph	1	\$78,027.88	\$78,027.88	\$78,027.88	\$78,027.88
Totals	Graph	1	\$78,027.88	\$78,027.88	\$78,027.88	\$78,027.88

Latitude: 43.507564 Longitude: -92.439102

Employer Name/Employer Address	Graph	Count	Mean Wage	Median Wage	Lowest Wage	Highest Wage
ARTESIAN WATER INC., 10601 MN-56, LE ROY TOWNSHIP, MN (https://www.google.com/maps/place/10601%20MN-56,LE%20ROY%20TOWNSHIP,MN)	Graph	2	\$47,350.00	\$41,000.00	\$41,000.00	\$53,700.00
Totals	Graph	2	\$47,350.00	\$41,000.00	\$41,000.00	\$53,700.00

Employer Name/Worksite Address	Graph	Count	Mean Wage	Median Wage	Lowest Wage	Highest Wage
ARTESIAN WATER INC., 10601 MN-56, LE ROY TOWNSHIP, MN (https://www.google.com/maps/place/10601%20MN-56,LE%20ROY%20TOWNSHIP,MN)	Graph	2	\$47,350.00	\$41,000.00	\$41,000.00	\$53,700.00
Totals	Graph	2	\$47,350.00	\$41,000.00	\$41,000.00	\$53,700.00

Latitude: 43.514016 Longitude: -91.395823

Employer Name/Worksite Address	Graph	Count	Mean Wage	Median Wage	Lowest Wage	Highest Wage
CARGILL, INCORPORATED, 15407 MCGINTY ROAD WEST, WAYZATA, MN (https://www.google.com/maps/place/15407%20MCGINTY%20ROAD%20WEST,WAYZATA,MN)	Graph	1	\$101,525.00	\$101,525.00	\$101,525.00	\$101,525.00
Totals	Graph	1	\$101,525.00	\$101,525.00	\$101,525.00	\$101,525.00

Latitude: 43.630828 Longitude: -95.594462

Employer Name/Worksite Address	Graph	Count	Mean Wage	Median Wage	Lowest Wage	Highest Wage
AVERA MCKENNAN, 1216 RYAN'S ROAD, WORTHINGTON, MN (https://www.google.com/maps/place/1216%20RYAN'S%20ROAD,WORTHINGTON,MN)	Graph	1	\$210,000.00	\$210,000.00	\$210,000.00	\$210,000.00
Totals	Graph	1	\$210,000.00	\$210,000.00	\$210,000.00	\$210,000.00

Latitude: 43.634019 Longitude: -94.449831

Employer Name/Worksite Address	Graph	Count	Mean Wage	Median Wage	Lowest Wage
MAYO CLINIC, 800 MEDICAL CENTER DRIVE, FAIRMONT, MN (https://www.google.com/maps/place/800%20MEDICAL%20CENTER%20DRIVE,FAIRMONT,MN)	Graph	1	\$220,000.00	\$220,000.00	\$220,000.00
MAYO CLINIC, MAYO CLINIC HEALTH SYSTEM IN FAIRMONT, FAIRMONT, MN (https://www.google.com/maps/place/MAYO%20CLINIC%20HEALTH%20SYSTEM%20IN%20FAIRMONT,FAIRMONT,MN)	Graph	1	\$273,200.00	\$273,200.00	\$273,200.00
Totals	Graph	2	\$246,600.00	\$220,000.00	\$220,000.00

Latitude: 43.640489 Longitude: -95.593195

Employer Name/Employer Address	Graph	Count	Mean Wage	Median Wage	Lowest Wage	Highest Wage
NEWPORT LABORATORIES, INC., 1520 PRAIRIE DRIVE, WORTHINGTON, MN (https://www.google.com/maps/place/1520%20PRAIRIE%20DRIVE,WORTHINGTON,MN)	Graph	1	\$79,370.30	\$79,370.30	\$79,370.30	\$79,370.30
Totals	Graph	1	\$79,370.30	\$79,370.30	\$79,370.30	\$79,370.30

Employer Name/Worksite Address	Graph	Count	Mean Wage	Median Wage	Lowest Wage	Highest Wage
NEWPORT LABORATORIES, INC., 1520 PRAIRIE DRIVE, WORTHINGTON, MN (https://www.google.com/maps/place/1520%20PRAIRIE%20DRIVE,WORTHINGTON,MN)	Graph	1	\$79,370.30	\$79,370.30	\$79,370.30	\$79,370.30
Totals	Graph	1	\$79,370.30	\$79,370.30	\$79,370.30	\$79,370.30

Latitude: 43.644855 Longitude: -94.121691

Employer Name/Worksite Address	Graph	Count	Mean Wage	Median Wage	Lowest Wage	Highest Wage
KERRY INC., 1640 W. 1ST STREET, BLUE EARTH, MN (https://www.google.com/maps/place/1640%20W.%201ST%20STREET,BLUE%20EARTH,MN)	Graph	1	\$63,600.00	\$63,600.00	\$63,600.00	\$63,600.00
Totals	Graph	1	\$63,600.00	\$63,600.00	\$63,600.00	\$63,600.00

Latitude: 43.651597 Longitude: -93.372764

Employer Name/Worksite Address	Graph	Count	Mean Wage	Median Wage
MAYO CLINIC, 404 W FOUNTAIN ST., ALBERT LEA, MN (https://www.google.com/maps/place/404%20W%20FOUNTAIN%20ST.,ALBERT%20LEA,MN)	Graph	2	\$225,000.00	\$225,000.00
MAYO CLINIC, MAYO CLINIC HEALTH SYSTEM IN ALBERT LEA, ALBERT LEA, MN (https://www.google.com/maps/place/MAYO%20CLINIC%20HEALTH%20SYSTEM%20IN%20ALBERT%20LEA,ALBERT%20LEA,MN)	Graph	2	\$353,193.00	\$244,626.00
Totals	Graph	4	\$289,096.50	\$225,000.00

Latitude: 43.652696 Longitude: -96.182674

Employer Name/Worksite Address	Graph	Count	Mean Wage	Median Wage	Lowest Wage	Highest Wage
PILGRIM'S PRIDE CORPORATION, 1174 CO HWY 4, LUVERNE, MN (https://www.google.com/maps/place/1174%20CO%20HWY%204,LUVERNE,MN)	Graph	1	\$60,000.00	\$60,000.00	\$60,000.00	\$60,000.00
Totals	Graph	1	\$60,000.00	\$60,000.00	\$60,000.00	\$60,000.00

Latitude: 43.674388 Longitude: -92.978331

Employer Name/Worksite Address	Graph	Count	Mean Wage	Median Wage	Lowest Wage	Highest Wage
MAYO CLINIC, MAYO CLINIC HEALTH SYSTEM - AUSTIN, AUSTIN, MN (https://www.google.com/maps/place/MAYO%20CLINIC%20HEALTH%20SYSTEM%20-%20AUSTIN,AUSTIN,MN)	Graph	1	\$248,000.00	\$248,000.00	\$248,000.00	\$248,000.00
MAYO CLINIC, MAYO CLINIC, AUSTIN, MN (https://www.google.com/maps/place/MAYO%20CLINIC,AUSTIN,MN)	Graph	1	\$119,454.00	\$119,454.00	\$119,454.00	\$119,454.00
MAYO CLINIC, MAYO CLINIC HEALTH SYSTEM IN AUSTIN, AUSTIN, MN (https://www.google.com/maps/place/MAYO%20CLINIC%20HEALTH%20SYSTEM%20IN%20AUSTIN,AUSTIN,MN)	Graph	3	\$308,917.33	\$280,000.00	\$280,000.00	\$308,917.33
Totals	Graph	5	\$258,841.20	\$280,000.00	\$119,454.00	\$308,917.33

Latitude: 43.681617 Longitude: -92.966217

Employer Name/Worksite Address	Graph	Count	Mean Wage	Median Wage	Lowest Wage	Highest Wage
UNIVERSITY OF MINNESOTA, 801 16TH AVE NE, AUSTIN, MN (https://www.google.com/maps/place/801%2016TH%20AVE%20NE,AUSTIN,MN)	Graph	4	\$58,669.50	\$47,476.00	\$47,476.00	\$92,250.00
Totals	Graph	4	\$58,669.50	\$47,476.00	\$47,476.00	\$92,250.00

Latitude: 43.69896 Longitude: -94.971395

Employer Name/Worksite Address	Graph	Count	Mean Wage	Median Wage	Lowest Wage	Highest Wage
AGCO CORPORATION, 202 INDUSTRIAL PARK, JACKSON, MN (https://www.google.com/maps/place/202%20INDUSTRIAL%20PARK,JACKSON,MN)	Graph	3	\$75,818.14	\$75,548.43	\$66,560.00	\$85,346.00
Totals	Graph	3	\$75,818.14	\$75,548.43	\$66,560.00	\$85,346.00

Latitude: 43.864096 Longitude: -95.114985

Employer Name/Employer Address	Graph	Count	Mean Wage	Median Wage	Lowest Wage	Highest Wage
PRIME PORK, LLC, 2850 HIGHWAY 60 EAST, WINDOM, MN (https://www.google.com/maps/place/2850%20HIGHWAY%2060%20EAST,WINDOM,MN)	Graph	1	\$44,928.00	\$44,928.00	\$44,928.00	\$44,928.00
Totals	Graph	1	\$44,928.00	\$44,928.00	\$44,928.00	\$44,928.00

Employer Name/Worksite Address	Graph	Count	Mean Wage	Median Wage	Lowest Wage	Highest Wage
PRIME PORK, LLC, 2850 HIGHWAY 60 EAST, WINDOM, MN (https://www.google.com/maps/place/2850%20HIGHWAY%2060%20EAST,WINDOM,MN)	Graph	1	\$44,928.00	\$44,928.00	\$44,928.00	\$44,928.00
Totals	Graph	1	\$44,928.00	\$44,928.00	\$44,928.00	\$44,928.00

Latitude: 43.867546 Longitude: -92.490201

Employer Name/Worksite Address	Graph	Count	Mean Wage	Median Wage	Lowest Wage	Highest Wage
COGNIZANT TECHNOLOGY SOLUTIONS U.S. CORPORATION, 1 ROCHESTER MEDICAL DRIVE, STEWARTVILLE, MN (https://www.google.com/maps/place/1%20ROCHESTER%20MEDICAL%20DRIVE,STEWARTVILLE,MN)	Graph	10	\$71,822.00	\$71,822.00	\$71,822.00	\$71,822.00
Totals	Graph	10	\$71,822.00	\$71,822.00	\$71,822.00	\$71,822.00

Latitude: 43.947908 Longitude: -92.497374

Employer Name/Employer Address	Graph	Count	Mean Wage	Median Wage	Lowest Wage	Highest Wage
EURO FOOTBALL, INC., 5379 SCENIC VIEW DRIVE SW, ROCHESTER, MN (https://www.google.com/maps/place/5379%20SCENIC%20VIEW%20DRIVE%20SW,ROCHESTER,MN)	Graph	2	\$35,000.00	\$35,000.00	\$35,000.00	\$35,000.00
Totals	Graph	2	\$35,000.00	\$35,000.00	\$35,000.00	\$35,000.00

Employer Name/Worksite Address	Graph	Count	Mean Wage	Median Wage	Lowest Wage	Highest Wage
EURO FOOTBALL, INC., 5379 SCENIC VIEW DRIVE SW, ROCHESTER, MN (https://www.google.com/maps/place/5379%20SCENIC%20VIEW%20DRIVE%20SW,ROCHESTER,MN)	Graph	2	\$35,000.00	\$35,000.00	\$35,000.00	\$35,000.00
Totals	Graph	2	\$35,000.00	\$35,000.00	\$35,000.00	\$35,000.00

Latitude: 43.959903 Longitude: -92.400582

Employer Name/Worksite Address	Graph	Count	Mean Wage	Median Wage	Lowest Wage	Highest Wage
AEGIS THERAPIES, INC., GOLDEN LIVING-ROCHESTER EAST, ROCHESTER, MN (https://www.google.com/maps/place/GOLDEN%20LIVING-ROCHESTER%20EAST,ROCHESTER,MN)	Graph	1	\$70,699.20	\$70,699.20	\$70,699.20	\$70,699.20
CITIUSTECH INC, ROSA PARKS PAVILION,, ROCHESTER, MN (https://www.google.com/maps/place/ROSA%20PARKS%20PAVILION,,ROCHESTER,MN)	Graph	1	\$62,200.00	\$62,200.00	\$62,200.00	\$62,200.00
Totals	Graph	2	\$66,449.60	\$62,200.00	\$62,200.00	\$70,699.20

Latitude: 43.967233 Longitude: -92.515864

Employer Name/Worksite Address	Graph	Count	Mean Wage	Median Wage	Lowest Wage	Highest Wage
CITIUSTECH INC, OZMUN WEST BUILDING,, ROCHESTER, MN (https://www.google.com/maps/place/OZMUN%20WEST%20BUILDING,,ROCHESTER,MN)	Graph	1	\$90,000.00	\$90,000.00	\$90,000.00	\$90,000.00
CITIUSTECH INC, OZMUN WEST BUILDING,, ROCHESTER,, MN (https://www.google.com/maps/place/OZMUN%20WEST%20BUILDING,,ROCHESTER,,MN)	Graph	1	\$79,000.00	\$79,000.00	\$79,000.00	\$79,000.00
CITIUSTECH INC., GRAHAM BLDG, ROCHESTER, MN (https://www.google.com/maps/place/GRAHAM%20BLDG,ROCHESTER,MN)	Graph	1	\$82,000.00	\$82,000.00	\$82,000.00	\$82,000.00

Employer Name/Worksite Address	Graph	Count	Mean Wage	Median Wage	Lowest Wage	Highest Wage
HORIZON ADVANCED SYSTEMS INC, MARYS CAMPUS 1216 2ND ST SW, ROCHESTER, MN (https://www.google.com/maps/place/MARYS%20CAMPUS%201216%202ND%20ST%20SW,ROCHESTER,MN)	Graph	1	\$65,000.00	\$65,000.00	\$65,000.00	\$65,000.00
CITIUSTECH INC, OZMUN WEST BUILDING, ROCHESTER, MN (https://www.google.com/maps/place/OZMUN%20WEST%20BUILDING,ROCHESTER,MN)	Graph	2	\$79,650.00	\$68,500.00	\$68,500.00	\$90,800.00
SYNOPSIS INC, GRAHAM BLDG. 3RD AVE SW, ROCHESTER, MN (https://www.google.com/maps/place/GRAHAM%20BLDG.%203RD%20AVE%20SW,ROCHESTER,MN)	Graph	2	\$79,026.50	\$71,053.00	\$71,053.00	\$87,000.00
Totals	Graph	8	\$79,169.13	\$79,000.00	\$65,000.00	\$90,800.00

Latitude: 43.985212 Longitude: -91.634681

Employer Name/Worksite Address	Graph	Count	Mean Wage	Median Wage	Lowest Wage	Highest Wage
TRW AUTOMOTIVE, INC., TRW AUTOMOTIVE INC., WINONA, MN (https://www.google.com/maps/place/TRW%20AUTOMOTIVE%20INC.,WINONA,MN)	Graph	1	\$67,766.00	\$67,766.00	\$67,766.00	\$67,766.00
TRW AUTOMOTIVE, INC., TRW AUTOMOTIVE, INC., WINONA, MN (https://www.google.com/maps/place/TRW%20AUTOMOTIVE,%20INC.,WINONA,MN)	Graph	2	\$85,000.00	\$80,000.00	\$80,000.00	\$90,000.00
Totals	Graph	3	\$79,255.33	\$80,000.00	\$67,766.00	\$90,000.00

Latitude: 43.990208 Longitude: -94.625167

Employer Name/Worksite Address	Graph	Count	Mean Wage	Median Wage	Lowest Wage	Highest Wage
ST. JAMES PUBLIC SCHOOLS, ISD #840, 1001 10TH AVE N, ST. JAMES, MN (https://www.google.com/maps/place/1001%2010TH%20AVE%20N,ST.%20JAMES,MN)	Graph	1	\$36,138.00	\$36,138.00	\$36,138.00	\$36,138.00
Totals	Graph	1	\$36,138.00	\$36,138.00	\$36,138.00	\$36,138.00

Latitude: 43.991805 Longitude: -94.627969

Employer Name/Worksite Address	Graph	Count	Mean Wage	Median Wage	Lowest Wage	Highest Wage
FUJITSU AMERICA, INC., 820 11TH STREET NORTH, ST. JAMES, MN (https://www.google.com/maps/place/820%2011TH%20STREET%20NORTH,ST.%20JAMES,MN)	Graph	15	\$76,734.00	\$76,734.00	\$76,734.00	\$76,734.00
Totals	Graph	15	\$76,734.00	\$76,734.00	\$76,734.00	\$76,734.00

Latitude: 44.006146 Longitude: -92.448647

Employer Name/Worksite Address	Graph	Count	Mean Wage	Median Wage	Lowest Wage	Highest Wage
IT AMERICA INC, 200 FIRST STREET SW, ROCHESTER, MN (https://www.google.com/maps/place/200%20FIRST%20STREET%20SW,ROCHESTER,MN)	Graph	1	\$62,000.00	\$62,000.00	\$62,000.00	\$62,000.00
Totals	Graph	1	\$62,000.00	\$62,000.00	\$62,000.00	\$62,000.00

Latitude: 44.012498 Longitude: -92.459888

Employer Name/Worksite Address	Graph	Count	Mean Wage	Median Wage	Lowest Wage	Highest Wage
OLMSTED MEDICAL CENTER, 210 NINTH STREET SE, ROCHESTER, MN (https://www.google.com/maps/place/210%20NINTH%20STREET%20SE,ROCHESTER,MN)	Graph	1	\$218,400.00	\$218,400.00	\$218,400.00	\$218,400.00
Totals	Graph	1	\$218,400.00	\$218,400.00	\$218,400.00	\$218,400.00

Employer Name/Worksite Address	Graph	Count	Mean Wage	Median Wage	Lowest Wage	Highest Wage
--------------------------------	-------	-------	-----------	-------------	-------------	--------------

Employer Name/Worksite Address	Graph	Count	Mean Wage	Median Wage	Lowest Wage	Highest Wage
OLMSTED MEDICAL CENTER, 210 NINTH STREET S.E., ROCHESTER, MN (https://www.google.com/maps/place/210%20NINTH%20STREET%20S.E.,ROCHESTER,MN)	Graph	1	\$218,400.00	\$218,400.00	\$218,400.00	\$218,400.00
Totals	Graph	1	\$218,400.00	\$218,400.00	\$218,400.00	\$218,400.00

Latitude: 44.017158 Longitude: -92.484229

Employer Name/Worksite Address	Graph	Count	Mean Wage	Median Wage	Lowest Wage	Highest Wage
COGNIZANT TECHNOLOGY SOLUTIONS U.S. CORPORATION, 1419 6TH ST SW, ROCHESTER, MN (https://www.google.com/maps/place/1419%206TH%20ST%20SW,ROCHESTER,MN)	Graph	1	\$60,000.00	\$60,000.00	\$60,000.00	\$60,000.00
Totals	Graph	1	\$60,000.00	\$60,000.00	\$60,000.00	\$60,000.00

Latitude: 44.018284 Longitude: -92.516991

Employer Name/Worksite Address	Graph	Count	Mean Wage	Median Wage	Lowest Wage	Highest Wage
FIRST TEK DOS LLC, 400 2ND ST. SW (2ND ST SW & 4TH AVE SW), ROCHESTER,, MN (https://www.google.com/maps/place/400%202ND%20ST.%20SW%20(2ND%20ST%20SW%20%26%204TH%20AVE%20SW),ROCHESTER,,MN)	Graph	1	\$60,000.00	\$60,000.00	\$60,000.00	\$60,000.00
Totals	Graph	1	\$60,000.00	\$60,000.00	\$60,000.00	\$60,000.00

Latitude: 44.01851 Longitude: -92.465378

Employer Name/Worksite Address	Graph	Count	Mean Wage	Median Wage	Lowest Wage	Highest Wage
CYBER KORP, INC., 421 1ST AVENUE SW, ROCHESTER, MN (https://www.google.com/maps/place/421%201ST%20AVENUE%20SW,ROCHESTER,MN)	Graph	1	\$65,000.00	\$65,000.00	\$65,000.00	\$65,000.00
Totals	Graph	1	\$65,000.00	\$65,000.00	\$65,000.00	\$65,000.00

Latitude: 44.01874 Longitude: -92.457594

Employer Name/Worksite Address	Graph	Count	Mean Wage	Median Wage	Lowest Wage	Highest Wage
IT AMERICA INC, 423 4TH AVE SE, ROCHESTER, MN (https://www.google.com/maps/place/423%204TH%20AVE%20SE,ROCHESTER,MN)	Graph	1	\$62,000.00	\$62,000.00	\$62,000.00	\$62,000.00
Totals	Graph	1	\$62,000.00	\$62,000.00	\$62,000.00	\$62,000.00

Latitude: 44.018962 Longitude: -92.46729

Employer Name/Worksite Address	Graph	Count	Mean Wage	Median Wage	Lowest Wage	Highest Wage
SOURCEINFOTECH INC., 428 3RD AVE SW, ROCHESTER, MN (https://www.google.com/maps/place/428%203RD%20AVE%20SW,ROCHESTER,MN)	Graph	1	\$71,000.00	\$71,000.00	\$71,000.00	\$71,000.00
Totals	Graph	1	\$71,000.00	\$71,000.00	\$71,000.00	\$71,000.00

Latitude: 44.019009 Longitude: -92.467421

Employer Name/Worksite Address	Graph	Count	Mean Wage	Median Wage	Lowest Wage	Highest Wage
AMPHION GLOBAL INC, 425 3RD AVE SW, ROCHESTER, MN (https://www.google.com/maps/place/425%203RD%20AVE%20SW,ROCHESTER,MN)	Graph	1	\$52,541.00	\$52,541.00	\$52,541.00	\$52,541.00
INDUS GROUP INC, 425M 3RD AVE SW, ROCHESTER, MN (https://www.google.com/maps/place/425M%203RD%20AVE%20SW,ROCHESTER,MN)	Graph	2	\$62,500.00	\$60,000.00	\$60,000.00	\$65,000.00
Totals	Graph	3	\$59,180.33	\$60,000.00	\$52,541.00	\$65,000.00

Latitude: 44.019051 Longitude: -92.464574

Employer Name/Worksite Address	Graph	Count	Mean Wage	Median Wage	Lowest Wage	Highest Wage
ANALYSTS INTERNATIONAL CORPORATION, 421 1ST AVE SW, ROCHESTER, MN (https://www.google.com/maps/place/421%201ST%20AVE%20SW,ROCHESTER,MN)	Graph	1	\$80,371.00	\$80,371.00	\$80,371.00	\$80,371.00
ANALYSTS INTERNATIONAL CORPORATION, 421 FIRST AVENUE SW,, ROCHESTER, MN (https://www.google.com/maps/place/421%20FIRST%20AVENUE%20SW,,ROCHESTER,MN)	Graph	1	\$66,477.00	\$66,477.00	\$66,477.00	\$66,477.00
ANALYSTS INTERNATIONAL CORPORATION, 421 FIRST AVENUE SW,, ROCHESTER,, MN (https://www.google.com/maps/place/421%20FIRST%20AVENUE%20SW,,ROCHESTER,,MN)	Graph	1	\$66,477.00	\$66,477.00	\$66,477.00	\$66,477.00
Totals	Graph	3	\$71,108.33	\$66,477.00	\$66,477.00	\$80,371.00

Latitude: 44.021326 Longitude: -92.46457

Employer Name/Employer Address	Graph	Count	Mean Wage	Median Wage	Lowest Wage	Highest Wage
TRBHI INC., 221 1ST AVE SW, ROCHESTER, MN (https://www.google.com/maps/place/221%201ST%20AVE%20SW,ROCHESTER,MN)	Graph	1	\$140,000.00	\$140,000.00	\$140,000.00	\$140,000.00
Totals	Graph	1	\$140,000.00	\$140,000.00	\$140,000.00	\$140,000.00

Employer Name/Worksite Address	Graph	Count	Mean Wage	Median Wage	Lowest Wage	Highest Wage
ORPINE, INC., 221 FIRST AVENUE SW, ROCHESTER, MN (https://www.google.com/maps/place/221%20FIRST%20AVENUE%20SW,ROCHESTER,MN)	Graph	1	\$60,000.00	\$60,000.00	\$60,000.00	\$60,000.00
SILICON STAFF IT SERVICES, INC., MAYO CLINIC, ROCHESTER, MN (https://www.google.com/maps/place/MAYO%20CLINIC,ROCHESTER,MN)	Graph	1	\$60,000.00	\$60,000.00	\$60,000.00	\$60,000.00
TRBHI INC., 221 1ST AVE SW, ROCHESTER, MN (https://www.google.com/maps/place/221%201ST%20AVE%20SW,ROCHESTER,MN)	Graph	1	\$140,000.00	\$140,000.00	\$140,000.00	\$140,000.00
XYLO TECHNOLOGIES, INC., 221 1ST AVENUE SW, ROCHESTER, MN (https://www.google.com/maps/place/221%201ST%20AVENUE%20SW,ROCHESTER,MN)	Graph	1	\$90,000.00	\$90,000.00	\$90,000.00	\$90,000.00
XYLO TECHNOLOGIES, INC., 221 1ST AVENUE, S.W., ROCHESTER, MN (https://www.google.com/maps/place/221%201ST%20AVENUE,%20S.W.,ROCHESTER,MN)	Graph	2	\$70,750.00	\$67,000.00	\$67,000.00	\$74,500.00
Totals	Graph	6	\$81,916.67	\$67,000.00	\$60,000.00	\$140,000.00

Latitude: 44.021388 Longitude: -92.46444

Employer Name/Employer Address	Graph	Count	Mean Wage	Median Wage	Lowest Wage	Highest Wage
MAYO CLINIC ROCHESTER, 200 FIRST STREET SW, ROCHESTER, MN (https://www.google.com/maps/place/200%20FIRST%20STREET%20SW,ROCHESTER,MN)	Graph	1	\$64,751.00	\$64,751.00	\$64,751.00	\$64,751.00
MAYO CLINIC, 200 FIRST STREET SW, ROCHESTER, MN (https://www.google.com/maps/place/200%20FIRST%20STREET%20SW,ROCHESTER,MN)	Graph	349	\$95,575.62	\$62,375.00	\$43,692.00	\$713,909.00
Totals	Graph	350	\$95,487.55	\$62,375.00	\$43,692.00	\$713,909.00

Employer Name/Worksite Address	Graph	Count	Mean Wage	Median Wage	Lowest Wage	Highest Wage
CITIUSTECH INC, 200 FIRST ST. SW,, ROCHESTER, MN (https://www.google.com/maps/place/200%20FIRST%20ST.%20SW,,ROCHESTER,MN)	Graph	1	\$73,500.00	\$73,500.00	\$73,500.00	\$73,500.00
CITIUSTECH INC, 200 FIRST STREET SW,, ROCHESTER,, MN (https://www.google.com/maps/place/200%20FIRST%20STREET%20SW,,ROCHESTER,,MN)	Graph	1	\$73,500.00	\$73,500.00	\$73,500.00	\$73,500.00
FIRST TEK , INC., 200 FIRST ST SW,, ROCHESTER,, MN (https://www.google.com/maps/place/200%20FIRST%20ST%20SW,,ROCHESTER,,MN)	Graph	1	\$65,000.00	\$65,000.00	\$65,000.00	\$65,000.00
FIRST TEK INC., 200 1ST ST SW, ROCHESTER, MN (https://www.google.com/maps/place/200%201ST%20ST%20SW,ROCHESTER,MN)	Graph	1	\$60,000.00	\$60,000.00	\$60,000.00	\$60,000.00
MAYO CLINIC, MAYO CLINIC, R, MN (https://www.google.com/maps/place/MAYO%20CLINIC,R,MN)	Graph	1	\$57,695.00	\$57,695.00	\$57,695.00	\$57,695.00

Employer Name/Worksite Address	Graph	Count	Mean Wage	Median Wage	Lowest Wage	Highest Wage
TEKSKY LLC, 200 FIRST STREET SOUTHWEST, ROCHESTER, MN (https://www.google.com/maps/place/200%20FIRST%20STREET%20SOUTHWEST,ROCHESTER,MN)	Graph	1	\$66,477.00	\$66,477.00	\$66,477.00	\$66,477.00
V-SOFT CONSULTING GROUP, INC., 210 1ST AVE. SW, ROCHESTER, MN (https://www.google.com/maps/place/210%20%201ST%20AVE.%20SW,ROCHESTER,MN)	Graph	1	\$70,000.00	\$70,000.00	\$70,000.00	\$70,000.00
XYLO TECHNOLOGIES, INC., 200 FIRST ST. SW, ROCHESTER, MN (https://www.google.com/maps/place/200%20FIRST%20ST.%20SW,ROCHESTER,MN)	Graph	1	\$64,000.00	\$64,000.00	\$64,000.00	\$64,000.00
DELASOFT, INC., 200 FIRST ST SW, ROCHESTER, MN (https://www.google.com/maps/place/200%20FIRST%20ST%20SW,ROCHESTER,MN)	Graph	2	\$94,500.00	\$84,000.00	\$84,000.00	\$105,000.00
NETSTRIVE CONSULTING, 200 FIRST ST., SW, ROCHESTER, MN (https://www.google.com/maps/place/200%20FIRST%20ST.,%20SW,ROCHESTER,MN)	Graph	2	\$64,216.00	\$60,000.00	\$60,000.00	\$68,432.00
XYLO TECHNOLOGIES, INC., 200 FIRST STREET, S.W., ROCHESTER, MN (https://www.google.com/maps/place/200%20FIRST%20STREET,%20S.W.,ROCHESTER,MN)	Graph	2	\$110,593.50	\$96,387.00	\$96,387.00	\$124,800.00
XYLO TECHNOLOGIES, INC., 200 1ST STREET, S.W., ROCHESTER, MN (https://www.google.com/maps/place/200%201ST%20STREET,%20S.W.,ROCHESTER,MN)	Graph	3	\$64,000.00	\$64,000.00	\$64,000.00	\$64,000.00
FRONTAGE TECHNOLOGIES INC, MAYO CLINIC, 200 1ST ST SW, ROCHESTER, MN (https://www.google.com/maps/place/MAYO%20CLINIC,%20200%201ST%20ST%20SW,ROCHESTER,MN)	Graph	5	\$67,000.00	\$67,000.00	\$67,000.00	\$67,000.00
SVV INFOTECH, INC, 200 1ST STREET SW, ROCHESTER, MN (https://www.google.com/maps/place/200%201ST%20STREET%20SW,ROCHESTER,MN)	Graph	8	\$67,846.00	\$62,192.00	\$62,192.00	\$84,000.00
MAYO CLINIC, 200 FIRST STREET SW, ROCHESTER, MN (https://www.google.com/maps/place/200%20FIRST%20STREET%20SW,ROCHESTER,MN)	Graph	119	\$92,728.91	\$61,816.00	\$43,692.00	\$448,250.00
MAYO CLINIC, MAYO CLINIC, ROCHESTER, MN (https://www.google.com/maps/place/MAYO%20CLINIC,ROCHESTER,MN)	Graph	216	\$71,466.74	\$60,170.00	\$43,692.00	\$284,000.00
Totals	Graph	365	\$78,383.88	\$62,375.00	\$43,692.00	\$448,250.00

Latitude: 44.021564 Longitude: -92.481621

Employer Name/Worksite Address	Graph	Count	Mean Wage	Median Wage	Lowest Wage	Highest Wage
IT RESOURCES, INC., 1216 SECOND ST. SW, ROCHESTER, MN (https://www.google.com/maps/place/1216%20SECOND%20ST.%20SW,ROCHESTER,MN)	Graph	1	\$66,477.00	\$66,477.00	\$66,477.00	\$66,477.00
SRI SOFTWARE SOLUTIONS LLC, 1216 2ND ST SW, ROCHESTER, MN (https://www.google.com/maps/place/1216%202ND%20ST%20SW,ROCHESTER,MN)	Graph	1	\$60,000.00	\$60,000.00	\$60,000.00	\$60,000.00
PLANET-P INC., 1216 2ND STREET SW, ROCHESTER, MN (https://www.google.com/maps/place/1216%202ND%20STREET%20SW,ROCHESTER,MN)	Graph	3	\$57,329.33	\$55,994.00	\$55,994.00	\$60,000.00
Totals	Graph	5	\$59,693.00	\$60,000.00	\$55,994.00	\$66,477.00

Latitude: 44.021586 Longitude: -92.497786

Employer Name/Worksite Address	Graph	Count	Mean Wage	Median Wage	Lowest Wage	Highest Wage
NIETZ & EVERSMAN, LLC, 2212 2ND ST. SW, ROCHESTER, MN (https://www.google.com/maps/place/2212%202ND%20ST.%20SW,ROCHESTER,MN)	Graph	1	\$40,643.00	\$40,643.00	\$40,643.00	\$40,643.00
Totals	Graph	1	\$40,643.00	\$40,643.00	\$40,643.00	\$40,643.00

Employer Name/Worksite Address	Graph	Count	Mean Wage	Median Wage	Lowest Wage	Highest Wage
NIETZ & EVERSMAN, LLC, 2212 2ND ST. SW, ROCHESTER, MN (https://www.google.com/maps/place/2212%202ND%20ST.%20SW,ROCHESTER,MN)	Graph	1	\$40,643.00	\$40,643.00	\$40,643.00	\$40,643.00
Totals	Graph	1	\$40,643.00	\$40,643.00	\$40,643.00	\$40,643.00

Latitude: 44.021675 Longitude: -92.469941

Employer Name/Worksite Address	Graph	Count	Mean Wage	Median Wage	Lowest Wage	Highest Wage
--------------------------------	-------	-------	-----------	-------------	-------------	--------------

Employer Name/Worksite Address	Graph	Count	Mean Wage	Median Wage	Lowest Wage	Highest Wage
CITIUSTECH INC, 515 2ND ST SW,, ROCHESTER,, MN (https://www.google.com/maps/place/515%202ND%20ST%20SW,,ROCHESTER,,MN)	Graph	1	\$90,000.00	\$90,000.00	\$90,000.00	\$90,000.00
APPLIED COMPUTER TECHNIQUES, 515 2ND ST SW, ROCHESTER, MN (https://www.google.com/maps/place/515%202ND%20ST%20SW,ROCHESTER,MN)	Graph	3	\$63,333.33	\$65,000.00	\$60,000.00	\$65,000.00
STANSOURCE INC, 515 2ND STREET SW, ROCHESTER, MN (https://www.google.com/maps/place/515%202ND%20STREET%20SW,ROCHESTER,MN)	Graph	3	\$69,574.33	\$71,053.00	\$62,670.00	\$75,000.00
Totals	Graph	7	\$69,817.57	\$65,000.00	\$60,000.00	\$90,000.00

Latitude: 44.021684 Longitude: -92.470396

Employer Name/Worksite Address	Graph	Count	Mean Wage	Median Wage	Lowest Wage	Highest Wage
PIONEER CONSULTING SERVICES LLC, 515 2ND STREET SW, ROCHESTER, MN (https://www.google.com/maps/place/515%202ND%20STREET%20SW,ROCHESTER,MN)	Graph	2	\$63,850.00	\$59,200.00	\$59,200.00	\$68,500.00
Totals	Graph	2	\$63,850.00	\$59,200.00	\$59,200.00	\$68,500.00

Latitude: 44.021695 Longitude: -92.463076

Employer Name/Worksite Address	Graph	Count	Mean Wage	Median Wage	Lowest Wage	Highest Wage
ANALYSTS INTERNATIONAL CORPORATION, 195 SOUTH BROADWAY, ROCHESTER, MN (https://www.google.com/maps/place/195%20SOUTH%20BROADWAY,ROCHESTER,MN)	Graph	1	\$60,000.00	\$60,000.00	\$60,000.00	\$60,000.00
Totals	Graph	1	\$60,000.00	\$60,000.00	\$60,000.00	\$60,000.00

Latitude: 44.02237 Longitude: -92.467405

Employer Name/Worksite Address	Graph	Count	Mean Wage	Median Wage	Lowest Wage	Highest Wage
CROWD SOFTWARE CONSULTING LLC, 121 3RD AVE SW, ROCHESTER, MN (https://www.google.com/maps/place/121%203RD%20AVE%20SW,ROCHESTER,MN)	Graph	2	\$66,477.00	\$66,477.00	\$66,477.00	\$66,477.00
Totals	Graph	2	\$66,477.00	\$66,477.00	\$66,477.00	\$66,477.00

Latitude: 44.022516 Longitude: -92.464418

Employer Name/Worksite Address	Graph	Count	Mean Wage	Median Wage	Lowest Wage	Highest Wage
APTACORE INC., 200 1ST ST SW, ROCHESTER, MN (https://www.google.com/maps/place/200%201ST%20ST%20SW,ROCHESTER,MN)	Graph	1	\$70,000.00	\$70,000.00	\$70,000.00	\$70,000.00
DELOITTE CONSULTING LLP, 200 1ST STREET SOUTHWEST, ROCHESTER, MN (https://www.google.com/maps/place/200%201ST%20STREET%20SOUTHWEST,ROCHESTER,MN)	Graph	15	\$100,000.00	\$100,000.00	\$100,000.00	\$100,000.00
Totals	Graph	16	\$98,125.00	\$100,000.00	\$70,000.00	\$100,000.00

Latitude: 44.022526 Longitude: -92.464073

Employer Name/Worksite Address	Graph	Count	Mean Wage	Median Wage	Lowest Wage	Highest Wage
ANIRA SOLUTIONS INC, WELLS FARGO CENTER 6-09-1A, ROCHESTER, MN (https://www.google.com/maps/place/WELLS%20FARGO%20CENTER%206-09-1A,ROCHESTER,MN)	Graph	2	\$90,000.00	\$80,000.00	\$80,000.00	\$100,000.00
Totals	Graph	2	\$90,000.00	\$80,000.00	\$80,000.00	\$100,000.00

Latitude: 44.022679 Longitude: -92.464561

Employer Name/Worksite Address	Graph	Count	Mean Wage	Median Wage	Lowest Wage	Highest Wage
AMERITECH GLOBAL INC, 155 1ST STREET SW, ROCHESTER, MN (https://www.google.com/maps/place/155%201ST%20STREET%20SW,ROCHESTER,MN)	Graph	1	\$60,000.00	\$60,000.00	\$60,000.00	\$60,000.00
Totals	Graph	1	\$60,000.00	\$60,000.00	\$60,000.00	\$60,000.00

Latitude: 44.023546 Longitude: -92.46603

Employer Name/Worksite Address	Graph	Count	Mean Wage	Median Wage	Lowest Wage	Highest Wage
DELOITTE CONSULTING LLP, 201 WEST CENTER STREET, ROCHESTER, MN (https://www.google.com/maps/place/201%20WEST%20CENTER%20STREET,ROCHESTER,MN)	Graph	15	\$65,229.00	\$65,229.00	\$65,229.00	\$65,229.00
Totals	Graph	15	\$65,229.00	\$65,229.00	\$65,229.00	\$65,229.00

Latitude: 44.029971 Longitude: -92.863866

Employer Name/Employer Address	Graph	Count	Mean Wage	Median Wage	Lowest Wage	Highest Wage
MCNEILUS TRUCK AND MANUFACTURING, INC., 524 EAST HIGHWAY STREET, DODGE CENTER, MN (https://www.google.com/maps/place/524%20EAST%20HIGHWAY%20STREET,DODGE%20CENTER,MN)	Graph	2	\$58,136.00	\$58,136.00	\$58,136.00	\$58,136.00
Totals	Graph	2	\$58,136.00	\$58,136.00	\$58,136.00	\$58,136.00

Employer Name/Worksite Address	Graph	Count	Mean Wage	Median Wage	Lowest Wage	Highest Wage
MCNEILUS TRUCK AND MANUFACTURING, INC., 524 EAST HIGHWAY STREET, DODGE CENTER, MN (https://www.google.com/maps/place/524%20EAST%20HIGHWAY%20STREET,DODGE%20CENTER,MN)	Graph	2	\$58,136.00	\$58,136.00	\$58,136.00	\$58,136.00
Totals	Graph	2	\$58,136.00	\$58,136.00	\$58,136.00	\$58,136.00

Latitude: 44.031015 Longitude: -92.466117

Employer Name/Worksite Address	Graph	Count	Mean Wage	Median Wage	Lowest Wage	Highest Wage
COMPUTEK SOLUTIONS INC, 200 SOUTH SIXTH STREET, ROCHESTER, MN (https://www.google.com/maps/place/200%20SOUTH%20SIXTH%20STREET,ROCHESTER,MN)	Graph	2	\$68,500.00	\$65,000.00	\$65,000.00	\$72,000.00
Totals	Graph	2	\$68,500.00	\$65,000.00	\$65,000.00	\$72,000.00

Latitude: 44.032907 Longitude: -92.489074

Employer Name/Worksite Address	Graph	Count	Mean Wage	Median Wage	Lowest Wage	Highest Wage
KERRY INC., 2402 7TH ST NW, ROCHESTER, MN (https://www.google.com/maps/place/2402%207TH%20ST%20NW,ROCHESTER,MN)	Graph	2	\$83,744.00	\$59,155.00	\$59,155.00	\$108,333.00
Totals	Graph	2	\$83,744.00	\$59,155.00	\$59,155.00	\$108,333.00

Latitude: 44.034297 Longitude: -92.871038

Employer Name/Worksite Address	Graph	Count	Mean Wage	Median Wage	Lowest Wage	Highest Wage
L&T TECHNOLOGY SERVICES LIMITED, MCNEILUS TRUCK AND MANUFACTURING, INC., DODGE CENTER, MN (https://www.google.com/maps/place/MCNEILUS%20TRUCK%20AND%20MANUFACTURING,%20INC.,DODGE%20CENTER,MN)	Graph	1	\$60,000.00	\$60,000.00	\$60,000.00	\$60,000.00
LARSEN & TOUBRO INFOTECH LIMITED, 19 AIRPORT DRIVE, ROCHESTER, MN (https://www.google.com/maps/place/19%20AIRPORT%20DRIVE,ROCHESTER,MN)	Graph	1	\$81,180.00	\$81,180.00	\$81,180.00	\$81,180.00
LARSEN & TOUBRO INFOTECH LIMITED, MCNEILUS, 19 AIRPORT DRIVE NORTH, DODGE CENTER, MN (https://www.google.com/maps/place/MCNEILUS,%2019%20AIRPORT%20DRIVE%20NORTH,DODGE%20CENTER,MN)	Graph	1	\$81,180.00	\$81,180.00	\$81,180.00	\$81,180.00

Employer Name/Worksite Address	Graph	Count	Mean Wage	Median Wage	Lowest Wage	Highest Wage
LARSEN AND TOUBRO INFOTECH LIMITED, MCNEILUS, DODGE CENTRE, MN (https://www.google.com/maps/place/MCNEILUS,DODGE%20CENTRE,MN)	Graph	1	\$81,180.00	\$81,180.00	\$81,180.00	\$81,180.00
L&T TECHNOLOGY SERVICES LIMITED, MCNEILUS TRUCK & MANUFACTURING, DODGE CENTER, MN (https://www.google.com/maps/place/MCNEILUS%20TRUCK%20%26%20MANUFACTURING,DODGE%20CENTER,MN)	Graph	2	\$65,349.50	\$60,000.00	\$60,000.00	\$60,000.00
L&T TECHNOLOGY SERVICES LIMITED, MCNEILUS TRUCK AND MANUFACTURING INC., DODGE CENTER, MN (https://www.google.com/maps/place/MCNEILUS%20TRUCK%20AND%20MANUFACTURING%20INC.,DODGE%20CENTER,MN)	Graph	2	\$60,500.00	\$60,000.00	\$60,000.00	\$60,000.00
L&T TECHNOLOGY SERVICES LIMITED, MCNEILUS TRUCKS AND MANUFACTURING INC., DODGE CENTER, MN (https://www.google.com/maps/place/MCNEILUS%20TRUCKS%20AND%20MANUFACTURING%20INC.,DODGE%20CENTER,MN)	Graph	2	\$60,000.00	\$60,000.00	\$60,000.00	\$60,000.00
L&T TECHNOLOGY SERVICES LIMITED, MCNEILUS TRUCK AND MANUFACTURING, DODGE CENTER, MN (https://www.google.com/maps/place/MCNEILUS%20TRUCK%20AND%20MANUFACTURING,DODGE%20CENTER,MN)	Graph	4	\$61,868.75	\$60,000.00	\$60,000.00	\$60,000.00
L&T TECHNOLOGY SERVICES, LTD., MCNEILUS TRUCKS AND MANUFACTURING, DODGE CENTER, MN (https://www.google.com/maps/place/MCNEILUS%20TRUCKS%20AND%20MANUFACTURING,DODGE%20CENTER,MN)	Graph	5	\$60,000.00	\$60,000.00	\$60,000.00	\$60,000.00
Totals	Graph	19	\$64,353.37	\$60,000.00	\$60,000.00	\$60,000.00

Latitude: 44.03511 Longitude: -92.50871

Employer Name/Employer Address	Graph	Count	Mean Wage	Median Wage	Lowest Wage	Highest Wage
LIQUIDCOOL SOLUTIONS INC., 2717 HIGHWAY 14 WEST, SUITE D, ROCHESTER, MN (https://www.google.com/maps/place/2717%20HIGHWAY%2014%20WEST,%20SUITE%20D,ROCHESTER,MN)	Graph	1	\$63,840.00	\$63,840.00	\$63,840.00	\$63,840.00
Totals	Graph	1	\$63,840.00	\$63,840.00	\$63,840.00	\$63,840.00

Employer Name/Worksite Address	Graph	Count	Mean Wage	Median Wage	Lowest Wage	Highest Wage
LIQUIDCOOL SOLUTIONS INC., 2717 HIGHWAY 14 WEST, SUITE D, ROCHESTER, MN (https://www.google.com/maps/place/2717%20HIGHWAY%2014%20WEST,%20SUITE%20D,ROCHESTER,MN)	Graph	1	\$63,840.00	\$63,840.00	\$63,840.00	\$63,840.00
Totals	Graph	1	\$63,840.00	\$63,840.00	\$63,840.00	\$63,840.00

Latitude: 44.041485 Longitude: -92.460771

Employer Name/Worksite Address	Graph	Count	Mean Wage	Median Wage	Lowest Wage	Highest Wage
AGILETAL INC, 1700 BROADWAY AVENUE NORTH, ROCHESTER, MN (https://www.google.com/maps/place/1700%20BROADWAY%20AVENUE%20NORTH,ROCHESTER,MN)	Graph	1	\$62,000.00	\$62,000.00	\$62,000.00	\$62,000.00
AMERITECH GLOBAL INC, 1700 BROADWAY AVE N, ROCHESTER, MN (https://www.google.com/maps/place/1700%20BROADWAY%20AVE%20N,ROCHESTER,MN)	Graph	1	\$67,000.00	\$67,000.00	\$67,000.00	\$67,000.00
AMERITECH GLOBAL INC, 1700 N BROADWAY AVENUE, ROCHESTER, MN (https://www.google.com/maps/place/1700%20N%20BROADWAY%20AVENUE,ROCHESTER,MN)	Graph	29	\$64,965.52	\$67,000.00	\$60,000.00	\$72,000.00
AGILETAL INC, 1700 N BROADWAY AVE, ROCHESTER, MN (https://www.google.com/maps/place/1700%20N%20BROADWAY%20AVE,ROCHESTER,MN)	Graph	42	\$68,952.38	\$70,000.00	\$61,000.00	\$80,000.00
Totals	Graph	73	\$67,246.58	\$67,000.00	\$60,000.00	\$80,000.00

Latitude: 44.04526 Longitude: -91.642967

Employer Name/Employer Address	Graph	Count	Mean Wage	Median Wage	Lowest Wage	Highest Wage
MINNESOTA STATE COLLEGES AND UNIVERSITIES, 175 WEST MARK STREET, WINONA, MN (https://www.google.com/maps/place/175%20WEST%20MARK%20STREET,WINONA,MN)	Graph	3	\$76,282.33	\$71,599.00	\$62,115.00	\$95,133.00
Totals	Graph	3	\$76,282.33	\$71,599.00	\$62,115.00	\$95,133.00

Employer Name/Worksite Address	Graph	Count	Mean Wage	Median Wage	Lowest Wage	Highest Wage
MINNESOTA STATE COLLEGES AND UNIVERSITIES, 175 WEST MARK STREET, WINONA, MN (https://www.google.com/maps/place/175%20WEST%20MARK%20STREET,WINONA,MN)	Graph	3	\$76,282.33	\$71,599.00	\$62,115.00	\$95,133.00

Employer Name/Worksite Address	Graph	Count	Mean Wage	Median Wage	Lowest Wage	Highest Wage
Totals	Graph	3	\$76,282.33	\$71,599.00	\$62,115.00	\$95,133.00

Latitude: 44.049883 Longitude: -92.524076

Employer Name/Employer Address	Graph	Count	Mean Wage	Median Wage	Lowest Wage	Hig W
XYLO TECHNOLOGIES, INC., 2434 SUPERIOR DRIVE NW, SUITE 105, ROCHESTER, MN (https://www.google.com/maps/place/2434%20SUPERIOR%20DRIVE%20NW,%20SUITE%20105,ROCHESTER,MN)	Graph	1	\$78,936.00	\$78,936.00	\$78,936.00	\$78,9
XYLO TECHNOLOGIES, INC., 2434 SUPERIOR DR NW, ROCHESTER, MN (https://www.google.com/maps/place/2434%20SUPERIOR%20DR%20NW,ROCHESTER,MN)	Graph	9	\$78,743.00	\$67,000.00	\$64,000.00	\$124,
Totals	Graph	10	\$78,762.30	\$67,000.00	\$64,000.00	\$124,

Employer Name/Worksite Address	Graph	Count	Mean Wage	Median Wage	Lowest Wage	Hig W
XYLO TECHNOLOGIES, INC., 2434 SUPERIOR DRIVE NW, SUITE 105, ROCHESTER, MN (https://www.google.com/maps/place/2434%20SUPERIOR%20DRIVE%20NW,%20SUITE%20105,ROCHESTER,MN)	Graph	1	\$78,936.00	\$78,936.00	\$78,936.00	\$78,9
Totals	Graph	1	\$78,936.00	\$78,936.00	\$78,936.00	\$78,9

Latitude: 44.051676 Longitude: -92.52066

Employer Name/Worksite Address	Graph	Count	Mean Wage	Median Wage	Lowest Wage	Hi V
YETI TECHNOLOGIES LLC, 2765 COMMERCE DR. NW, ROCHESTER, MN (https://www.google.com/maps/place/2765%20COMMERCE%20DR.%20NW,ROCHESTER,MN)	Graph	1	\$72,800.00	\$72,800.00	\$72,800.00	\$72,
CITIUSTECH INC, 2765 COMMERCE DRIVE NW, SUITE 225, ROCHESTER, MN (https://www.google.com/maps/place/2765%20COMMERCE%20DRIVE%20NW,%20SUITE%20225,ROCHESTER,MN)	Graph	2	\$62,750.00	\$62,500.00	\$62,500.00	\$62,
CITIUSTECH INC, 2765 COMMERCE DRIVE NW,SUITE 225, ROCHESTER, MN (https://www.google.com/maps/place/2765%20COMMERCE%20DRIVE%20NW,SUITE%20225,ROCHESTER,MN)	Graph	2	\$67,100.00	\$62,200.00	\$62,200.00	\$72,
CITIUSTECH INC, 2765 COMMERCE DRIVE NW,, ROCHESTER, MN (https://www.google.com/maps/place/2765%20COMMERCE%20DRIVE%20NW,,ROCHESTER,MN)	Graph	3	\$62,400.00	\$62,500.00	\$62,200.00	\$62,
CITIUSTECH INC., 2765 COMMERCE DRIVE NW, ROCHESTER, MN (https://www.google.com/maps/place/2765%20COMMERCE%20DRIVE%20NW,ROCHESTER,MN)	Graph	5	\$71,040.00	\$63,000.00	\$62,200.00	\$10
Totals	Graph	13	\$67,300.00	\$62,500.00	\$62,200.00	\$10

Latitude: 44.052208 Longitude: -92.520543

Employer Name/Worksite Address	Graph	Count	Mean Wage	Median Wage	Lowest Wage	Highest Wage
CITIUSTECH INC, 3434 TECHNOLOGY, ROCHESTER,, MN (https://www.google.com/maps/place/3434%20TECHNOLOGY,ROCHESTER,,MN)	Graph	1	\$81,000.00	\$81,000.00	\$81,000.00	\$81,000.00
Totals	Graph	1	\$81,000.00	\$81,000.00	\$81,000.00	\$81,000.00

Latitude: 44.052224 Longitude: -92.52011

Employer Name/Worksite Address	Graph	Count	Mean Wage	Median Wage	Lowest Wage	Highest Wage
AMERICAN CYBERSYSTEMS, INC., 3535 TECHNOLOGY DRIVE, ROCHESTER, MN (https://www.google.com/maps/place/3535%20TECHNOLOGY%20DRIVE,ROCHESTER,MN)	Graph	1	\$94,286.40	\$94,286.40	\$94,286.40	\$94,286.40
LORSHI SYSTEMS, LLC, 3535 TECHNOLOGY DRIVE NW, ROCHESTER, MN (https://www.google.com/maps/place/3535%20TECHNOLOGY%20DRIVE%20NW,ROCHESTER,MN)	Graph	1	\$60,000.00	\$60,000.00	\$60,000.00	\$60,000.00
Totals	Graph	2	\$77,143.20	\$60,000.00	\$60,000.00	\$94,286.40

Latitude: 44.054892 Longitude: -92.528342

Employer Name/Worksite Address	Graph	Count	Mean Wage	Median Wage	Lowest Wage	Highest Wage
TECHDIGITAL CORPORATION, 3050 SUPERIOR DRIVE NW, ROCHESTER, MN (https://www.google.com/maps/place/3050%20SUPERIOR%20DRIVE%20NW,ROCHESTER,MN)	Graph	2	\$61,270.40	\$52,540.80	\$52,540.80	\$70,000.00
Totals	Graph	2	\$61,270.40	\$52,540.80	\$52,540.80	\$70,000.00

Latitude: 44.055545 Longitude: -92.528501

Employer Name/Worksite Address	Graph	Count	Mean Wage	Median Wage	Lowest Wage	Highest Wage
MAYO CLINIC, MAYO CLINIC, ROCHESTER, MN (https://www.google.com/maps/place/MAYO%20CLINIC,ROCHESTER,MN)	Graph	2	\$112,377.00	\$49,504.00	\$49,504.00	\$175,250.00
Totals	Graph	2	\$112,377.00	\$49,504.00	\$49,504.00	\$175,250.00

Latitude: 44.055548 Longitude: -92.528535

Employer Name/Worksite Address	Graph	Count	Mean Wage	Median Wage	Lowest Wage	Highest Wage
TECHNOSOFT GROUP INC, 3050 SUPERIOR DR NW, ROCHESTER, MN (https://www.google.com/maps/place/3050%20SUPERIOR%20DR%20NW,ROCHESTER,MN)	Graph	1	\$75,000.00	\$75,000.00	\$75,000.00	\$75,000.00
TAJ TECHNOLOGIES, INC., 3050 SUPERIOR DRIVE NW, ROCHESTER, MN (https://www.google.com/maps/place/3050%20SUPERIOR%20DRIVE%20NW,ROCHESTER,MN)	Graph	2	\$87,000.00	\$87,000.00	\$87,000.00	\$87,000.00
IT RESOURCES, INC., 3050 SUPERIOR DR. NW, ROCHESTER, MN (https://www.google.com/maps/place/3050%20SUPERIOR%20DR.%20NW,ROCHESTER,MN)	Graph	6	\$70,618.67	\$66,500.00	\$66,477.00	\$75,000.00
Totals	Graph	9	\$74,745.78	\$75,000.00	\$66,477.00	\$87,000.00

Latitude: 44.055948 Longitude: -92.525906

Employer Name/Worksite Address	Graph	Count	Mean Wage	Median Wage	Lowest Wage
B2B TECHNOLOGY INC, 425 THIRD AVENUE SW, ROCHESTER, MN (https://www.google.com/maps/place/425%20THIRD%20AVENUE%20SW,ROCHESTER,MN)	Graph	1	\$80,500.00	\$80,500.00	\$80,500.00
MASTER MINDS CONSULTING SERVICES, INC., 2ND STREET SW AND 4TH AVENUE SW, ROCHESTER, MN (https://www.google.com/maps/place/2ND%20STREET%20SW%20AND%204TH%20AVENUE%20SW,ROCHESTER,MN)	Graph	1	\$65,000.00	\$65,000.00	\$65,000.00
MICROEXCEL, INC, 200 SOUTH SIXTH STREET, ROCHESTER, MN (https://www.google.com/maps/place/200%20SOUTH%20SIXTH%20STREET,ROCHESTER,MN)	Graph	1	\$75,000.00	\$75,000.00	\$75,000.00
NETSTRIVE CONSULTING, 3425 40TH AVE NW, ROCHESTER, MN (https://www.google.com/maps/place/3425%2040TH%20AVE%20NW,ROCHESTER,MN)	Graph	1	\$68,432.00	\$68,432.00	\$68,432.00
OPENSOFT, INC., 2765 COMMERCE DRIVE, ROCHESTER, MN (https://www.google.com/maps/place/2765%20COMMERCE%20DRIVE,ROCHESTER,MN)	Graph	1	\$96,512.00	\$96,512.00	\$96,512.00
PERFICIENT, INC., 200 2ND STREET SW, ROCHESTER, MN (https://www.google.com/maps/place/200%202ND%20STREET%20SW,ROCHESTER,MN)	Graph	1	\$128,750.00	\$128,750.00	\$128,750.00
TANSON CORP, 515 SECOND STREET S.W., ROCHESTER, MN (https://www.google.com/maps/place/515%20SECOND%20STREET%20S.W.,ROCHESTER,MN)	Graph	1	\$70,720.00	\$70,720.00	\$70,720.00
INDSOFT, INC., 425 THIRD AVE SW, ROCHESTER, MN (https://www.google.com/maps/place/425%20THIRD%20AVE%20SW,ROCHESTER,MN)	Graph	2	\$73,424.00	\$66,477.00	\$66,477.00
PALACE GATE CORPORATION, 515 2ND ST SW, ROCHESTER, MN (https://www.google.com/maps/place/515%202ND%20ST%20SW,ROCHESTER,MN)	Graph	2	\$52,000.00	\$52,000.00	\$52,000.00
Totals	Graph	11	\$75,978.36	\$70,720.00	\$52,000.00

Latitude: 44.056964 Longitude: -92.518816

Employer Name/Worksite Address	Graph	Count	Mean Wage	Median Wage	Lowest Wage	Highest Wage
A1 KAISER INC, 2915 VALLEY HIGH DR, ROCHESTER, MN (https://www.google.com/maps/place/2915%20VALLEY%20HIGH%20DR,ROCHESTER,MN)	Graph	1	\$72,000.00	\$72,000.00	\$72,000.00	\$72,000.00

Employer Name/Worksite Address	Graph	Count	Mean Wage	Median Wage	Lowest Wage	Highest Wage
PIONEER CONSULTING SERVICES LLC, 2915 VALLEY HIGH DRIVE, ROCHESTER, MN (https://www.google.com/maps/place/2915%20VALLEY%20HIGH%20DRIVE,ROCHESTER,MN)	Graph	2	\$65,526.50	\$60,000.00	\$60,000.00	\$71,053.00
Totals	Graph	3	\$67,684.33	\$71,053.00	\$60,000.00	\$72,000.00

Latitude: 44.058227 Longitude: -92.521361

Employer Name/Worksite Address	Graph	Count	Mean Wage	Median Wage	Lowest Wage	Highest Wage
OMNITIER STORAGE, INC., 3425 40TH AVE., ROCHESTER, MN (https://www.google.com/maps/place/3425%2040TH%20AVE.,ROCHESTER,MN)	Graph	2	\$100,000.00	\$100,000.00	\$100,000.00	\$100,000.00
Totals	Graph	2	\$100,000.00	\$100,000.00	\$100,000.00	\$100,000.00

Latitude: 44.058286 Longitude: -92.521495

Employer Name/Worksite Address	Graph	Count	Mean Wage	Median Wage	Lowest Wage	Highest Wage
NETSTRIVE CONSULTING, 3425 40TH AVE NW, ROCHESTER, MN (https://www.google.com/maps/place/3425%2040TH%20AVE%20NW,ROCHESTER,MN)	Graph	1	\$60,000.00	\$60,000.00	\$60,000.00	\$60,000.00
RELIABLE SOFTWARE RESOURCES, INC., 3425 40TH AVENUE, ROCHESTER, MN (https://www.google.com/maps/place/3425%2040TH%20AVENUE,ROCHESTER,MN)	Graph	1	\$60,000.00	\$60,000.00	\$60,000.00	\$60,000.00
INFOWARETECH INC., 3425 40TH AVENUE NW, ROCHESTER, MN (https://www.google.com/maps/place/3425%2040TH%20AVENUE%20NW,ROCHESTER,MN)	Graph	2	\$72,500.00	\$70,000.00	\$70,000.00	\$75,000.00
Totals	Graph	4	\$66,250.00	\$60,000.00	\$60,000.00	\$75,000.00

Latitude: 44.059012 Longitude: -93.222911

Employer Name/Worksite Address	Graph	Count	Mean Wage	Median Wage	Lowest Wage
L&T TECHNOLOGY SERVICES LIMITED, BOSCH AUTOMOTIVE SERVICE SOLUTIONS, OWATONNA, MN (https://www.google.com/maps/place/BOSCH%20AUTOMOTIVE%20SERVICE%20SOLUTIONS,OWATONNA,MN)	Graph	1	\$60,000.00	\$60,000.00	\$60,000.00
L&T TECHNOLOGY SERVICES, LTD., BOSCH AUTOMOTIVE SERVICE SOLUTIONS LLC, OWATONNA, MN (https://www.google.com/maps/place/BOSCH%20AUTOMOTIVE%20SERVICE%20SOLUTIONS%20LLC,OWATONNA,MN)	Graph	4	\$67,356.75	\$60,000.00	\$60,000.00
Totals	Graph	5	\$65,885.40	\$60,000.00	\$60,000.00

Latitude: 44.059189 Longitude: -92.521525

Employer Name/Worksite Address	Graph	Count	Mean Wage	Median Wage	Lowest Wage	Highest Wage
IT RESOURCES, INC., 3535 40TH AVE., ROCHESTER, MN (https://www.google.com/maps/place/3535%2040TH%20AVE.,ROCHESTER,MN)	Graph	1	\$77,334.00	\$77,334.00	\$77,334.00	\$77,334.00
VISION SOLUTIONS, INC., 3535 40TH AVENUE NW, ROCHESTER, MN (https://www.google.com/maps/place/3535%2040TH%20AVENUE%20NW,ROCHESTER,MN)	Graph	1	\$80,371.00	\$80,371.00	\$80,371.00	\$80,371.00
ACCENTURE LLP, 3535 40TH AVENUE NORTHWEST, ROCHESTER, MN (https://www.google.com/maps/place/3535%2040TH%20AVENUE%20NORTHWEST,ROCHESTER,MN)	Graph	2	\$84,545.50	\$83,000.00	\$83,000.00	\$86,091.00
FISEC GLOBAL INC, 3535 40TH AVE NW, ROCHESTER, MN (https://www.google.com/maps/place/3535%2040TH%20AVE%20NW,ROCHESTER,MN)	Graph	2	\$66,238.50	\$66,000.00	\$66,000.00	\$66,477.00
Totals	Graph	6	\$76,545.50	\$77,334.00	\$66,000.00	\$86,091.00

Latitude: 44.059428 Longitude: -92.496874

Employer Name/Worksite Address	Graph	Count	Mean Wage	Median Wage	Lowest Wage	Highest Wage
HGST, INC., 3605 HWY 52N, ROCHESTER, MN (https://www.google.com/maps/place/3605%20HWY%2052N,ROCHESTER,MN)	Graph	1	\$67,475.00	\$67,475.00	\$67,475.00	\$67,475.00

Employer Name/Worksite Address	Graph	Count	Mean Wage	Median Wage	Lowest Wage	Highest Wage
IBM INDIA PRIVATE LIMITED, 3605 HWY 52 NORTH, ROCHESTER, MN (https://www.google.com/maps/place/3605%20HWY%2052%20NORTH,ROCHESTER,MN)	Graph	3	\$81,837.00	\$81,837.00	\$81,837.00	\$81,837.00
PERSISTENT SYSTEMS, INC., 3605 HIGHWAY 52 N, ROCHESTER, MN (https://www.google.com/maps/place/3605%20HIGHWAY%2052%20N,ROCHESTER,MN)	Graph	4	\$73,057.80	\$60,000.00	\$60,000.00	\$112,231.20
IBM INDIA PRIVATE LIMITED, 3605 HIGHWAY 52 NORTH, ROCHESTER, MN (https://www.google.com/maps/place/3605%20HIGHWAY%2052%20NORTH,ROCHESTER,MN)	Graph	6	\$80,215.00	\$81,837.00	\$71,053.00	\$89,901.00
GREAT SOFTWARE LABORATORY, INC., 3605 US-52, ROCHESTER, MN (https://www.google.com/maps/place/3605%20US-52,ROCHESTER,MN)	Graph	8	\$69,500.00	\$67,000.00	\$50,000.00	\$95,000.00
IBM CORPORATION, 3605 HWY 52 N, ROCHESTER, MN (https://www.google.com/maps/place/3605%20HWY%2052%20N,ROCHESTER,MN)	Graph	8	\$95,144.38	\$98,324.00	\$76,350.00	\$115,000.00
Totals	Graph	30	\$80,122.07	\$80,371.00	\$50,000.00	\$115,000.00

Latitude: 44.059864 Longitude: -93.263996

Employer Name/Worksite Address	Graph	Count	Mean Wage	Median Wage	Lowest Wage	Highest Wage
DAZ SYSTEMS, INC., 2525 LEMOND ST SW, OWATONNA, MN (https://www.google.com/maps/place/2525%20LEMOND%20ST%20SW,OWATONNA,MN)	Graph	50	\$71,000.16	\$71,000.16	\$71,000.16	\$71,000.16
DAZ SYSTEMS, INC., 2525 LEMOND ST, SW, OWATONNA, MN (https://www.google.com/maps/place/2525%20LEMOND%20ST,%20SW,OWATONNA,MN)	Graph	50	\$148,000.00	\$148,000.00	\$148,000.00	\$148,000.00
DAZ SYSTEMS, INC., 2525 LEMOND ST. SW, OWATONNA, MN (https://www.google.com/maps/place/2525%20LEMOND%20ST.%20SW,OWATONNA,MN)	Graph	50	\$97,000.00	\$97,000.00	\$97,000.00	\$97,000.00
Totals	Graph	150	\$105,333.39	\$97,000.00	\$71,000.16	\$148,000.00

Latitude: 44.061336 Longitude: -92.502775

Employer Name/Worksite Address	Graph	Count	Mean Wage	Median Wage	Lowest Wage	Highest Wage
RANG TECHNOLOGIES, INC., 3625 41ST STREET NW, ROCHESTER, MN (https://www.google.com/maps/place/3625%2041ST%20STREET%20NW,ROCHESTER,MN)	Graph	1	\$90,000.00	\$90,000.00	\$90,000.00	\$90,000.00
Totals	Graph	1	\$90,000.00	\$90,000.00	\$90,000.00	\$90,000.00

Latitude: 44.06167 Longitude: -92.52124

Employer Name/Worksite Address	Graph	Count	Mean Wage	Median Wage	Lowest Wage	Highest Wage
CAPRUS IT INC, 3425, 40TH AVE NW, ROCHESTER, MN (https://www.google.com/maps/place/3425,%2040TH%20AVE%20NW,ROCHESTER,MN)	Graph	2	\$75,250.00	\$70,000.00	\$70,000.00	\$80,500.00
Totals	Graph	2	\$75,250.00	\$70,000.00	\$70,000.00	\$80,500.00

Latitude: 44.062093 Longitude: -91.694942

Employer Name/Employer Address	Graph	Count	Mean Wage	Median Wage	Lowest Wage	Highest Wage
KNITCRAFT CORPORATION, 4020 W 6TH STREET, WINONA, MN (https://www.google.com/maps/place/4020%20W%206TH%20STREET,WINONA,MN)	Graph	1	\$47,760.00	\$47,760.00	\$47,760.00	\$47,760.00
Totals	Graph	1	\$47,760.00	\$47,760.00	\$47,760.00	\$47,760.00

Employer Name/Worksite Address	Graph	Count	Mean Wage	Median Wage	Lowest Wage	Highest Wage
KNITCRAFT CORPORATION, 4020 W 6TH STREET, WINONA, MN (https://www.google.com/maps/place/4020%20W%206TH%20STREET,WINONA,MN)	Graph	1	\$47,760.00	\$47,760.00	\$47,760.00	\$47,760.00
Totals	Graph	1	\$47,760.00	\$47,760.00	\$47,760.00	\$47,760.00

Latitude: 44.063507 Longitude: -92.52235

Employer Name/Worksite Address	Graph	Count	Mean Wage	Median Wage	Lowest Wage	Highest Wage
FIRST TEK , INC., 4001 41ST STREET NW,, ROCHESTER,, MN (https://www.google.com/maps/place/4001%2041ST%20STREET%20NW,,ROCHESTER,,MN)	Graph	2	\$65,526.50	\$60,000.00	\$60,000.00	\$71,053.00
RIVIERA CONSULTING, LLC, 4001 41 STREET NW, ROCHESTER, MN (https://www.google.com/maps/place/4001%2041%20STREET%20NW,ROCHESTER,MN)	Graph	2	\$112,000.00	\$112,000.00	\$112,000.00	\$112,000.00
INSIGHT INTELLI INC, 4001 41ST ST NW, ROCHESTER, MN (https://www.google.com/maps/place/4001%2041ST%20ST%20NW,ROCHESTER,MN)	Graph	3	\$73,333.33	\$75,000.00	\$67,000.00	\$78,000.00
DELOITTE CONSULTING LLP, 4001 41ST STREET NORTHWEST, ROCHESTER, MN (https://www.google.com/maps/place/4001%2041ST%20STREET%20NORTHWEST,ROCHESTER,MN)	Graph	45	\$72,666.67	\$70,000.00	\$65,000.00	\$83,000.00
Totals	Graph	52	\$73,943.33	\$70,000.00	\$60,000.00	\$112,000.00

Latitude: 44.063602 Longitude: -91.693238

Employer Name/Worksite Address	Graph	Count	Mean Wage	Median Wage	Lowest Wage	Highest Wage
ACUITY BRANDS LIGHTING, INC., 3760 WEST 4TH STREET, WINONA, MN (https://www.google.com/maps/place/3760%20WEST%204TH%20STREET,WINONA,MN)	Graph	1	\$75,000.00	\$75,000.00	\$75,000.00	\$75,000.00
ACUITY BRANDS LIGHTING, INC., 3760 WEST FOURTH STREET, WINONA, MN (https://www.google.com/maps/place/3760%20WEST%20FOURTH%20STREET,WINONA,MN)	Graph	1	\$48,880.00	\$48,880.00	\$48,880.00	\$48,880.00
Totals	Graph	2	\$61,940.00	\$48,880.00	\$48,880.00	\$75,000.00

Latitude: 44.063954 Longitude: -93.25642

Employer Name/Worksite Address	Graph	Count	Mean Wage	Median Wage	Lowest Wage	Highest Wage
ACCENTURE LLP, 1975 SW 24TH AVE, OWATONNA, MN (https://www.google.com/maps/place/1975%20SW%2024TH%20AVE,OWATONNA,MN)	Graph	1	\$100,200.00	\$100,200.00	\$100,200.00	\$100,200.00
Totals	Graph	1	\$100,200.00	\$100,200.00	\$100,200.00	\$100,200.00

Latitude: 44.064168 Longitude: -91.688782

Employer Name/Worksite Address	Graph	Count	Mean Wage	Median Wage	Lowest Wage	Highest Wage
FASTENAL COMPANY PURCHASING, 2001 THEURER BOULEVARD, WINONA, MN (https://www.google.com/maps/place/2001%20THEURER%20BOULEVARD,WINONA,MN)	Graph	7	\$54,921.57	\$57,000.00	\$40,000.00	\$66,000.00
Totals	Graph	7	\$54,921.57	\$57,000.00	\$40,000.00	\$66,000.00

Employer Name/Worksite Address	Graph	Count	Mean Wage	Median Wage	Lowest Wage	Highest Wage
FASTENAL COMPANY PURCHASING, 2001 THEURER BOULEVARD, WINONA, MN (https://www.google.com/maps/place/2001%20THEURER%20BOULEVARD,WINONA,MN)	Graph	7	\$54,921.57	\$57,000.00	\$40,000.00	\$66,000.00
Totals	Graph	7	\$54,921.57	\$57,000.00	\$40,000.00	\$66,000.00

Latitude: 44.065339 Longitude: -92.508567

Employer Name/Worksite Address	Graph	Count	Mean Wage	Median Wage	Lowest Wage	Highest Wage
SEAGATE US LLC, 3033 41ST STREET NW, ROCHESTER, MN (https://www.google.com/maps/place/3033%2041ST%20STREET%20NW,ROCHESTER,MN)	Graph	1	\$78,104.00	\$78,104.00	\$78,104.00	\$78,104.00
Totals	Graph	1	\$78,104.00	\$78,104.00	\$78,104.00	\$78,104.00

Latitude: 44.065815 Longitude: -92.500404

Employer Name/Worksite Address	Graph	Count	Mean Wage	Median Wage	Lowest Wage	Highest Wage
A1 KAISER INC, 4111 US-52, ROCHESTER, MN (https://www.google.com/maps/place/4111%20US-52,ROCHESTER,MN)	Graph	1	\$70,000.00	\$70,000.00	\$70,000.00	\$70,000.00
CYBERTHINK INC, 4111 US-52 NORTH, ROCHESTER, MN (https://www.google.com/maps/place/4111%20US-52%20NORTH,ROCHESTER,MN)	Graph	1	\$80,400.00	\$80,400.00	\$80,400.00	\$80,400.00
FUTURETECH CONSULTANTS, LLC., MAYO CLINIC, ROCHESTER, MN (https://www.google.com/maps/place/MAYO%20CLINIC,ROCHESTER,MN)	Graph	1	\$55,000.00	\$55,000.00	\$55,000.00	\$55,000.00
LORHAN CORPORATION INC, 4111 WEST FRONTAGE ROAD, ROCHESTER, MN (https://www.google.com/maps/place/4111%20WEST%20FRONTAGE%20ROAD,ROCHESTER,MN)	Graph	1	\$69,805.00	\$69,805.00	\$69,805.00	\$69,805.00
Totals	Graph	4	\$68,801.25	\$69,805.00	\$55,000.00	\$80,400.00

Latitude: 44.069334 Longitude: -92.544639

Employer Name/Worksite Address	Graph	Count	Mean Wage	Median Wage	Lowest Wage	Highest Wage
OPENSOFT, INC., 2765 COMMERCE DRIVE, ROCHESTER, MN (https://www.google.com/maps/place/2765%20COMMERCE%20DRIVE,ROCHESTER,MN)	Graph	2	\$96,512.00	\$96,512.00	\$96,512.00	\$96,512.00
IT CALIBER INC, 2765 COMMERCE DR, ROCHESTER, MN (https://www.google.com/maps/place/2765%20COMMERCE%20DR,ROCHESTER,MN)	Graph	3	\$66,477.00	\$66,477.00	\$66,477.00	\$66,477.00
Totals	Graph	5	\$78,491.00	\$66,477.00	\$66,477.00	\$96,512.00

Latitude: 44.069752 Longitude: -92.506885

Employer Name/Worksite Address	Graph	Count	Mean Wage	Median Wage	Lowest Wage	Highest Wage
AVANT SYSTEMS INC, VALLEY HIGH DRIVE BUILDING, ROCHESTER, MN (https://www.google.com/maps/place/VALLEY%20HIGH%20DRIVE%20BUILDING,ROCHESTER,MN)	Graph	1	\$61,000.00	\$61,000.00	\$61,000.00	\$61,000.00
IT RESOURCES, INC., 3535 VALLEY HIGH DRIVE, ROCHESTER, MN (https://www.google.com/maps/place/3535%20VALLEY%20HIGH%20DRIVE,ROCHESTER,MN)	Graph	1	\$66,477.00	\$66,477.00	\$66,477.00	\$66,477.00
PERSISTENT SYSTEMS, INC., IBM ROCHESTER 3605 HIGHWAY 52 N, ROCHESTER, MN (https://www.google.com/maps/place/IBM%20ROCHESTER%203605%20HIGHWAY%2052%20N,ROCHESTER,MN)	Graph	1	\$60,000.00	\$60,000.00	\$60,000.00	\$60,000.00
PRIMISOFT LLC, 4111 US-52 NORTH, ROCHESTER, MN (https://www.google.com/maps/place/4111%20US-52%20NORTH,ROCHESTER,MN)	Graph	1	\$60,000.00	\$60,000.00	\$60,000.00	\$60,000.00
STECK SYSTEMS, INC., 3245 40TH AVENUE, ROCHESTER, MN (https://www.google.com/maps/place/3245%2040TH%20AVENUE,ROCHESTER,MN)	Graph	1	\$62,192.00	\$62,192.00	\$62,192.00	\$62,192.00
TAJ TECHNOLOGIES, INC., 3535 N. 40TH AVE NW, ROCHESTER, MN (https://www.google.com/maps/place/3535%20N.%2040TH%20AVE%20NW,ROCHESTER,MN)	Graph	1	\$94,300.00	\$94,300.00	\$94,300.00	\$94,300.00
CITIUSTECH INC, OZMUN WEST BUILDING, ROCHESTER, MN (https://www.google.com/maps/place/OZMUN%20WEST%20BUILDING,ROCHESTER,MN)	Graph	2	\$67,050.00	\$62,200.00	\$62,200.00	\$71,900.00
Totals	Graph	8	\$67,258.63	\$62,192.00	\$60,000.00	\$94,300.00

Latitude: 44.071765 Longitude: -92.523405

Employer Name/Worksite Address	Graph	Count	Mean Wage	Median Wage	Lowest Wage	Highest Wage
EPIC SYSTEMS CORPORATION, 4710 WEST CIRCLE DRIVE, ROCHESTER, MN (https://www.google.com/maps/place/4710%20WEST%20CIRCLE%20DRIVE,ROCHESTER,MN)	Graph	10	\$77,000.00	\$77,000.00	\$77,000.00	\$77,000.00
Totals	Graph	10	\$77,000.00	\$77,000.00	\$77,000.00	\$77,000.00

Latitude: 44.074483 Longitude: -91.711984

Employer Name/Worksite Address	Graph	Count	Mean Wage	Median Wage	Lowest Wage	Highest Wage
SATYAM-VENTURE ENGINEERING SERVICES PVT. LTD., 5676 INDUSTRIAL PARK ROAD, WINONA, MN (https://www.google.com/maps/place/5676%20INDUSTRIAL%20PARK%20ROAD,WINONA,MN)	Graph	1	\$60,000.00	\$60,000.00	\$60,000.00	\$60,000.00

Employer Name/Worksite Address	Graph	Count	Mean Wage	Median Wage	Lowest Wage	Highest Wage
Totals	Graph	1	\$60,000.00	\$60,000.00	\$60,000.00	\$60,000.00

Latitude: 44.075424 Longitude: -91.713234

Employer Name/Worksite Address	Graph	Count	Mean Wage	Median Wage	Lowest Wage	Highest Wage
SATYAM-VENTURE ENGINEERING SERVICES PVT. LTD., 5752 INDUSTRIAL PARK ROAD, WINONA, MN (https://www.google.com/maps/place/5752%20INDUSTRIAL%20PARK%20ROAD,WINONA,MN)	Graph	20	\$60,000.00	\$60,000.00	\$60,000.00	\$60,000.00
Totals	Graph	20	\$60,000.00	\$60,000.00	\$60,000.00	\$60,000.00

Latitude: 44.084303 Longitude: -93.236665

Employer Name/Employer Address	Graph	Count	Mean Wage	Median Wage	Lowest Wage	Highest Wage
INDEPENDENT SCHOOL DISTRICT 761, 515 W BRIDGE STREET, OWATONNA, MN (https://www.google.com/maps/place/515%20W%20BRIDGE%20STREET,OWATONNA,MN)	Graph	1	\$37,409.00	\$37,409.00	\$37,409.00	\$37,409.00
Totals	Graph	1	\$37,409.00	\$37,409.00	\$37,409.00	\$37,409.00

Employer Name/Worksite Address	Graph	Count	Mean Wage	Median Wage	Lowest Wage	Highest Wage
INDEPENDENT SCHOOL DISTRICT 761, 515 W BRIDGE STREET, OWATONNA, MN (https://www.google.com/maps/place/515%20W%20BRIDGE%20STREET,OWATONNA,MN)	Graph	1	\$37,409.00	\$37,409.00	\$37,409.00	\$37,409.00
Totals	Graph	1	\$37,409.00	\$37,409.00	\$37,409.00	\$37,409.00

Latitude: 44.08919 Longitude: -92.50709

Employer Name/Worksite Address	Graph	Count	Mean Wage	Median Wage	Lowest Wage	Highest Wage
R2 TECHNOLOGIES LLC, 3425, 30TH AVENUE NW, ROCHESTER, MN (https://www.google.com/maps/place/3425,%2030TH%20AVENUE%20NW,ROCHESTER,MN)	Graph	1	\$59,987.20	\$59,987.20	\$59,987.20	\$59,987.20
Totals	Graph	1	\$59,987.20	\$59,987.20	\$59,987.20	\$59,987.20

Latitude: 44.092256 Longitude: -93.253384

Employer Name/Employer Address	Graph	Count	Mean Wage	Median Wage	Lowest Wage	Highest Wage
VIRACON, INC., 800 PARK DRIVE, OWATONNA, MN (https://www.google.com/maps/place/800%20PARK%20DRIVE,OWATONNA,MN)	Graph	1	\$66,100.00	\$66,100.00	\$66,100.00	\$66,100.00
Totals	Graph	1	\$66,100.00	\$66,100.00	\$66,100.00	\$66,100.00

Employer Name/Worksite Address	Graph	Count	Mean Wage	Median Wage	Lowest Wage	Highest Wage
VIRACON, INC., 800 PARK DRIVE, OWATONNA, MN (https://www.google.com/maps/place/800%20PARK%20DRIVE,OWATONNA,MN)	Graph	1	\$66,100.00	\$66,100.00	\$66,100.00	\$66,100.00
Totals	Graph	1	\$66,100.00	\$66,100.00	\$66,100.00	\$66,100.00

Latitude: 44.092358 Longitude: -92.52991

Employer Name/Worksite Address	Graph	Count	Mean Wage	Median Wage	Lowest Wage	Highest Wage
MICROSOFT CORPORATION, 6427 SHETLAND DR NW, ROCHESTER, MN (https://www.google.com/maps/place/6427%20SHETLAND%20DR%20NW,ROCHESTER,MN)	Graph	1	\$131,730.00	\$131,730.00	\$131,730.00	\$131,730.00

Employer Name/Worksite Address	Graph	Count	Mean Wage	Median Wage	Lowest Wage	Highest Wage
Totals	Graph	1	\$131,730.00	\$131,730.00	\$131,730.00	\$131,730.00

Latitude: 44.093781 Longitude: -93.239707

Employer Name/Worksite Address	Graph	Count	Mean Wage	Median Wage	Lowest Wage	Highest Wage
BOSCH AUTOMOTIVE SERVICE SOLUTIONS LLC, 655 EISENHOWER DRIVE,, OWATONNA, MN (https://www.google.com/maps/place/655%20EISENHOWER%20DRIVE,,OWATONNA,MN)	Graph	1	\$87,975.00	\$87,975.00	\$87,975.00	\$87,975.00
FIRST TEK , INC., 655 EISENHOWER DR, OWATONNA, MN (https://www.google.com/maps/place/655%20EISENHOWER%20DR,OWATONNA,MN)	Graph	2	\$63,685.50	\$60,000.00	\$60,000.00	\$67,371.00
BOSCH AUTOMOTIVE SERVICE SOLUTIONS INC., 655 EISENHOWER DRIVE, OWATONNA, MN (https://www.google.com/maps/place/655%20EISENHOWER%20DRIVE,OWATONNA,MN)	Graph	4	\$99,982.97	\$95,000.00	\$74,000.00	\$129,580.00
Totals	Graph	7	\$87,896.84	\$87,975.00	\$60,000.00	\$129,580.00

Latitude: 44.096 Longitude: -93.507213

Employer Name/Worksite Address	Graph	Count	Mean Wage	Median Wage	Lowest Wage	Highest Wage
ITRON, INC., 2401 NORTH STATE STREET, WASECA, MN (https://www.google.com/maps/place/2401%20NORTH%20STATE%20STREET,WASECA,MN)	Graph	1	\$73,000.00	\$73,000.00	\$73,000.00	\$73,000.00
Totals	Graph	1	\$73,000.00	\$73,000.00	\$73,000.00	\$73,000.00

Latitude: 44.109647 Longitude: -93.249307

Employer Name/Worksite Address	Graph	Count	Mean Wage	Median Wage	Lowest Wage	Highest Wage
MAYO CLINIC, MAYO CLINIC, OWATONNA, MN (https://www.google.com/maps/place/MAYO%20CLINIC,OWATONNA,MN)	Graph	1	\$175,988.80	\$175,988.80	\$175,988.80	\$175,988.80
Totals	Graph	1	\$175,988.80	\$175,988.80	\$175,988.80	\$175,988.80

Latitude: 44.109703 Longitude: -93.221105

Employer Name/Worksite Address	Graph	Count	Mean Wage	Median Wage	Lowest Wage
MAYO CLINIC, MAYO CLINIC HEALTH SYSTEM IN OWATONNA, OWATONNA, MN (https://www.google.com/maps/place/MAYO%20CLINIC%20HEALTH%20SYSTEM%20IN%20OWATONNA,OWATONNA,MN)	Graph	1	\$260,350.00	\$260,350.00	\$260,350
Totals	Graph	1	\$260,350.00	\$260,350.00	\$260,350

Latitude: 44.132033 Longitude: -93.977026

Employer Name/Worksite Address	Graph	Count	Mean Wage	Median Wage	Lowest Wage	Highest Wage
MN STATE COLLEGES AND UNIVERSITIES, 336 WIGLEY BUILDING, MANKATO, MN (https://www.google.com/maps/place/336%20WIGLEY%20BUILDING,MANKATO,MN)	Graph	2	\$59,918.00	\$46,520.00	\$46,520.00	\$73,316.00
Totals	Graph	2	\$59,918.00	\$46,520.00	\$46,520.00	\$73,316.00

Employer Name/Worksite Address	Graph	Count	Mean Wage	Median Wage	Lowest Wage
MN STATE COLLEGES AND UNIVERSITIES, OFFICE FOR FIELD AND INTERNATIONAL EXPERIENCE, MANKATO, MN (https://www.google.com/maps/place/OFFICE%20FOR%20FIELD%20AND%20INTERNATIONAL%20EXPERIENCE,MANKATO,MN)	Graph	1	\$46,520.00	\$46,520.00	\$46,520
SPARTA CONSULTING INC., FPX, MANKATO, MN (https://www.google.com/maps/place/FPX,MANKATO,MN)	Graph	1	\$90,000.00	\$90,000.00	\$90,000
MN STATE COLLEGES AND UNIVERSITIES, 386 WIGLEY ADMINISTRATION CENTER, MANKATO, MN (https://www.google.com/maps/place/386%20WIGLEY%20ADMINISTRATION%20CENTER,MANKATO,MN)	Graph	12	\$83,482.42	\$73,316.00	\$50,100

Employer Name/Worksite Address	Graph	Count	Mean Wage	Median Wage	Lowest Wage	Highest Wage
Totals	Graph	14	\$81,307.79	\$73,316.00	\$46,662.00	\$126,402.00

Latitude: 44.144699 Longitude: -94.007388

Employer Name/Worksite Address	Graph	Count	Mean Wage	Median Wage	Lowest Wage	Highest Wage
COGNIZANT TECHNOLOGY SOLUTIONS U.S. CORPORATION, 612 JAMES AVE APT 116, MANKATO, MN (https://www.google.com/maps/place/612%20JAMES%20AVE%20APT%20116,MANKATO,MN)	Graph	1	\$72,758.00	\$72,758.00	\$72,758.00	\$72,758.00
Totals	Graph	1	\$72,758.00	\$72,758.00	\$72,758.00	\$72,758.00

Latitude: 44.148034 Longitude: -94.00044

Employer Name/Worksite Address	Graph	Count	Mean Wage	Median Wage	Lowest Wage	Highest Wage
MINNESOTA STATE COLLEGES & UNIVERSITIES, 336 WIGLEY ADMINISTRATION CENTER, MANKATO, MN (https://www.google.com/maps/place/336%20WIGLEY%20ADMINISTRATION%20CENTER,MANKATO,MN)	Graph	1	\$60,662.00	\$60,662.00	\$60,662.00	\$60,662.00
MINNESOTA STATE COLLEGES AND UNIVERSITIES, 336 WIGLEY ADMINISTRATION CENTER, MANKATO, MN (https://www.google.com/maps/place/336%20WIGLEY%20ADMINISTRATION%20CENTER,MANKATO,MN)	Graph	2	\$65,201.50	\$62,115.00	\$62,115.00	\$68,288.00
MN STATE COLLEGES AND UNIVERSITIES, 336 WIGLEY ADMINISTRATION CENTER, MANKATO, MN (https://www.google.com/maps/place/336%20WIGLEY%20ADMINISTRATION%20CENTER,MANKATO,MN)	Graph	11	\$84,406.64	\$73,316.00	\$50,193.00	\$126,402.00
Totals	Graph	14	\$79,967.00	\$62,115.00	\$50,193.00	\$126,402.00

Employer Name/Worksite Address	Graph	Count	Mean Wage	Median Wage	Lowest Wage	Highest Wage
MINNESOTA STATE COLLEGES AND UNIVERSITIES, 336 WIGLEY ADMINISTRATION CENTER, MANKATO, MN (https://www.google.com/maps/place/336%20WIGLEY%20ADMINISTRATION%20CENTER,MANKATO,MN)	Graph	3	\$63,688.33	\$62,115.00	\$60,662.00	\$68,288.00
Totals	Graph	3	\$63,688.33	\$62,115.00	\$60,662.00	\$68,288.00

Latitude: 44.161432 Longitude: -93.936485

Employer Name/Worksite Address	Graph	Count	Mean Wage	Median Wage	Lowest Wage	Highest Wage
MAYO CLINIC, 1025 MARSH STREET, MANKATO, MN (https://www.google.com/maps/place/1025%20MARSH%20STREET,MANKATO,MN)	Graph	2	\$407,711.50	\$271,423.00	\$271,423.00	\$544,000.00
Totals	Graph	2	\$407,711.50	\$271,423.00	\$271,423.00	\$544,000.00

Latitude: 44.164518 Longitude: -93.984472

Employer Name/Worksite Address	Graph	Count	Mean Wage	Median Wage	Lowest Wage	Highest Wage
MAYO CLINIC, 1025 MARSH STREET, MANKATO, MN (https://www.google.com/maps/place/1025%20MARSH%20STREET,MANKATO,MN)	Graph	4	\$346,036.75	\$220,000.00	\$220,000.00	\$544,000.00
MAYO CLINIC, MAYO CLINIC HEALTH SYSTEM IN MANKATO, MANKATO, MN (https://www.google.com/maps/place/MAYO%20CLINIC%20HEALTH%20SYSTEM%20IN%20MANKATO,MANKATO,MN)	Graph	6	\$288,058.33	\$251,451.00	\$220,000.00	\$448,000.00
Totals	Graph	10	\$311,249.70	\$249,500.00	\$220,000.00	\$544,000.00

Latitude: 44.165701 Longitude: -94.002474

Employer Name/Worksite Address	Graph	Count	Mean Wage	Median Wage	Lowest Wage	Highest Wage
--------------------------------	-------	-------	-----------	-------------	-------------	--------------

Employer Name/Employer Address	Graph	Count	Mean Wage	Median Wage	Lowest Wage	Highest Wage
MANKATO PSYCHOLOGY CLINIC PLC, 209 S. 2ND STREET, MANKATO, MN (https://www.google.com/maps/place/209%20S.%202ND%20STREET,MANKATO,MN)	Graph	1	\$43,867.20	\$43,867.20	\$43,867.20	\$43,867.20
Totals	Graph	1	\$43,867.20	\$43,867.20	\$43,867.20	\$43,867.20

Employer Name/Worksite Address	Graph	Count	Mean Wage	Median Wage	Lowest Wage	Highest Wage
MANKATO PSYCHOLOGY CLINIC PLC, 209 S. 2ND STREET, MANKATO, MN (https://www.google.com/maps/place/1985%20S.%202ND%20STREET,MANKATO,MN)	Graph	1	\$43,867.20	\$43,867.20	\$43,867.20	\$43,867.20
Totals	Graph	1	\$43,867.20	\$43,867.20	\$43,867.20	\$43,867.20

Latitude: 44.186897 Longitude: -94.053826

Employer Name/Worksite Address	Graph	Count	Mean Wage	Median Wage	Lowest Wage	Highest Wage
VENTURE SOLUTIONS, INC., 1985 LOOKOUT DRIVE, NORTH MANKATO, MN (https://www.google.com/maps/place/1985%20LOOKOUT%20DRIVE,NORTH%20MANKATO,MN)	Graph	1	\$60,840.00	\$60,840.00	\$60,840.00	\$60,840.00
Totals	Graph	1	\$60,840.00	\$60,840.00	\$60,840.00	\$60,840.00

Latitude: 44.205439 Longitude: -94.049172

Employer Name/Worksite Address	Graph	Count	Mean Wage	Median Wage	Lowest Wage	Highest Wage
CENTER FOR PSYCHIATRIC CARE, P.C., 1905 LEXINGTON LANE, MANKATO, MN (https://www.google.com/maps/place/1905%20LEXINGTON%20LANE,MANKATO,MN)	Graph	1	\$94,640.00	\$94,640.00	\$94,640.00	\$94,640.00
Totals	Graph	1	\$94,640.00	\$94,640.00	\$94,640.00	\$94,640.00

Latitude: 44.212727 Longitude: -94.088591

Employer Name/Worksite Address	Graph	Count	Mean Wage	Median Wage	Lowest Wage	Highest Wage
TAYLOR COMMUNICATIONS, INC., TAYLOR COMMUNICATIONS, INC., NORTH MANKATO, MN (https://www.google.com/maps/place/TAYLOR%20COMMUNICATIONS,%20INC.,NORTH%20MANKATO,MN)	Graph	1	\$106,968.75	\$106,968.75	\$106,968.75	\$106,968.75
Totals	Graph	1	\$106,968.75	\$106,968.75	\$106,968.75	\$106,968.75

Latitude: 44.28792 Longitude: -94.433169

Employer Name/Worksite Address	Graph	Count	Mean Wage	Median Wage	Lowest Wage	Highest Wage
L&T TECHNOLOGY SERVICES LIMITED, KRAFT HEINZ, 2525 S. BRIDGE STREET, NEW ULM, MN (https://www.google.com/maps/place/KRAFT%20HEINZ,%202525%20S.%20BRIDGE%20STREET,NEW%20ULM,MN)	Graph	1	\$60,000.00	\$60,000.00	\$60,000.00	\$60,000.00
L&T TECHNOLOGY SERVICES LIMITED, KRAFT HEINZ,, NEW ULM, MN (https://www.google.com/maps/place/KRAFT%20HEINZ,,NEW%20ULM,MN)	Graph	1	\$60,000.00	\$60,000.00	\$60,000.00	\$60,000.00
L&T TECHNOLOGY SERVICES LIMITED, KRAFT HEINZ, NEW ULM, MN (https://www.google.com/maps/place/KRAFT%20HEINZ,NEW%20ULM,MN)	Graph	3	\$60,000.00	\$60,000.00	\$60,000.00	\$60,000.00
Totals	Graph	5	\$60,000.00	\$60,000.00	\$60,000.00	\$60,000.00

Latitude: 44.292305 Longitude: -92.665668

Employer Name/Worksite Address	Graph	Count	Mean Wage	Median Wage	Lowest Wage	Highest Wage
MAYO CLINIC, MAYO CLINIC, ROCHESTER, MN (https://www.google.com/maps/place/MAYO%20CLINIC,ROCHESTER,MN)	Graph	1	\$202,500.00	\$202,500.00	\$202,500.00	\$202,500.00
Totals	Graph	1	\$202,500.00	\$202,500.00	\$202,500.00	\$202,500.00

Latitude: 44.294644 Longitude: -93.279099

Employer Name/Employer Address	Graph	Count	Mean Wage	Median Wage	Lowest Wage	Highest Wage
SAGE ELECTROCHROMICS, INC., ONE SAGE WAY, FARIBAULT, MN (https://www.google.com/maps/place/ONE%20SAGE%20WAY,FARIBAULT,MN)	Graph	2	\$65,250.00	\$60,000.00	\$60,000.00	\$70,500.00
Totals	Graph	2	\$65,250.00	\$60,000.00	\$60,000.00	\$70,500.00

Employer Name/Worksite Address	Graph	Count	Mean Wage	Median Wage	Lowest Wage	Highest Wage
POPULUS GROUP LLC, 1 SAGE WAY, FAIRBAULT, MN (https://www.google.com/maps/place/1%20SAGE%20WAY,FAIRBAULT,MN)	Graph	1	\$99,840.00	\$99,840.00	\$99,840.00	\$99,840.00
SAGE ELECTROCHROMICS, INC., ONE SAGE WAY, FARIBAULT, MN (https://www.google.com/maps/place/ONE%20SAGE%20WAY,FARIBAULT,MN)	Graph	2	\$65,250.00	\$60,000.00	\$60,000.00	\$70,500.00
Totals	Graph	3	\$76,780.00	\$70,500.00	\$60,000.00	\$99,840.00

Latitude: 44.299792 Longitude: -93.277173

Employer Name/Worksite Address	Graph	Count	Mean Wage	Median Wage	Lowest Wage	Highest Wage
L&T TECHNOLOGY SERVICES LIMITED, NORTHERN TOOL & EQUIPMENT, FARIBAULT, MN (https://www.google.com/maps/place/NORTHERN%20TOOL%20%26%20EQUIPMENT,FARIBAULT,MN)	Graph	1	\$60,000.00	\$60,000.00	\$60,000.00	\$60,000.00
Totals	Graph	1	\$60,000.00	\$60,000.00	\$60,000.00	\$60,000.00

Latitude: 44.309747 Longitude: -93.27238

Employer Name/Worksite Address	Graph	Count	Mean Wage	Median Wage	Lowest Wage	Highest Wage
AKVARR INC, 1819 SECOND AVE NORTHWEST, FARIBAULT, MN (https://www.google.com/maps/place/1819%20SECOND%20AVE%20NORTHWEST,FARIBAULT,MN)	Graph	1	\$63,814.00	\$63,814.00	\$63,814.00	\$63,814.00
PROSPANCE, INC., 1819 2ND AVE NW, FARIBAULT, MN (https://www.google.com/maps/place/1819%202ND%20AVE%20NW,FARIBAULT,MN)	Graph	1	\$100,000.00	\$100,000.00	\$100,000.00	\$100,000.00
CYBERTHINK INC, 1819 SECOND AVENUE NORTHWEST, FARIBAULT, MN (https://www.google.com/maps/place/1819%20SECOND%20AVENUE%20NORTHWEST,FARIBAULT,MN)	Graph	5	\$65,013.40	\$65,146.00	\$60,000.00	\$70,750.00
Totals	Graph	7	\$69,840.14	\$65,146.00	\$60,000.00	\$100,000.00

Latitude: 44.31241 Longitude: -94.475437

Employer Name/Employer Address	Graph	Count	Mean Wage	Median Wage	Lowest Wage	Highest Wage
PHYSICIANS GROUP OF NEW ULM, LTD., 1324 5TH NORTH STREET, NEW ULM, MN (https://www.google.com/maps/place/1324%205TH%20NORTH%20STREET,NEW%20ULM,MN)	Graph	1	\$450,000.00	\$450,000.00	\$450,000.00	\$450,000.00
Totals	Graph	1	\$450,000.00	\$450,000.00	\$450,000.00	\$450,000.00

Employer Name/Worksite Address	Graph	Count	Mean Wage	Median Wage	Lowest Wage	Highest Wage
PHYSICIANS GROUP OF NEW ULM, LTD., 1324 5TH NORTH STREET, NEW ULM, MN (https://www.google.com/maps/place/1324%205TH%20NORTH%20STREET,NEW%20ULM,MN)	Graph	1	\$450,000.00	\$450,000.00	\$450,000.00	\$450,000.00
Totals	Graph	1	\$450,000.00	\$450,000.00	\$450,000.00	\$450,000.00

Latitude: 44.315679 Longitude: -94.463376

Employer Name/Employer Address	Graph	Count	Mean Wage	Median Wage	Lowest Wage	Highest Wage
--------------------------------	-------	-------	-----------	-------------	-------------	--------------

Employer Name/Employer Address	Graph	Count	Mean Wage	Median Wage	Lowest Wage	Highest Wage
ASSOCIATED MILK PRODUCERS INC, 315 NORTH BROADWAY, NEW ULM, MN (https://www.google.com/maps/place/315%20NORTH%20BROADWAY,NEW%20ULM,MN)	Graph	1	\$54,621.00	\$54,621.00	\$54,621.00	\$54,621.00
Totals	Graph	1	\$54,621.00	\$54,621.00	\$54,621.00	\$54,621.00

Employer Name/Worksite Address	Graph	Count	Mean Wage	Median Wage	Lowest Wage	Highest Wage
ASSOCIATED MILK PRODUCERS INC, 315 NORTH BROADWAY, NEW ULM, MN (https://www.google.com/maps/place/315%20NORTH%20BROADWAY,NEW%20ULM,MN)	Graph	1	\$54,621.00	\$54,621.00	\$54,621.00	\$54,621.00
Totals	Graph	1	\$54,621.00	\$54,621.00	\$54,621.00	\$54,621.00

Latitude: 44.31923 Longitude: -93.97576

Employer Name/Employer Address	Graph	Count	Mean Wage	Median Wage	Lowest Wage	Highest Wage
SCHOLARSHIP AMERICA, INC., ONE SCHOLARSHIP WAY, SAINT PETER, MN (https://www.google.com/maps/place/ONE%20SCHOLARSHIP%20WAY,SAINT%20PETER,MN)	Graph	1	\$61,173.00	\$61,173.00	\$61,173.00	\$61,173.00
Totals	Graph	1	\$61,173.00	\$61,173.00	\$61,173.00	\$61,173.00

Employer Name/Worksite Address	Graph	Count	Mean Wage	Median Wage	Lowest Wage	Highest Wage
SCHOLARSHIP AMERICA, INC., ONE SCHOLARSHIP WAY, SAINT PETER, MN (https://www.google.com/maps/place/ONE%20SCHOLARSHIP%20WAY,SAINT%20PETER,MN)	Graph	1	\$61,173.00	\$61,173.00	\$61,173.00	\$61,173.00
Totals	Graph	1	\$61,173.00	\$61,173.00	\$61,173.00	\$61,173.00

Latitude: 44.32204 Longitude: -93.968652

Employer Name/Employer Address	Graph	Count	Mean Wage	Median Wage	Lowest Wage	Highest Wage
GUSTAVUS ADOLPHUS COLLEGE, 800 WEST COLLEGE AVENUE, SAINT PETER, MN (https://www.google.com/maps/place/800%20WEST%20COLLEGE%20AVENUE,SAINT%20PETER,MN)	Graph	1	\$58,040.00	\$58,040.00	\$58,040.00	\$58,040.00
Totals	Graph	1	\$58,040.00	\$58,040.00	\$58,040.00	\$58,040.00

Employer Name/Worksite Address	Graph	Count	Mean Wage	Median Wage	Lowest Wage	Highest Wage
GUSTAVUS ADOLPHUS COLLEGE, 800 WEST COLLEGE AVENUE, SAINT PETER, MN (https://www.google.com/maps/place/800%20WEST%20COLLEGE%20AVENUE,SAINT%20PETER,MN)	Graph	1	\$58,040.00	\$58,040.00	\$58,040.00	\$58,040.00
Totals	Graph	1	\$58,040.00	\$58,040.00	\$58,040.00	\$58,040.00

Latitude: 44.443913 Longitude: -95.760419

Employer Name/Worksite Address	Graph	Count	Mean Wage	Median Wage	Lowest Wage	Highest Wage
SUNRAY INFORMATICS INC., SCHWAN'S SHARED SERVICES LLC, MARSHALL, MN (https://www.google.com/maps/place/SCHWAN'S%20SHARED%20SERVICES%20LLC,MARSHALL,MN)	Graph	3	\$66,833.33	\$69,000.00	\$57,000.00	\$74,500.00
Totals	Graph	3	\$66,833.33	\$69,000.00	\$57,000.00	\$74,500.00

Latitude: 44.446298 Longitude: -95.789465

Employer Name/Worksite Address	Graph	Count	Mean Wage	Median Wage	Lowest Wage	Highest Wage
DATA-CORE SYSTEMS, INC, THE SCHWAN SHARED SERVICES, MARSHALL, MN (https://www.google.com/maps/place/THE%20SCHWAN%20SHARED%20SERVICES,MARSHALL,MN)	Graph	1	\$69,000.00	\$69,000.00	\$69,000.00	\$69,000.00

Employer Name/Worksite Address	Graph	Count	Mean Wage	Median Wage	Lowest Wage	Highest Wage
COGNIZANT TECHNOLOGY SOLUTIONS U.S. CORPORATION, 115 WEST COLLEGE DRIVE, MARSHALL, MN (https://www.google.com/maps/place/115%20WEST%20COLLEGE%20DRIVE,MARSHALL,MN)	Graph	90	\$60,000.00	\$60,000.00	\$60,000.00	\$60,000.00
Totals	Graph	91	\$60,098.90	\$60,000.00	\$60,000.00	\$69,000.00

Latitude: 44.448724 Longitude: -95.776234

Employer Name/Employer Address	Graph	Count	Mean Wage	Median Wage	Lowest Wage	Highest Wage
AVERA MARSHALL REGIONAL MEDICAL CENTER, 300 S. BRUCE STREET, MARSHALL, MN (https://www.google.com/maps/place/300%20S.%20BRUCE%20STREET,MARSHALL,MN)	Graph	2	\$202,500.00	\$200,000.00	\$200,000.00	\$205,000.00
Totals	Graph	2	\$202,500.00	\$200,000.00	\$200,000.00	\$205,000.00

Employer Name/Worksite Address	Graph	Count	Mean Wage	Median Wage	Lowest Wage	Highest Wage
AVERA MARSHALL REGIONAL MEDICAL CENTER, 300 S. BRUCE STREET, MARSHALL, MN (https://www.google.com/maps/place/300%20S.%20BRUCE%20STREET,MARSHALL,MN)	Graph	2	\$202,500.00	\$200,000.00	\$200,000.00	\$205,000.00
Totals	Graph	2	\$202,500.00	\$200,000.00	\$200,000.00	\$205,000.00

Latitude: 44.454478 Longitude: -95.756823

Employer Name/Employer Address	Graph	Count	Mean Wage	Median Wage	Lowest Wage	Highest Wage
MINNESOTA STATE COLLEGES & UNIVERSITIES, 1501 STATE STREET, MARSHALL, MN (https://www.google.com/maps/place/1501%20STATE%20STREET,MARSHALL,MN)	Graph	1	\$60,662.00	\$60,662.00	\$60,662.00	\$60,662.00
Totals	Graph	1	\$60,662.00	\$60,662.00	\$60,662.00	\$60,662.00

Employer Name/Worksite Address	Graph	Count	Mean Wage	Median Wage	Lowest Wage	Highest Wage
MINNESOTA STATE COLLEGES & UNIVERSITIES, 1501 STATE STREET, MARSHALL, MN (https://www.google.com/maps/place/1501%20STATE%20STREET,MARSHALL,MN)	Graph	1	\$60,662.00	\$60,662.00	\$60,662.00	\$60,662.00
Totals	Graph	1	\$60,662.00	\$60,662.00	\$60,662.00	\$60,662.00

Latitude: 44.459579 Longitude: -93.155581

Employer Name/Employer Address	Graph	Count	Mean Wage	Median Wage	Lowest Wage	Highest Wage
CARLETON COLLEGE, ONE NORTH COLLEGE STREET, NORTHFIELD, MN (https://www.google.com/maps/place/ONE%20NORTH%20COLLEGE%20STREET,NORTHFIELD,MN)	Graph	3	\$78,160.80	\$78,500.00	\$62,982.40	\$93,000.00
Totals	Graph	3	\$78,160.80	\$78,500.00	\$62,982.40	\$93,000.00

Employer Name/Worksite Address	Graph	Count	Mean Wage	Median Wage	Lowest Wage	Highest Wage
CARLETON COLLEGE, ONE NORTH COLLEGE STREET, NORTHFIELD, MN (https://www.google.com/maps/place/ONE%20NORTH%20COLLEGE%20STREET,NORTHFIELD,MN)	Graph	3	\$78,160.80	\$78,500.00	\$62,982.40	\$93,000.00
Totals	Graph	3	\$78,160.80	\$78,500.00	\$62,982.40	\$93,000.00

Latitude: 44.460521 Longitude: -93.179619

Employer Name/Employer Address	Graph	Count	Mean Wage	Median Wage	Lowest Wage	Highest Wage
--------------------------------	-------	-------	-----------	-------------	-------------	--------------

Employer Name/Employer Address	Graph	Count	Mean Wage	Median Wage	Lowest Wage	Highest Wage
ST. OLAF COLLEGE, 1520 ST. OLAF AVENUE, NORTHFIELD, MN (https://www.google.com/maps/place/1520%20ST.%20OLAF%20AVENUE,NORTHFIELD,MN)	Graph	2	\$58,916.50	\$54,893.00	\$54,893.00	\$62,940.00
Totals	Graph	2	\$58,916.50	\$54,893.00	\$54,893.00	\$62,940.00

Employer Name/Worksite Address	Graph	Count	Mean Wage	Median Wage	Lowest Wage	Highest Wage
ST. OLAF COLLEGE, 1520 ST. OLAF AVENUE, NORTHFIELD, MN (https://www.google.com/maps/place/1520%20ST.%20OLAF%20AVENUE,NORTHFIELD,MN)	Graph	2	\$58,916.50	\$54,893.00	\$54,893.00	\$62,940.00
Totals	Graph	2	\$58,916.50	\$54,893.00	\$54,893.00	\$62,940.00

Latitude: 44.467204 Longitude: -93.910795

Employer Name/Worksite Address	Graph	Count	Mean Wage	Median Wage	Lowest Wage	Highest Wage
DELOITTE CONSULTING LLP, 704 NORTH MAIN STREET, LE SUEUR, MN (https://www.google.com/maps/place/704%20NORTH%20MAIN%20STREET,LE%20SUEUR,MN)	Graph	15	\$108,160.00	\$108,160.00	\$108,160.00	\$108,160.00
Totals	Graph	15	\$108,160.00	\$108,160.00	\$108,160.00	\$108,160.00

Latitude: 44.471484 Longitude: -93.008766

Employer Name/Worksite Address	Graph	Count	Mean Wage	Median Wage	Lowest Wage	Highest Wage
SYNGENTA CROP PROTECTION, LLC, 317 330TH STREET, STANTON, MN (https://www.google.com/maps/place/317%20330TH%20STREET,STANTON,MN)	Graph	1	\$60,029.00	\$60,029.00	\$60,029.00	\$60,029.00
Totals	Graph	1	\$60,029.00	\$60,029.00	\$60,029.00	\$60,029.00

Latitude: 44.519049 Longitude: -92.905938

Employer Name/Employer Address	Graph	Count	Mean Wage	Median Wage	Lowest Wage	Highest Wage
CANNON EQUIPMENT LLC, 324 W WASHINGTON STREET, CANNON FALLS, MN (https://www.google.com/maps/place/324%20W%20WASHINGTON%20STREET,CANNON%20FALLS,MN)	Graph	1	\$96,200.00	\$96,200.00	\$96,200.00	\$96,200.00
Totals	Graph	1	\$96,200.00	\$96,200.00	\$96,200.00	\$96,200.00

Employer Name/Worksite Address	Graph	Count	Mean Wage	Median Wage	Lowest Wage	Highest Wage
CANNON EQUIPMENT LLC, 324 W. WASHINGTON STREET, CANNON FALLS, MN (https://www.google.com/maps/place/324%20W.%20WASHINGTON%20STREET,CANNON%20FALLS,MN)	Graph	1	\$96,200.00	\$96,200.00	\$96,200.00	\$96,200.00
Totals	Graph	1	\$96,200.00	\$96,200.00	\$96,200.00	\$96,200.00

Latitude: 44.564057 Longitude: -92.513503

Employer Name/Worksite Address	Graph	Count	Mean Wage	Median Wage	Lowest Wage	Highest Wage
MAYO CLINIC, MAYO CLINIC HEALTH SYSTEM - RED WING, RED WING, MN (https://www.google.com/maps/place/MAYO%20CLINIC%20HEALTH%20SYSTEM%20-%20RED%20WING,RED%20WING,MN)	Graph	1	\$274,815.00	\$274,815.00	\$274,815.00	\$274,815.00
Totals	Graph	1	\$274,815.00	\$274,815.00	\$274,815.00	\$274,815.00

Latitude: 44.566771 Longitude: -92.533993

Employer Name/Worksite Address	Graph	Count	Mean Wage	Median Wage	Lowest Wage	Highest Wage
--------------------------------	-------	-------	-----------	-------------	-------------	--------------

Employer Name/Worksite Address	Graph	Count	Mean Wage	Median Wage	Lowest Wage	Highest Wage
TECHLIGENT SYSTEMS INC., 314 MAIN ST, RED WING, MN (https://www.google.com/maps/place/314%20MAIN%20ST,RED%20WING,MN)	Graph	1	\$87,360.00	\$87,360.00	\$87,360.00	\$87,360.00
TEKNAUX, LLC, 314 MAIN STREET, RED WING, MN (https://www.google.com/maps/place/314%20MAIN%20STREET,RED%20WING,MN)	Graph	1	\$73,320.00	\$73,320.00	\$73,320.00	\$73,320.00
VDRIVEINFO, INC, 314 MAIN STREET, REDWING, MN (https://www.google.com/maps/place/314%20MAIN%20STREET,REDWING,MN)	Graph	1	\$60,000.00	\$60,000.00	\$60,000.00	\$60,000.00
Totals	Graph	3	\$73,560.00	\$73,320.00	\$60,000.00	\$87,360.00

Latitude: 44.568194 Longitude: -92.585002

Employer Name/Employer Address	Graph	Count	Mean Wage	Median Wage	Lowest Wage	Highest Wage
RED WING VISION CARE, 144 TYLER ROAD NORTH, RED WING, MN (https://www.google.com/maps/place/144%20TYLER%20ROAD%20NORTH,RED%20WING,MN)	Graph	1	\$55,141.00	\$55,141.00	\$55,141.00	\$55,141.00
Totals	Graph	1	\$55,141.00	\$55,141.00	\$55,141.00	\$55,141.00

Employer Name/Worksite Address	Graph	Count	Mean Wage	Median Wage	Lowest Wage	Highest Wage
RED WING VISION CARE, 144 TYLER ROAD NORTH, RED WING, MN (https://www.google.com/maps/place/144%20TYLER%20ROAD%20NORTH,RED%20WING,MN)	Graph	1	\$55,141.00	\$55,141.00	\$55,141.00	\$55,141.00
Totals	Graph	1	\$55,141.00	\$55,141.00	\$55,141.00	\$55,141.00

Latitude: 44.614284 Longitude: -95.330044

Employer Name/Worksite Address	Graph	Count	Mean Wage	Median Wage	Lowest Wage	Highest Wage
GRANDISON MANAGEMENT, INC., 102 COUNTY STATE HIGHWAY 9, BELVIEW, MN (https://www.google.com/maps/place/102%20COUNTY%20STATE%20HIGHWAY%209,BELVIEW,MN)	Graph	10	\$70,200.00	\$70,200.00	\$70,200.00	\$70,200.00
Totals	Graph	10	\$70,200.00	\$70,200.00	\$70,200.00	\$70,200.00

Latitude: 44.61961 Longitude: -93.755438

Employer Name/Worksite Address	Graph	Count	Mean Wage	Median Wage	Lowest Wage	Highest Wage
DELOITTE CONSULTING LLP, 805 E ENTERPRISE DRIVE, BELLE PLAINE, MN (https://www.google.com/maps/place/805%20E%20ENTERPRISE%20DRIVE,BELLE%20PLAINE,MN)	Graph	15	\$77,771.00	\$77,771.00	\$77,771.00	\$77,771.00
DELOITTE CONSULTING LLP, 805 ENTERPRISE DRIVE EAST, BELLE PLAINE, MN (https://www.google.com/maps/place/805%20ENTERPRISE%20DRIVE%20EAST,BELLE%20PLAINE,MN)	Graph	15	\$83,000.00	\$83,000.00	\$83,000.00	\$83,000.00
DELOITTE CONSULTING LLP, 805 EAST ENTERPRISE DRIVE, BELLE PLAINE, MN (https://www.google.com/maps/place/805%20EAST%20ENTERPRISE%20DRIVE,BELLE%20PLAINE,MN)	Graph	30	\$80,957.50	\$70,000.00	\$70,000.00	\$91,915.00
Totals	Graph	60	\$80,671.50	\$77,771.00	\$70,000.00	\$91,915.00

Latitude: 44.630695 Longitude: -93.152754

Employer Name/Worksite Address	Graph	Count	Mean Wage	Median Wage	Lowest Wage	Highest Wage
ITINERIS NA, INC., 4300 220TH STREET, WEST FARMINGTON, MN (https://www.google.com/maps/place/4300%20220TH%20STREET,WEST%20FARMINGTON,MN)	Graph	1	\$107,625.00	\$107,625.00	\$107,625.00	\$107,625.00
Totals	Graph	1	\$107,625.00	\$107,625.00	\$107,625.00	\$107,625.00

Latitude: 44.640923 Longitude: -93.279786

Employer Name/Worksite Address	Graph	Count	Mean Wage	Median Wage	Lowest Wage	Highest Wage
ULTIMO SOFTWARE SOLUTIONS INC., 1525 HOWE STREET, 20802 KENSINGTON BLVD, MN (https://www.google.com/maps/place/1525%20HOWE%20STREET,20802%20KENSINGTON%20BLVD,MN)	Graph	1	\$93,080.00	\$93,080.00	\$93,080.00	\$93,080.00
Totals	Graph	1	\$93,080.00	\$93,080.00	\$93,080.00	\$93,080.00

Latitude: 44.645877 Longitude: -93.287509

Employer Name/Employer Address	Graph	Count	Mean Wage	Median Wage	Lowest Wage	Highest Wage
MOM BRANDS COMPANY, 20802 KENSINGTON BOULEVARD, LAKEVILLE, MN (https://www.google.com/maps/place/20802%20KENSINGTON%20BOULEVARD,LAKEVILLE,MN)	Graph	9	\$90,890.78	\$91,500.00	\$78,000.00	\$100,000.00
Totals	Graph	9	\$90,890.78	\$91,500.00	\$78,000.00	\$100,000.00

Employer Name/Worksite Address	Graph	Count	Mean Wage	Median Wage	Lowest Wage	Highest Wage
GEEKSOFT LLC, 20802 KENSINGTON BOULEVARD, , MN, LAKEVILLE, MN (https://www.google.com/maps/place/20802%20KENSINGTON%20BOULEVARD,%20,%20MN,LAKEVILLE,MN)	Graph	1	\$60,000.00	\$60,000.00	\$60,000.00	\$60,000.00
VISUAL CONSULTANTS, INC., 20802 KENSINGTON BLVD, LAKEVILLE, MN (https://www.google.com/maps/place/20802%20KENSINGTON%20BLVD,LAKEVILLE,MN)	Graph	4	\$77,441.20	\$65,000.00	\$65,000.00	\$94,764.80
TECH LIBERTY INC, 20802 KENSINGTON BOULEVARD, LAKEVILLE, MN (https://www.google.com/maps/place/20802%20KENSINGTON%20BOULEVARD,LAKEVILLE,MN)	Graph	15	\$85,216.96	\$88,000.00	\$60,195.00	\$100,000.00
Totals	Graph	20	\$82,400.96	\$85,000.00	\$60,000.00	\$100,000.00

Latitude: 44.646132 Longitude: -93.286705

Employer Name/Employer Address	Graph	Count	Mean Wage	Median Wage	Lowest Wage	Highest Wage
IMAGE TREND, INC., 20855 KENSINGTON BLVD, LAKEVILLE, MN (https://www.google.com/maps/place/20855%20KENSINGTON%20BLVD,LAKEVILLE,MN)	Graph	1	\$65,000.00	\$65,000.00	\$65,000.00	\$65,000.00
Totals	Graph	1	\$65,000.00	\$65,000.00	\$65,000.00	\$65,000.00

Employer Name/Worksite Address	Graph	Count	Mean Wage	Median Wage	Lowest Wage	Highest Wage
IMAGE TREND, INC., 20855 KENSINGTON BLVD, LAKEVILLE, MN (https://www.google.com/maps/place/20855%20KENSINGTON%20BLVD,LAKEVILLE,MN)	Graph	1	\$65,000.00	\$65,000.00	\$65,000.00	\$65,000.00
Totals	Graph	1	\$65,000.00	\$65,000.00	\$65,000.00	\$65,000.00

Latitude: 44.672648 Longitude: -95.377934

Employer Name/Worksite Address	Graph	Count	Mean Wage	Median Wage	Lowest Wage	Highest Wage
GRANDISON MANAGEMENT, INC., 505 SOUTH SECOND STREET, BELVIEW, MN (https://www.google.com/maps/place/505%20SOUTH%20SECOND%20STREET,BELVIEW,MN)	Graph	10	\$70,200.00	\$70,200.00	\$70,200.00	\$70,200.00
Totals	Graph	10	\$70,200.00	\$70,200.00	\$70,200.00	\$70,200.00

Latitude: 44.673284 Longitude: -93.275782

Employer Name/Worksite Address	Graph	Count	Mean Wage	Median Wage	Lowest Wage	Highest Wage
SIRSI CORPORATION, 19055 JORDAN TRL, LAKEVIEW, MN (https://www.google.com/maps/place/19055%20JORDAN%20TRL,LAKEVIEW,MN)	Graph	1	\$39,832.00	\$39,832.00	\$39,832.00	\$39,832.00
Totals	Graph	1	\$39,832.00	\$39,832.00	\$39,832.00	\$39,832.00

Latitude: 44.693552 Longitude: -71.669166

Employer Name/Worksite Address	Graph	Count	Mean Wage	Median Wage	Lowest Wage	Highest Wage
MAYO CLINIC, MAYO CLINIC, ROCHESTER, MN (https://www.google.com/maps/place/MAYO%20CLINIC,ROCHESTER,MN)	Graph	1	\$47,484.00	\$47,484.00	\$47,484.00	\$47,484.00
Totals	Graph	1	\$47,484.00	\$47,484.00	\$47,484.00	\$47,484.00

Latitude: 44.712705 Longitude: -93.175523

Employer Name/Worksite Address	Graph	Count	Mean Wage	Median Wage	Lowest Wage	Highest Wage
NWEA, 16315 ENVOY WAY, LAKEVILLE, MN (https://www.google.com/maps/place/16315%20ENVOY%20WAY,LAKEVILLE,MN)	Graph	1	\$100,200.00	\$100,200.00	\$100,200.00	\$100,200.00
Totals	Graph	1	\$100,200.00	\$100,200.00	\$100,200.00	\$100,200.00

Latitude: 44.713773 Longitude: -93.46234

Employer Name/Worksite Address	Graph	Count	Mean Wage	Median Wage	Lowest Wage	Highest Wage
KLA-TENCOR CORPORATION, 16281 TAHINKA COURT NW, PRIOR LAKE, MN (https://www.google.com/maps/place/16281%20TAHINKA%20COURT%20NW,PRIOR%20LAKE,MN)	Graph	1	\$114,774.00	\$114,774.00	\$114,774.00	\$114,774.00
Totals	Graph	1	\$114,774.00	\$114,774.00	\$114,774.00	\$114,774.00

Latitude: 44.718029 Longitude: -93.41379

Employer Name/Worksite Address	Graph	Count	Mean Wage	Median Wage	Lowest Wage	Highest Wage
SCOTT COUNTY IND. SCHOOL DIST. 719, 5304 WESTWOOD DRIVE SE, PRIOR LAKE, MN (https://www.google.com/maps/place/5304%20WESTWOOD%20DRIVE%20SE,PRIOR%20LAKE,MN)	Graph	1	\$42,678.00	\$42,678.00	\$42,678.00	\$42,678.00
Totals	Graph	1	\$42,678.00	\$42,678.00	\$42,678.00	\$42,678.00

Latitude: 44.724262 Longitude: -93.245306

Employer Name/Worksite Address	Graph	Count	Mean Wage	Median Wage	Lowest Wage	Highest Wage
MAANTIC, INC., 15767 HIGHVIEW DRIVE, APPLE VALLEY, MN (https://www.google.com/maps/place/15767%20HIGHVIEW%20DRIVE,APPLE%20VALLEY,MN)	Graph	1	\$108,264.00	\$108,264.00	\$108,264.00	\$108,264.00
Totals	Graph	1	\$108,264.00	\$108,264.00	\$108,264.00	\$108,264.00

Latitude: 44.724358 Longitude: -92.851966

Employer Name/Worksite Address	Graph	Count	Mean Wage	Median Wage	Lowest Wage	Highest Wage
ARDENT MILLS CORPORATE, 2005 VERMILION ST, HASTINGS, MN (https://www.google.com/maps/place/2005%20VERMILION%20ST,HASTINGS,MN)	Graph	1	\$60,000.00	\$60,000.00	\$60,000.00	\$60,000.00
Totals	Graph	1	\$60,000.00	\$60,000.00	\$60,000.00	\$60,000.00

Employer Name/Worksite Address	Graph	Count	Mean Wage	Median Wage	Lowest Wage	Highest Wage
ARDENT MILLS CORPORATE, 2005 VERMILION ST, HASTINGS, MN (https://www.google.com/maps/place/2005%20VERMILION%20ST,HASTINGS,MN)	Graph	1	\$60,000.00	\$60,000.00	\$60,000.00	\$60,000.00
Totals	Graph	1	\$60,000.00	\$60,000.00	\$60,000.00	\$60,000.00

Latitude: 44.725582 Longitude: -93.20495

Employer Name/Worksite Address	Graph	Count	Mean Wage	Median Wage	Low Wage
COGNIZANT TECHNOLOGY SOLUTIONS U.S. CORPORATION, 15430 FOUNDERS LANE APPLE VALLEY,APT 212, MINNEAPOLIS, MN (https://www.google.com/maps/place/15430%20FOUNDERS%20LANE%20APPLE%20VALLEY,APT%20212,MINNEAPOLIS,MN)	Graph	1	\$65,874.00	\$65,874.00	\$65,874
Totals	Graph	1	\$65,874.00	\$65,874.00	\$65,874

Latitude: 44.730716 Longitude: -93.292009

Employer Name/Worksite Address	Graph	Count	Mean Wage	Median Wage	Lowest Wage	Highest Wage
AIRSPAN NETWORKS INC., 15101 GREENHAVEN DRIVE, BURNSVILLE, MN (https://www.google.com/maps/place/15101%20GREENHAVEN%20DRIVE,BURNSVILLE,MN)	Graph	1	\$75,010.00	\$75,010.00	\$75,010.00	\$75,010.00
INFOSPAN, INC., 2800 SOUTH CROSS DR WEST, BURNSVILLE, MN (https://www.google.com/maps/place/2800%20SOUTH%20CROSS%20DR%20WEST,BURNSVILLE,MN)	Graph	2	\$76,960.00	\$66,560.00	\$66,560.00	\$87,360.00
EXCELENCIA INC, 2999, COUNTY ROAD, BURNSVILLE, MN (https://www.google.com/maps/place/2999,%20COUNTY%20ROAD,BURNSVILLE,MN)	Graph	4	\$63,000.00	\$63,000.00	\$63,000.00	\$63,000.00
Totals	Graph	7	\$68,704.29	\$63,000.00	\$63,000.00	\$87,360.00

Latitude: 44.735727 Longitude: -93.177753

Employer Name/Employer Address	Graph	Count	Mean Wage	Median Wage	Lowest Wage	High Wage
QUESTAR ASSESSMENT INC., 5550 UPPER 147TH STREET WEST, APPLE VALLEY, MN (https://www.google.com/maps/place/5550%20UPPER%20147TH%20STREET%20WEST,APPLE%20VALLEY,MN)	Graph	1	\$95,000.00	\$95,000.00	\$95,000.00	\$95,000
Totals	Graph	1	\$95,000.00	\$95,000.00	\$95,000.00	\$95,000

Employer Name/Worksite Address	Graph	Count	Mean Wage	Median Wage	Lowest Wage	High Wage
FUSION PLUS SOLUTIONS, INC, 5550 UPPER 147TH STREET WEST, APPLE VALLEY, MN (https://www.google.com/maps/place/5550%20UPPER%20147TH%20STREET%20WEST,APPLE%20VALLEY,MN)	Graph	2	\$88,750.00	\$82,500.00	\$82,500.00	\$95,000
JNIT TECHNOLOGIES, 5550 UPPER 147TH ST W, APPLE VALLEY, MN (https://www.google.com/maps/place/5550%20UPPER%20147TH%20ST%20W,APPLE%20VALLEY,MN)	Graph	2	\$65,000.00	\$65,000.00	\$65,000.00	\$65,000
Totals	Graph	4	\$76,875.00	\$65,000.00	\$65,000.00	\$95,000

Latitude: 44.735788 Longitude: -92.842973

Employer Name/Worksite Address	Graph	Count	Mean Wage	Median Wage	Lowest Wage	Highest Wage
NETROVERT SOFTWARE, INC, 600 SMEAD BLVD, HASTINGS, MN (https://www.google.com/maps/place/600%20SMEAD%20BLVD,HASTINGS,MN)	Graph	1	\$80,000.00	\$80,000.00	\$80,000.00	\$80,000.00
Totals	Graph	1	\$80,000.00	\$80,000.00	\$80,000.00	\$80,000.00

Latitude: 44.736334 Longitude: -93.307851

Employer Name/Employer Address	Graph	Count	Mean Wage	Median Wage	Lowest Wage	Highest Wage
SEQUANS COMMUNICATIONS INC., 14551 JUDICIAL ROAD, BURNSVILLE, MN (https://www.google.com/maps/place/14551%20JUDICIAL%20ROAD,BURNSVILLE,MN)	Graph	2	\$112,500.00	\$112,000.00	\$112,000.00	\$113,000.00
Totals	Graph	2	\$112,500.00	\$112,000.00	\$112,000.00	\$113,000.00

Employer Name/Worksite Address	Graph	Count	Mean Wage	Median Wage	Lowest Wage	Highest Wage
SEQUANS COMMUNICATIONS INC., 14551 JUDICIAL ROAD, BURNSVILLE, MN (https://www.google.com/maps/place/14551%20JUDICIAL%20ROAD,BURNSVILLE,MN)	Graph	2	\$112,500.00	\$112,000.00	\$112,000.00	\$113,000.00

Employer Name/Worksite Address	Graph	Count	Mean Wage	Median Wage	Lowest Wage	Highest Wage
Totals	Graph	2	\$112,500.00	\$112,000.00	\$112,000.00	\$113,000.00

Latitude: 44.737514 Longitude: -93.291118

Employer Name/Employer Address	Graph	Count	Mean Wage	Median Wage	Lowest Wage
TECHDIGITAL CORPORATION, 764 SOUTHCROSS DR. W, BURNSVILLE, MN (https://www.google.com/maps/place/764%20SOUTHCROSS%20DR.%20W,BURNSVILLE,MN)	Graph	1	\$70,000.00	\$70,000.00	\$70,000.00
TECHDIGITAL CORPORATION, 764 SOUTHCROSS DR W, BURNSVILLE, MN (https://www.google.com/maps/place/764%20SOUTHCROSS%20DR%20W,BURNSVILLE,MN)	Graph	2	\$77,000.00	\$75,000.00	\$75,000.00
TECHDIGITAL CORPORATION, 764 SOUTHCROSS DRIVE W., BURNSVILLE, MN (https://www.google.com/maps/place/764%20SOUTHCROSS%20DRIVE%20W.,BURNSVILLE,MN)	Graph	2	\$75,000.00	\$60,000.00	\$60,000.00
TECHDIGITAL CORPORATION, 764 SOUTHCROSS DRIVE W, BURNSVILLE, MN (https://www.google.com/maps/place/764%20SOUTHCROSS%20DRIVE%20W,BURNSVILLE,MN)	Graph	3	\$66,000.00	\$65,000.00	\$63,000.00
TECHDIGITAL CORPORATION, 764 SOUTHCROSS DRIVE WEST, SUITE 202, BURNSVILLE, MN (https://www.google.com/maps/place/764%20SOUTHCROSS%20DRIVE%20WEST,%20SUITE%20202,BURNSVILLE,MN)	Graph	6	\$63,833.33	\$65,000.00	\$60,000.00
Totals	Graph	14	\$68,214.29	\$65,000.00	\$60,000.00

Employer Name/Worksite Address	Graph	Count	Mean Wage	Median Wage	Lowest Wage	Highest Wage
TECHDIGITAL CORPORATION, 764 SOUTHCROSS DRIVE W, BURNSVILLE, MN (https://www.google.com/maps/place/764%20SOUTHCROSS%20DRIVE%20W,BURNSVILLE,MN)	Graph	2	\$74,500.00	\$70,000.00	\$70,000.00	\$79,000.00
Totals	Graph	2	\$74,500.00	\$70,000.00	\$70,000.00	\$79,000.00

Latitude: 44.73782 Longitude: -93.068632

Employer Name/Worksite Address	Graph	Count	Mean Wage	Median Wage	Lowest Wage	Highest Wage
INDEPENDENT SCHOOL DISTRICT 196, ROSEMOUNT HIGH SCHOOL, ROSEMOUNT, MN (https://www.google.com/maps/place/ROSEMOUNT%20HIGH%20SCHOOL,ROSEMOUNT,MN)	Graph	4	\$49,620.80	\$39,920.00	\$39,920.00	\$59,321.60
Totals	Graph	4	\$49,620.80	\$39,920.00	\$39,920.00	\$59,321.60

Latitude: 44.738716 Longitude: -93.126157

Employer Name/Employer Address	Graph	Count	Mean Wage	Median Wage	Lowest Wage	Highest Wage
RIZTEK INC., 14555 SOUTH ROBERT TRAIL, ROSEMOUNT, MN (https://www.google.com/maps/place/14555%20SOUTH%20ROBERT%20TRAIL,ROSEMOUNT,MN)	Graph	2	\$71,946.40	\$51,000.00	\$51,000.00	\$92,892.80
Totals	Graph	2	\$71,946.40	\$51,000.00	\$51,000.00	\$92,892.80

Employer Name/Worksite Address	Graph	Count	Mean Wage	Median Wage	Lowest Wage	Highest Wage
RIZTEK INC., 14555 SOUTH ROBERT TRAIL, ROSEMOUNT, MN (https://www.google.com/maps/place/14555%20SOUTH%20ROBERT%20TRAIL,ROSEMOUNT,MN)	Graph	2	\$71,946.40	\$51,000.00	\$51,000.00	\$92,892.80
Totals	Graph	2	\$71,946.40	\$51,000.00	\$51,000.00	\$92,892.80

Latitude: 44.739775 Longitude: -93.287028

Employer Name/Employer Address	Graph	Count	Mean Wage	Median Wage	Lowest Wage	Highest Wage
DIEDRICH ENTERPRISES, INC., 14500 BURNHAVEN DRIVE, BURNSVILLE, MN (https://www.google.com/maps/place/14500%20BURNHAVEN%20DRIVE,BURNSVILLE,MN)	Graph	1	\$50,336.00	\$50,336.00	\$50,336.00	\$50,336.00
Totals	Graph	1	\$50,336.00	\$50,336.00	\$50,336.00	\$50,336.00

Employer Name/Worksite Address	Graph	Count	Mean Wage	Median Wage	Lowest Wage	Highest Wage
DIEDRICH ENTERPRISES, INC., 14500 BURNHAVEN DRIVE, BURNSVILLE, MN (https://www.google.com/maps/place/14500%20BURNHAVEN%20DRIVE,BURNSVILLE,MN)	Graph	1	\$50,336.00	\$50,336.00	\$50,336.00	\$50,336.00
Totals	Graph	1	\$50,336.00	\$50,336.00	\$50,336.00	\$50,336.00

Latitude: 44.740331 Longitude: -93.312828

Employer Name/Worksite Address	Graph	Count	Mean Wage	Median Wage	Lowest Wage	Highest Wage
GEMINI CONSULTING & SERVICES, LLC, 2800 SOUTHCROSS DRIVE W, BURNSVILLE, MN (https://www.google.com/maps/place/2800%20SOUTHCROSS%20DRIVE%20W,BURNSVILLE,MN)	Graph	1	\$80,000.00	\$80,000.00	\$80,000.00	\$80,000.00
TECHDIGITAL CORPORATION, 2800 SOUTHCROSS DRIVE WEST, BURNSVILLE, MN (https://www.google.com/maps/place/2800%20SOUTHCROSS%20DRIVE%20WEST,BURNSVILLE,MN)	Graph	2	\$71,812.00	\$65,000.00	\$65,000.00	\$78,624.00
Totals	Graph	3	\$74,541.33	\$78,624.00	\$65,000.00	\$80,000.00

Latitude: 44.742316 Longitude: -93.307943

Employer Name/Worksite Address	Graph	Count	Mean Wage	Median Wage	Lowest Wage	Highest Wage
DELOITTE CONSULTING LLP, 14300 JUDICIAL ROAD, BURNSVILLE, MN (https://www.google.com/maps/place/14300%20JUDICIAL%20ROAD,BURNSVILLE,MN)	Graph	15	\$73,715.00	\$73,715.00	\$73,715.00	\$73,715.00
Totals	Graph	15	\$73,715.00	\$73,715.00	\$73,715.00	\$73,715.00

Latitude: 44.745572 Longitude: -93.200751

Employer Name/Worksite Address	Graph	Count	Mean Wage	Median Wage	Lowest Wage	Highest Wage
INDEPENDENT SCHOOL DISTRICT 196, SCOTT HIGHLANDS MIDDLE SCHOOL, APPLE VALLEY, MN (https://www.google.com/maps/place/SCOTT%20HIGHLANDS%20MIDDLE%20SCHOOL,APPLE%20VALLEY,MN)	Graph	1	\$59,321.60	\$59,321.60	\$59,321.60	\$59,321.60
OPTUM SERVICES, INC., 12700 WHITEWATER DRIVE, MINNETONKA, MN (https://www.google.com/maps/place/12700%20WHITEWATER%20DRIVE,MINNETONKA,MN)	Graph	2	\$92,893.00	\$92,893.00	\$92,893.00	\$92,893.00
Totals	Graph	3	\$81,702.53	\$92,893.00	\$59,321.60	\$92,893.00

Latitude: 44.746221 Longitude: -93.315596

Employer Name/Worksite Address	Graph	Count	Mean Wage	Median Wage	Lowest Wage	Highest Wage
EXCELENCIA INC, 2999 COUNTY ROAD, 42 WEST, BURNSVILLE, MN (https://www.google.com/maps/place/2999%20COUNTY%20ROAD,%2042%20WEST,BURNSVILLE,MN)	Graph	4	\$63,500.00	\$63,000.00	\$63,000.00	\$65,000.00
Totals	Graph	4	\$63,500.00	\$63,000.00	\$63,000.00	\$65,000.00

Latitude: 44.746315 Longitude: -93.31813

Employer Name/Worksite Address	Graph	Count	Mean Wage	Median Wage	Lowest Wage	Highest Wage
DIEDRICH ENTERPRISES, INC., 3000 COUNTY ROAD 42 W, BURNSVILLE, MN (https://www.google.com/maps/place/3000%20COUNTY%20ROAD%2042%20W,BURNSVILLE,MN)	Graph	1	\$50,336.00	\$50,336.00	\$50,336.00	\$50,336.00
Totals	Graph	1	\$50,336.00	\$50,336.00	\$50,336.00	\$50,336.00

Employer Name/Worksite Address	Graph	Count	Mean Wage	Median Wage	Lowest Wage	Highest Wage
DIEDRICH ENTERPRISES, INC., 3000 COUNTY ROAD 42 W., BURNSVILLE, MN (https://www.google.com/maps/place/3000%20COUNTY%20ROAD%2042%20W.,BURNSVILLE,MN)	Graph	1	\$50,336.00	\$50,336.00	\$50,336.00	\$50,336.00
Totals	Graph	1	\$50,336.00	\$50,336.00	\$50,336.00	\$50,336.00

Latitude: 44.746465 Longitude: -93.33717

Employer Name/Employer Address	Graph	Count	Mean Wage	Median Wage	Lowest Wage	Highest Wage
FINISH LINE WELLNESS, LLC, 4401 EGAN DRIVE, SAVAGE, MN (https://www.google.com/maps/place/4401%20EGAN%20DRIVE,SAVAGE,MN)	Graph	1	\$60,507.00	\$60,507.00	\$60,507.00	\$60,507.00
Totals	Graph	1	\$60,507.00	\$60,507.00	\$60,507.00	\$60,507.00

Employer Name/Worksite Address	Graph	Count	Mean Wage	Median Wage	Lowest Wage	Highest Wage
FINISH LINE WELLNESS, LLC, 4401 EGAN DRIVE, SAVAGE, MN (https://www.google.com/maps/place/4401%20EGAN%20DRIVE,SAVAGE,MN)	Graph	1	\$60,507.00	\$60,507.00	\$60,507.00	\$60,507.00
Totals	Graph	1	\$60,507.00	\$60,507.00	\$60,507.00	\$60,507.00

Latitude: 44.747983 Longitude: -93.31779

Employer Name/Worksite Address	Graph	Count	Mean Wage	Median Wage	Lowest Wage	Highest Wage
JAVEN TECHNOLOGIES, INC., 14101 SOUTHCROSS DR W, BURNSVILLE, MN (https://www.google.com/maps/place/14101%20SOUTHCROSS%20DR%20W,BURNSVILLE,MN)	Graph	1	\$84,000.00	\$84,000.00	\$84,000.00	\$84,000.00
Totals	Graph	1	\$84,000.00	\$84,000.00	\$84,000.00	\$84,000.00

Latitude: 44.750093 Longitude: -93.274094

Employer Name/Worksite Address	Graph	Count	Mean Wage	Median Wage	Lowest Wage	Highest Wage
FAIRVIEW HEALTH SERVICES, 201 E. NICOLLET BLVD, BURNSVILLE, MN (https://www.google.com/maps/place/201%20E.%20NICOLLET%20BLVD,BURNSVILLE,MN)	Graph	2	\$187,200.00	\$187,200.00	\$187,200.00	\$187,200.00
Totals	Graph	2	\$187,200.00	\$187,200.00	\$187,200.00	\$187,200.00

Latitude: 44.760332 Longitude: -93.305353

Employer Name/Worksite Address	Graph	Count	Mean Wage	Median Wage	Lowest Wage	Highest Wage
ALCATEL-LUCENT USA, INC., 13401 MORGAN AVE. S, BURNSVILLE, MN (https://www.google.com/maps/place/13401%20MORGAN%20AVE.%20S,BURNSVILLE,MN)	Graph	1	\$100,025.00	\$100,025.00	\$100,025.00	\$100,025.00
Totals	Graph	1	\$100,025.00	\$100,025.00	\$100,025.00	\$100,025.00

Latitude: 44.772426 Longitude: -93.277797

Employer Name/Worksite Address	Graph	Count	Mean Wage	Median Wage	Lowest Wage	Highest Wage
SAVVYPACK CORPORATION, 12750 NICOLLET AVE. SUITE 305, BURNSVILLE, MN (https://www.google.com/maps/place/12750%20NICOLLET%20AVE.%20SUITE%20305,BURNSVILLE,MN)	Graph	1	\$48,000.00	\$48,000.00	\$48,000.00	\$48,000.00
Totals	Graph	1	\$48,000.00	\$48,000.00	\$48,000.00	\$48,000.00

Latitude: 44.775818 Longitude: -93.035861

Employer Name/Worksite Address	Graph	Count	Mean Wage	Median Wage	Lowest Wage	Highest Wage
FLINT HILLS RESOURCES SHAKOPEE, LLC, 13775 CLARK ROAD, ROSEMOUNT, MN (https://www.google.com/maps/place/13775%20CLARK%20ROAD,ROSEMOUNT,MN)	Graph	1	\$118,000.00	\$118,000.00	\$118,000.00	\$118,000.00
Totals	Graph	1	\$118,000.00	\$118,000.00	\$118,000.00	\$118,000.00

Latitude: 44.776091 Longitude: -93.273436

Employer Name/Worksite Address	Graph	Count	Mean Wage	Median Wage	Lowest Wage	Highest Wage
TERADATA OPERATIONS, INC., 200 EAST TRAVELERS TRAIL, BURNSVILLE, MN (https://www.google.com/maps/place/200%20EAST%20TRAVELERS%20TRAIL,BURNSVILLE,MN)	Graph	1	\$77,771.00	\$77,771.00	\$77,771.00	\$77,771.00
Totals	Graph	1	\$77,771.00	\$77,771.00	\$77,771.00	\$77,771.00

Latitude: 44.778925 Longitude: -93.469071

Employer Name/Employer Address	Graph	Count	Mean Wage	Median Wage	Lowest Wage	Highest Wage
OPEN SYSTEMS, INC., 4301 DEAN LAKES BLVD, SHAKOPEE, MN (https://www.google.com/maps/place/4301%20DEAN%20LAKES%20BLVD,SHAKOPEE,MN)	Graph	1	\$50,336.00	\$50,336.00	\$50,336.00	\$50,336.00
Totals	Graph	1	\$50,336.00	\$50,336.00	\$50,336.00	\$50,336.00

Employer Name/Worksite Address	Graph	Count	Mean Wage	Median Wage	Lowest Wage	Highest Wage
OPEN SYSTEMS, INC., 4301 DEAN LAKES BLVD, SHAKOPEE, MN (https://www.google.com/maps/place/4301%20DEAN%20LAKES%20BLVD,SHAKOPEE,MN)	Graph	1	\$50,336.00	\$50,336.00	\$50,336.00	\$50,336.00
ZENSAR TECHNOLOGIES INC., 5005 DEAN LAKES BLVD, SHAKOPEE, MN (https://www.google.com/maps/place/5005%20DEAN%20LAKES%20BLVD,SHAKOPEE,MN)	Graph	2	\$77,771.00	\$77,771.00	\$77,771.00	\$77,771.00
Totals	Graph	3	\$68,626.00	\$77,771.00	\$50,336.00	\$77,771.00

Latitude: 44.78074 Longitude: -93.278594

Employer Name/Worksite Address	Graph	Count	Mean Wage	Median Wage	Lowest Wage	Highest Wage
BDO USA, LLP, 12281 NICOLLET AVENUE, SOUTH BURNSVILLE, MN, MN (https://www.google.com/maps/place/12281%20NICOLLET%20AVENUE,SOUTH%20BURNSVILLE,%20MN,MN)	Graph	1	\$67,000.00	\$67,000.00	\$67,000.00	\$67,000.0
Totals	Graph	1	\$67,000.00	\$67,000.00	\$67,000.00	\$67,000.0

Latitude: 44.782012 Longitude: -93.276969

Employer Name/Worksite Address	Graph	Count	Mean Wage	Median Wage	Lowest Wage	Highest Wage
BOLTON & MENK, INC., 12224 NICOLLET AVENUE, BURNSVILLE, MN (https://www.google.com/maps/place/12224%20NICOLLET%20AVENUE,BURNSVILLE,MN)	Graph	1	\$59,696.00	\$59,696.00	\$59,696.00	\$59,696.00
Totals	Graph	1	\$59,696.00	\$59,696.00	\$59,696.00	\$59,696.00

Latitude: 44.784062 Longitude: -93.473319

Employer Name/Worksite Address	Graph	Count	Mean Wage	Median Wage	Lowest Wage	Highest Wage
SEAGATE US LLC, 1280 DISC DRIVE, SHAKOPEE, MN (https://www.google.com/maps/place/1280%20DISC%20DRIVE,SHAKOPEE,MN)	Graph	1	\$106,496.00	\$106,496.00	\$106,496.00	\$106,496.00
SEAGATE US LLC, 1280 DISC DR., SHAKOPEE, MN (https://www.google.com/maps/place/1280%20DISC%20DR.,SHAKOPEE,MN)	Graph	57	\$84,802.31	\$80,000.00	\$68,702.40	\$141,373.44
Totals	Graph	58	\$85,176.34	\$80,000.00	\$68,702.40	\$141,373.44

Latitude: 44.785057 Longitude: -93.276788

Employer Name/Employer Address	Graph	Count	Mean Wage	Median Wage	Lowest Wage	Highest Wage
BUDDY'S KITCHEN INC., 12105 NICOLLET AVE S, BURNSVILLE, MN (https://www.google.com/maps/place/12105%20NICOLLET%20AVE%20S,BURNSVILLE,MN)	Graph	1	\$70,720.00	\$70,720.00	\$70,720.00	\$70,720.00

Employer Name/Employer Address	Graph	Count	Mean Wage	Median Wage	Lowest Wage	Highest Wage
BUDDY'S KITCHEN, INC., 12105 NICOLLET AVENUE SOUTH, BURNSVILLE, MN (https://www.google.com/maps/place/12105%20NICOLLET%20AVENUE%20SOUTH,BURNSVILLE,MN)	Graph	1	\$55,578.00	\$55,578.00	\$55,578.00	\$55,578.00
Totals	Graph	2	\$63,149.00	\$55,578.00	\$55,578.00	\$70,720.00

Employer Name/Worksite Address	Graph	Count	Mean Wage	Median Wage	Lowest Wage	Highest Wage
BUDDY'S KITCHEN INC., 12105 NICOLLET AVE S, BURNSVILLE, MN (https://www.google.com/maps/place/12105%20NICOLLET%20AVE%20S,BURNSVILLE,MN)	Graph	1	\$70,720.00	\$70,720.00	\$70,720.00	\$70,720.00
BUDDY'S KITCHEN, INC., 12105 NICOLLET AVENUE SOUTH, BURNSVILLE, MN (https://www.google.com/maps/place/12105%20NICOLLET%20AVENUE%20SOUTH,BURNSVILLE,MN)	Graph	1	\$55,578.00	\$55,578.00	\$55,578.00	\$55,578.00
Totals	Graph	2	\$63,149.00	\$55,578.00	\$55,578.00	\$70,720.00

Latitude: 44.786343 Longitude: -93.211369

Employer Name/Employer Address	Graph	Count	Mean Wage	Median Wage	Lowest Wage	Highest Wage
PROPERTY CLAIM SOLUTIONS LLC, 2005 PIN OAK DR., EAGAN, MN (https://www.google.com/maps/place/2005%20PIN%20OAK%20DR.,EAGAN,MN)	Graph	1	\$100,000.00	\$100,000.00	\$100,000.00	\$100,000.00
Totals	Graph	1	\$100,000.00	\$100,000.00	\$100,000.00	\$100,000.00

Employer Name/Worksite Address	Graph	Count	Mean Wage	Median Wage	Lowest Wage	Highest Wage
PROPERTY CLAIM SOLUTIONS LLC, 2005 PIN OAK DR., EAGAN, MN (https://www.google.com/maps/place/2005%20PIN%20OAK%20DR.,EAGAN,MN)	Graph	1	\$100,000.00	\$100,000.00	\$100,000.00	\$100,000.00
Totals	Graph	1	\$100,000.00	\$100,000.00	\$100,000.00	\$100,000.00

Latitude: 44.787711 Longitude: -93.267922

Employer Name/Worksite Address	Graph	Count	Mean Wage	Median Wage	Lowest Wage	Highest Wage
BOSCH SECURITY SYSTEMS, INC, 12000 PORTLAND AVENUE S, BURNSVILLE, MN (https://www.google.com/maps/place/12000%20PORTLAND%20AVENUE%20S,BURNSVILLE,MN)	Graph	1	\$83,906.00	\$83,906.00	\$83,906.00	\$83,906.00
Totals	Graph	1	\$83,906.00	\$83,906.00	\$83,906.00	\$83,906.00

Latitude: 44.787917 Longitude: -93.267639

Employer Name/Worksite Address	Graph	Count	Mean Wage	Median Wage	Lowest Wage	Highest Wage
TERADATA OPERATIONS, INC., 11982 PORTLAND AVE, BURNSVILLE, MN (https://www.google.com/maps/place/11982%20PORTLAND%20AVE,BURNSVILLE,MN)	Graph	1	\$106,267.00	\$106,267.00	\$106,267.00	\$106,267.00
Totals	Graph	1	\$106,267.00	\$106,267.00	\$106,267.00	\$106,267.00

Latitude: 44.789809 Longitude: -93.457802

Employer Name/Employer Address	Graph	Count	Mean Wage	Median Wage	Lowest Wage	Highest Wage
DICHTOMATIK AMERICAS LP, 1087 PARK PLACE, SHAKOPEE, MN (https://www.google.com/maps/place/1087%20PARK%20PLACE,SHAKOPEE,MN)	Graph	1	\$50,000.00	\$50,000.00	\$50,000.00	\$50,000.00
Totals	Graph	1	\$50,000.00	\$50,000.00	\$50,000.00	\$50,000.00

Employer Name/Worksite Address	Graph	Count	Mean Wage	Median Wage	Lowest Wage	Highest Wage
--------------------------------	-------	-------	-----------	-------------	-------------	--------------

Employer Name/Worksite Address	Graph	Count	Mean Wage	Median Wage	Lowest Wage	Highest Wage
DICHTOMATIK AMERICAS LP, 1087 PARK PLACE, SHAKOPEE, MN (https://www.google.com/maps/place/1087%20PARK%20PLACE,SHAKOPEE,MN)	Graph	1	\$50,000.00	\$50,000.00	\$50,000.00	\$50,000.00
Totals	Graph	1	\$50,000.00	\$50,000.00	\$50,000.00	\$50,000.00

Latitude: 44.790106 Longitude: -93.452905

Employer Name/Worksite Address	Graph	Count	Mean Wage	Median Wage	Lowest Wage	Highest Wage
ENTRUST DATACARD CORPORATION, 1187 PARK PLACE, SHAKOPEE, MN (https://www.google.com/maps/place/1187%20PARK%20PLACE,SHAKOPEE,MN)	Graph	3	\$105,308.63	\$108,638.00	\$93,987.81	\$113,300.08
Totals	Graph	3	\$105,308.63	\$108,638.00	\$93,987.81	\$113,300.08

Employer Name/Worksite Address	Graph	Count	Mean Wage	Median Wage	Lowest Wage	Highest Wage
ENTRUST DATACARD CORPORATION, 1187 PARK PLACE, SHAKOPEE, MN (https://www.google.com/maps/place/1187%20PARK%20PLACE,SHAKOPEE,MN)	Graph	3	\$105,308.63	\$108,638.00	\$93,987.81	\$113,300.08
Totals	Graph	3	\$105,308.63	\$108,638.00	\$93,987.81	\$113,300.08

Latitude: 44.791525 Longitude: -93.217452

Employer Name/Worksite Address	Graph	Count	Mean Wage	Median Wage	Lowest Wage	Highest Wage
OASYS TECHNOLOGIES INC, 2121 CLIFF DR, EAGAN, MN (https://www.google.com/maps/place/2121%20CLIFF%20DR,EAGAN,MN)	Graph	2	\$80,195.00	\$78,750.00	\$78,750.00	\$81,640.00
OASYS TECHNOLOGIES INC, 2121 CLIFF DRIVE, EAGAN, MN (https://www.google.com/maps/place/2121%20CLIFF%20DRIVE,EAGAN,MN)	Graph	78	\$78,902.91	\$77,917.00	\$52,000.00	\$124,675.00
Totals	Graph	80	\$78,935.21	\$77,917.00	\$52,000.00	\$124,675.00

Employer Name/Worksite Address	Graph	Count	Mean Wage	Median Wage	Lowest Wage	Highest Wage
OASYS TECHNOLOGIES INC, 2121 CLIFF DRIVE SUITE 210, EAGAN, MN (https://www.google.com/maps/place/2121%20CLIFF%20DRIVE%20SUITE%20210,EAGAN,MN)	Graph	1	\$81,640.00	\$81,640.00	\$81,640.00	\$81,640.00
OASYS TECHNOLOGIES INC, 2121 CLIFF DRIVE, EAGAN, MN (https://www.google.com/maps/place/2121%20CLIFF%20DRIVE,EAGAN,MN)	Graph	37	\$74,999.84	\$77,917.00	\$52,000.00	\$124,675.00
OASYS TECHNOLOGIES INC, 2121 CLIFF DR, EAGAN, MN (https://www.google.com/maps/place/2121%20CLIFF%20DR,EAGAN,MN)	Graph	40	\$82,897.05	\$78,750.00	\$64,522.00	\$124,675.00
Totals	Graph	78	\$79,134.82	\$77,917.00	\$52,000.00	\$124,675.00

Latitude: 44.792364 Longitude: -93.361331

Employer Name/Worksite Address	Graph	Count	Mean Wage	Median Wage	Lowest Wage	Highest Wage
NTEST, INC., 6101 AUTO CLUB ROAD, BLOOMINGTON, MN (https://www.google.com/maps/place/6101%20AUTO%20CLUB%20ROAD,BLOOMINGTON,MN)	Graph	2	\$65,200.00	\$65,200.00	\$65,200.00	\$65,200.00
Totals	Graph	2	\$65,200.00	\$65,200.00	\$65,200.00	\$65,200.00

Employer Name/Worksite Address	Graph	Count	Mean Wage	Median Wage	Lowest Wage	Highest Wage
NTEST, INC., 6101 AUTO CLUB ROAD, BLOOMINGTON, MN (https://www.google.com/maps/place/6101%20AUTO%20CLUB%20ROAD,BLOOMINGTON,MN)	Graph	2	\$65,200.00	\$65,200.00	\$65,200.00	\$65,200.00
Totals	Graph	2	\$65,200.00	\$65,200.00	\$65,200.00	\$65,200.00

Latitude: 44.793992 Longitude: -93.489979

Employer Name/Worksite Address	Graph	Count	Mean Wage	Median Wage	Lowest Wage	Highest Wage
COMMSCOPE CONNECTIVITY SOLUTIONS LLC, 501 SHENANDOAH DRIVE, SHAKOPEE, MN (https://www.google.com/maps/place/501%20SHENANDOAH%20DRIVE,SHAKOPEE,MN)	Graph	1	\$74,123.52	\$74,123.52	\$74,123.52	\$74,123.52
Totals	Graph	1	\$74,123.52	\$74,123.52	\$74,123.52	\$74,123.52

Latitude: 44.79698 Longitude: -93.255666

Employer Name/Worksite Address	Graph	Count	Mean Wage	Median Wage	Lowest Wage	Highest Wage
TELVENT DTN, LLC, 11400 RUPP DRIVE, BURNSVILLE, MN (https://www.google.com/maps/place/11400%20RUPP%20DRIVE,BURNSVILLE,MN)	Graph	1	\$91,021.00	\$91,021.00	\$91,021.00	\$91,021.00
Totals	Graph	1	\$91,021.00	\$91,021.00	\$91,021.00	\$91,021.00

Latitude: 44.797205 Longitude: -93.537045

Employer Name/Employer Address	Graph	Count	Mean Wage	Median Wage	Lowest Wage	Highest Wage
RAHR CORPORATION, 800 WEST FIRST AVENUE, SHAKOPEE, MN (https://www.google.com/maps/place/800%20WEST%20FIRST%20AVENUE,SHAKOPEE,MN)	Graph	2	\$90,563.00	\$72,862.00	\$72,862.00	\$108,264.00
Totals	Graph	2	\$90,563.00	\$72,862.00	\$72,862.00	\$108,264.00

Employer Name/Worksite Address	Graph	Count	Mean Wage	Median Wage	Lowest Wage	Highest Wage
RAHR CORPORATION, 800 WEST FIRST AVE, SHAKOPEE, MN (https://www.google.com/maps/place/800%20WEST%20FIRST%20AVE,SHAKOPEE,MN)	Graph	1	\$72,862.00	\$72,862.00	\$72,862.00	\$72,862.00
RAHR CORPORATION, 800 WEST FIRST AVENUE, SHAKOPEE, MN (https://www.google.com/maps/place/800%20WEST%20FIRST%20AVENUE,SHAKOPEE,MN)	Graph	1	\$108,264.00	\$108,264.00	\$108,264.00	\$108,264.00
Totals	Graph	2	\$90,563.00	\$72,862.00	\$72,862.00	\$108,264.00

Latitude: 44.799109 Longitude: -93.522546

Employer Name/Worksite Address	Graph	Count	Mean Wage	Median Wage	Lowest Wage	Highest Wage
COVETUS, LLC, 102 FIRST AVENUE EAST, SHAKOPEE, MN (https://www.google.com/maps/place/102%20FIRST%20AVENUE%20EAST,SHAKOPEE,MN)	Graph	2	\$65,000.00	\$65,000.00	\$65,000.00	\$65,000.00
Totals	Graph	2	\$65,000.00	\$65,000.00	\$65,000.00	\$65,000.00

Latitude: 44.802065 Longitude: -93.3623

Employer Name/Worksite Address	Graph	Count	Mean Wage	Median Wage	Lowest Wage	Highest Wage
TATA CONSULTANCY SERVICES LIMITED, 6201 WEST 111TH STREET, BLOOMINGTON, MN (https://www.google.com/maps/place/6201%20WEST%20111TH%20STREET,BLOOMINGTON,MN)	Graph	1	\$64,522.00	\$64,522.00	\$64,522.00	\$64,522.00
Totals	Graph	1	\$64,522.00	\$64,522.00	\$64,522.00	\$64,522.00

Latitude: 44.803178 Longitude: -93.368778

Employer Name/Employer Address	Graph	Count	Mean Wage	Median Wage	Lowest Wage	Highest Wage
BRAUN INTERTEC CORPORATION, 11001 HAMPSHIRE AVENUE S, MINNEAPOLIS, MN (https://www.google.com/maps/place/11001%20HAMPSHIRE%20AVENUE%20S,MINNEAPOLIS,MN)	Graph	1	\$120,598.00	\$120,598.00	\$120,598.00	\$120,598.00

Employer Name/Employer Address	Graph	Count	Mean Wage	Median Wage	Lowest Wage	Highest Wage
Totals	Graph	1	\$120,598.00	\$120,598.00	\$120,598.00	\$120,598.00

Employer Name/Worksite Address	Graph	Count	Mean Wage	Median Wage	Lowest Wage	Highest Wage
BRAUN INTERTEC CORPORATION, 11001 HAMPSHIRE AVE S, MINNEAPOLIS, MN (https://www.google.com/maps/place/11001%20HAMPSHIRE%20AVE%20S,MINNEAPOLIS,MN)	Graph	1	\$120,598.00	\$120,598.00	\$120,598.00	\$120,598.00
Totals	Graph	1	\$120,598.00	\$120,598.00	\$120,598.00	\$120,598.00

Latitude: 44.804021 Longitude: -93.603494

Employer Name/Employer Address	Graph	Count	Mean Wage	Median Wage	Lowest Wage	Highest Wage
BHATTI GI CONSULTANTS, PA, 1457 WHITE OAK DR., CHASKA, MN (https://www.google.com/maps/place/1457%20WHITE%20OAK%20DR.,CHASKA,MN)	Graph	1	\$47,500.00	\$47,500.00	\$47,500.00	\$47,500.00
Totals	Graph	1	\$47,500.00	\$47,500.00	\$47,500.00	\$47,500.00

Employer Name/Worksite Address	Graph	Count	Mean Wage	Median Wage	Lowest Wage	Highest Wage
BHATTI GI CONSULTANTS, PA, 1457 WHITE OAK DR., CHASKA, MN (https://www.google.com/maps/place/1457%20WHITE%20OAK%20DR.,CHASKA,MN)	Graph	1	\$47,500.00	\$47,500.00	\$47,500.00	\$47,500.00
Totals	Graph	1	\$47,500.00	\$47,500.00	\$47,500.00	\$47,500.00

Latitude: 44.804658 Longitude: -93.137526

Employer Name/Worksite Address	Graph	Count	Mean Wage	Median Wage	Lowest Wage	Highest Wage
IDEXCEL, INC., 1500 TOWERVIEW RD, EAGAN, MN (https://www.google.com/maps/place/1500%20TOWERVIEW%20RD,EAGAN,MN)	Graph	1	\$65,000.00	\$65,000.00	\$65,000.00	\$65,000.00
INDEPENDENT SCHOOL DISTRICT 196, EAGAN HIGH SCHOOL, EAGAN, MN (https://www.google.com/maps/place/EAGAN%20HIGH%20SCHOOL,EAGAN,MN)	Graph	1	\$42,206.00	\$42,206.00	\$42,206.00	\$42,206.00
LARSEN & TOUBRO INFOTECH LIMITED, 385 WASHINGTON STREET, SAINT PAUL&NBSP;, MN (https://www.google.com/maps/place/385%20WASHINGTON%20STREET,SAINT%20PAUL%26NBSP;,MN)	Graph	1	\$90,000.00	\$90,000.00	\$90,000.00	\$90,000.00
PROMENITE LLC, ANTHEM INC., EAGAN, MN (https://www.google.com/maps/place/ANTHEM%20INC.,EAGAN,MN)	Graph	1	\$66,000.00	\$66,000.00	\$66,000.00	\$66,000.00
RAYVEN IT SOLUTIONS LLC, 815 NORTHWEST PARKWAY, EAGAN, MN (https://www.google.com/maps/place/815%20NORTHWEST%20PARKWAY,EAGAN,MN)	Graph	1	\$65,707.00	\$65,707.00	\$65,707.00	\$65,707.00
VEDICSOFT SOLUTIONS LLC, THOMSON REUTERS, ST PAUL, MN (https://www.google.com/maps/place/THOMSON%20REUTERS,ST%20PAUL,MN)	Graph	1	\$90,813.00	\$90,813.00	\$90,813.00	\$90,813.00
VEDICSOFT SOLUTIONS LLC, THOMSON REUTERS, EAGAN, MN (https://www.google.com/maps/place/THOMSON%20REUTERS,EAGAN,MN)	Graph	2	\$90,813.00	\$90,813.00	\$90,813.00	\$90,813.00
Totals	Graph	8	\$75,169.00	\$66,000.00	\$42,206.00	\$90,813.00

Latitude: 44.80468 Longitude: -93.197683

Employer Name/Worksite Address	Graph	Count	Mean Wage	Median Wage	Lowest Wage
GSS INFOTECH CT, INC., BCBS BUILDING AT 3535 BLUE CROSS RD, EAGAN, MN (https://www.google.com/maps/place/BCBS%20BUILDING%20AT%203535%20BLUE%20CROSS%20RD,EAGAN,MN)	Graph	1	\$68,557.00	\$68,557.00	\$68,557.00
INFOMINDS, LLC., 1500 TOWERVIEW ROAD, EAGAN, MN (https://www.google.com/maps/place/1500%20TOWERVIEW%20ROAD,EAGAN,MN)	Graph	1	\$108,264.00	\$108,264.00	\$108,264.00
MEDTRONIC, INC., 8200 CORAL SEA STREET N.E., MOUNDS VIEW, MN (https://www.google.com/maps/place/8200%20CORAL%20SEA%20STREET%20N.E.,MOUNDS%20VIEW,MN)	Graph	1	\$120,800.00	\$120,800.00	\$120,800.00
RANDSTAD TECHNOLOGIES, LLC, 4100 HAMLINE AVENUE, NORTH ARDEN HILLS, MN (https://www.google.com/maps/place/4100%20HAMLINE%20AVENUE,NORTH%20ARDEN%20HILLS,MN)	Graph	1	\$120,000.00	\$120,000.00	\$120,000.00

Employer Name/Worksite Address	Graph	Count	Mean Wage	Median Wage	Lowest Wage
Totals	Graph	4	\$104,405.25	\$108,264.00	\$68,557.00

Latitude: 44.805454 Longitude: -93.368601

Employer Name/Employer Address	Graph	Count	Mean Wage	Median Wage	Lowest Wage	Highest Wage
MATRIXCARE, 10900 HAMPSHIRE AVE SOUTH, BLOOMINGTON, MN (https://www.google.com/maps/place/10900%20HAMPSHIRE%20AVE%20SOUTH,BLOOMINGTON,MN)	Graph	1	\$80,000.00	\$80,000.00	\$80,000.00	\$80,000.00
MATRIXCARE, INC., 10900 HAMPSHIRE AVE. SOUTH, BLOOMINGTON, MN (https://www.google.com/maps/place/10900%20HAMPSHIRE%20AVE.%20SOUTH,BLOOMINGTON,MN)	Graph	3	\$71,539.33	\$69,282.00	\$50,336.00	\$95,000.00
MATRIXCARE, INC., 10900 HAMPSHIRE AVE SOUTH, BLOOMINGTON, MN (https://www.google.com/maps/place/10900%20HAMPSHIRE%20AVE%20SOUTH,BLOOMINGTON,MN)	Graph	6	\$82,194.33	\$67,000.00	\$64,501.00	\$106,000.00
Totals	Graph	10	\$78,778.40	\$69,282.00	\$50,336.00	\$106,000.00

Employer Name/Worksite Address	Graph	Count	Mean Wage	Median Wage	Lowest Wage	Highest Wage
ITCOMMENCE INC, 10900 HAMPSHIRE AVENUE SOUTH, BLOOMINGTON, MN (https://www.google.com/maps/place/10900%20HAMPSHIRE%20AVENUE%20SOUTH,BLOOMINGTON,MN)	Graph	1	\$69,000.00	\$69,000.00	\$69,000.00	\$69,000.00
MATRIXCARE, INC., 10900 HAMPSHIRE AVE. SOUTH, BLOOMINGTON, MN (https://www.google.com/maps/place/10900%20HAMPSHIRE%20AVE.%20SOUTH,BLOOMINGTON,MN)	Graph	1	\$106,000.00	\$106,000.00	\$106,000.00	\$106,000.00
MATRIXCARE, INC., 10900 HAMPSHIRE AVE., SOUTH, BLOOMINGTON, MN (https://www.google.com/maps/place/10900%20HAMPSHIRE%20AVE.,%20SOUTH,BLOOMINGTON,MN)	Graph	1	\$50,336.00	\$50,336.00	\$50,336.00	\$50,336.00
MATRIXCARE, INC., 10900 HAMPSHIRE AVE SOUTH, BLOOMINGTON, MN (https://www.google.com/maps/place/10900%20HAMPSHIRE%20AVE%20SOUTH,BLOOMINGTON,MN)	Graph	8	\$78,931.00	\$69,282.00	\$64,501.00	\$103,500.00
Totals	Graph	11	\$77,889.45	\$69,282.00	\$50,336.00	\$106,000.00

Latitude: 44.805761 Longitude: -92.936321

Employer Name/Worksite Address	Graph	Count	Mean Wage	Median Wage	Lowest Wage	Highest Wage
CAPGEMINI AMERICA INC, 9900 JAMAICA AVE S, COTTAGE GROVE, MN (https://www.google.com/maps/place/9900%20JAMAICA%20AVE%20S,COTTAGE%20GROVE,MN)	Graph	5	\$70,100.00	\$70,100.00	\$70,100.00	\$70,100.00
Totals	Graph	5	\$70,100.00	\$70,100.00	\$70,100.00	\$70,100.00

Latitude: 44.80714 Longitude: -93.373715

Employer Name/Worksite Address	Graph	Count	Mean Wage	Median Wage	Lowest Wage	Highest Wage
ENTEGRIS, INC., 10851 LOUISIANA AVENUE SOUTH, BLOOMINGTON, MN (https://www.google.com/maps/place/10851%20LOUISIANA%20AVENUE%20SOUTH,BLOOMINGTON,MN)	Graph	1	\$54,000.00	\$54,000.00	\$54,000.00	\$54,000.00
Totals	Graph	1	\$54,000.00	\$54,000.00	\$54,000.00	\$54,000.00

Latitude: 44.807277 Longitude: -93.358365

Employer Name/Worksite Address	Graph	Count	Mean Wage	Median Wage	Lowest Wage	Highest Wage
VEROTECH SOLUTIONS,LLC, 10801 NESBITT AVE S, BLOOMINGTON, MN (https://www.google.com/maps/place/10801%20NESBITT%20AVE%20S,BLOOMINGTON,MN)	Graph	2	\$83,200.00	\$83,200.00	\$83,200.00	\$83,200.00
Totals	Graph	2	\$83,200.00	\$83,200.00	\$83,200.00	\$83,200.00

Latitude: 44.807709 Longitude: -93.356048

Employer Name/Worksite Address	Graph	Count	Mean Wage	Median Wage	Lowest Wage	Highest Wage
SENSATA TECHNOLOGIES, INC., 5775 W. OLD SHAKOPEE ROAD, BLOOMINGTON, MN (https://www.google.com/maps/place/5775%20W.%20OLD%20SHAKOPEE%20ROAD,BLOOMINGTON,MN)	Graph	1	\$76,000.08	\$76,000.08	\$76,000.08	\$76,000.08
SENSATA TECHNOLOGIES, INC., 5775 WEST OLD SHAKOPEE ROAD, BLOOMINGTON, MN (https://www.google.com/maps/place/5775%20WEST%20OLD%20SHAKOPEE%20ROAD,BLOOMINGTON,MN)	Graph	1	\$120,000.00	\$120,000.00	\$120,000.00	\$120,000.00
Totals	Graph	2	\$98,000.04	\$76,000.08	\$76,000.08	\$120,000.00

Latitude: 44.808897 Longitude: -93.143381

Employer Name/Worksite Address	Graph	Count	Mean Wage	Median Wage	Lowest Wage	Highest Wage
NATSOFT CORPORATION, 4028 NORTHVIEW TERRACE, EAGAN, MN (https://www.google.com/maps/place/4028%20NORTHVIEW%20TERRACE,EAGAN,MN)	Graph	2	\$78,000.00	\$78,000.00	\$78,000.00	\$78,000.00
Totals	Graph	2	\$78,000.00	\$78,000.00	\$78,000.00	\$78,000.00

Latitude: 44.809789 Longitude: -93.288726

Employer Name/Employer Address	Graph	Count	Mean Wage	Median Wage	Lowest Wage	Highest Wage
INFRASTRUCTURE RESOURCES LLC, 10740 LYNDALE AVENUE SOUTH, BLOOMINGTON, MN (https://www.google.com/maps/place/10740%20LYNDALE%20AVENUE%20SOUTH,BLOOMINGTON,MN)	Graph	1	\$40,000.00	\$40,000.00	\$40,000.00	\$40,000.00
Totals	Graph	1	\$40,000.00	\$40,000.00	\$40,000.00	\$40,000.00

Employer Name/Worksite Address	Graph	Count	Mean Wage	Median Wage	Lowest Wage	Highest Wage
INFRASTRUCTURE RESOURCES LLC, 10740 LYNDALE AVENUE SOUTH, BLOOMINGTON, MN (https://www.google.com/maps/place/10740%20LYNDALE%20AVENUE%20SOUTH,BLOOMINGTON,MN)	Graph	1	\$40,000.00	\$40,000.00	\$40,000.00	\$40,000.00
Totals	Graph	1	\$40,000.00	\$40,000.00	\$40,000.00	\$40,000.00

Latitude: 44.811086 Longitude: -93.636678

Employer Name/Worksite Address	Graph	Count	Mean Wage	Median Wage	Lowest Wage	Highest Wage
EMETEORS INC, 2132 WATER TOWER PLACE, CHASKA, MN (https://www.google.com/maps/place/2132%20WATER%20TOWER%20PLACE,CHASKA,MN)	Graph	1	\$61,000.00	\$61,000.00	\$61,000.00	\$61,000.00
L&T TECHNOLOGY SERVICES LIMITED, BECKMAN COULTER INC, CHASKA, MN (https://www.google.com/maps/place/BECKMAN%20COULTER%20INC,CHASKA,MN)	Graph	1	\$77,000.00	\$77,000.00	\$77,000.00	\$77,000.00
TATA CONSULTANCY SERVICES LIMITED, 2932 WATER TOWER PLAZA, CHASKA, MN (https://www.google.com/maps/place/2932%20WATER%20TOWER%20PLAZA,CHASKA,MN)	Graph	1	\$60,700.00	\$60,700.00	\$60,700.00	\$60,700.00
L&T TECHNOLOGY SERVICES LIMITED, BECKMAN COULTER INC., CHASKA, MN (https://www.google.com/maps/place/BECKMAN%20COULTER%20INC.,CHASKA,MN)	Graph	6	\$62,147.17	\$60,000.00	\$60,000.00	\$67,883.00
Totals	Graph	9	\$63,509.22	\$60,700.00	\$60,000.00	\$77,000.00

Latitude: 44.813621 Longitude: -93.366725

Employer Name/Employer Address	Graph	Count	Mean Wage	Median Wage	Lowest Wage	Highest Wage
QUALITY BICYCLE PRODUCTS, INC., 6400 WEST 105TH ST., BLOOMINGTON, MN (https://www.google.com/maps/place/6400%20WEST%20105TH%20ST.,BLOOMINGTON,MN)	Graph	1	\$94,300.00	\$94,300.00	\$94,300.00	\$94,300.00
Totals	Graph	1	\$94,300.00	\$94,300.00	\$94,300.00	\$94,300.00

Employer Name/Worksite Address	Graph	Count	Mean Wage	Median Wage	Lowest Wage	Highest Wage
--------------------------------	-------	-------	-----------	-------------	-------------	--------------

Employer Name/Worksite Address	Graph	Count	Mean Wage	Median Wage	Lowest Wage	Highest Wage
QUALITY BICYCLE PRODUCTS, INC., 6400 WEST 105TH STREET, BLOOMINGTON, MN (https://www.google.com/maps/place/6400%20WEST%20105TH%20STREET,BLOOMINGTON,MN)	Graph	1	\$94,300.00	\$94,300.00	\$94,300.00	\$94,300.00
Totals	Graph	1	\$94,300.00	\$94,300.00	\$94,300.00	\$94,300.00

Latitude: 44.814283 Longitude: -93.211748

Employer Name/Worksite Address	Graph	Count	Mean Wage	Median Wage	Lowest Wage	Highest Wage
HCL GLOBAL SYSTEMS INC, 2114 CEDAR GROVE TRAIL, EAGAN, MN (https://www.google.com/maps/place/2114%20CEDAR%20GROVE%20TRAIL,EAGAN,MN)	Graph	1	\$93,080.00	\$93,080.00	\$93,080.00	\$93,080.00
Totals	Graph	1	\$93,080.00	\$93,080.00	\$93,080.00	\$93,080.00

Latitude: 44.816651 Longitude: -93.201893

Employer Name/Employer Address	Graph	Count	Mean Wage	Median Wage	Lowest Wage	Highest Wage
PERCEPTIVE SOLUTIONS INC, 3868 DOLOMITE DRIVE, EAGAN, MN (https://www.google.com/maps/place/3868%20DOLOMITE%20DRIVE,EAGAN,MN)	Graph	1	\$85,000.00	\$85,000.00	\$85,000.00	\$85,000.00
Totals	Graph	1	\$85,000.00	\$85,000.00	\$85,000.00	\$85,000.00

Employer Name/Worksite Address	Graph	Count	Mean Wage	Median Wage	Lowest Wage	Highest Wage
PERCEPTIVE SOLUTIONS INC, 3868 DOLOMITE DRIVE, EAGAN, MN (https://www.google.com/maps/place/3868%20DOLOMITE%20DRIVE,EAGAN,MN)	Graph	1	\$85,000.00	\$85,000.00	\$85,000.00	\$85,000.00
Totals	Graph	1	\$85,000.00	\$85,000.00	\$85,000.00	\$85,000.00

Latitude: 44.816725 Longitude: -93.142768

Employer Name/Worksite Address	Graph	Count	Mean Wage	Median Wage	Lowest Wage	Highest Wage
AGFA CORPORATION, 1050 SAVANNAH RD, EAGAN, MN (https://www.google.com/maps/place/1050%20SAVANNAH%20RD,EAGAN,MN)	Graph	1	\$68,250.00	\$68,250.00	\$68,250.00	\$68,250.00
Totals	Graph	1	\$68,250.00	\$68,250.00	\$68,250.00	\$68,250.00

Latitude: 44.818313 Longitude: -93.073618

Employer Name/Worksite Address	Graph	Count	Mean Wage	Median Wage	Lowest Wage	Highest Wage
DATA-CORE SYSTEMS, INC, CHS, INVER GROVE HEIGHTS, MN (https://www.google.com/maps/place/CHS,INVER%20GROVE%20HEIGHTS,MN)	Graph	1	\$69,000.00	\$69,000.00	\$69,000.00	\$69,000.00
Totals	Graph	1	\$69,000.00	\$69,000.00	\$69,000.00	\$69,000.00

Latitude: 44.821148 Longitude: -93.462184

Employer Name/Worksite Address	Graph	Count	Mean Wage	Median Wage	Lowest Wage	Highest Wage
APPSOFT SOLUTIONS INC, 14900 CHARLSON ROAD, EDEN PRAIRIE, MN (https://www.google.com/maps/place/14900%20CHARLSON%20ROAD,EDEN%20PRAIRIE,MN)	Graph	1	\$78,000.00	\$78,000.00	\$78,000.00	\$78,000.00
APPSOFT SOLUTIONS INC, 14900 CHARLSON ROAD, EDEN PRARIE, MN (https://www.google.com/maps/place/14900%20CHARLSON%20ROAD,EDEN%20PRARIE,MN)	Graph	1	\$78,000.00	\$78,000.00	\$78,000.00	\$78,000.00
Totals	Graph	2	\$78,000.00	\$78,000.00	\$78,000.00	\$78,000.00

Latitude: 44.822408 Longitude: -93.475793

Employer Name/Worksite Address	Graph	Count	Mean Wage	Median Wage	Lowest Wage	Highest Wage
POPULUS GROUP LLC, 9982 INDIGO DRIVE, EDEN PRAIRIE, MN (https://www.google.com/maps/place/9982%20INDIGO%20DRIVE,EDEN%20PRAIRIE,MN)	Graph	1	\$228,800.00	\$228,800.00	\$228,800.00	\$228,800.00
Totals	Graph	1	\$228,800.00	\$228,800.00	\$228,800.00	\$228,800.00

Latitude: 44.822412 Longitude: -93.474493

Employer Name/Worksite Address	Graph	Count	Mean Wage	Median Wage	Lowest Wage	Highest Wage
TE CONNECTIVITY CORPORATION, 15590 CRAB APPLE LANE, EDEN PRAIRIE, MN (https://www.google.com/maps/place/15590%20CRAB%20APPLE%20LANE,EDEN%20PRAIRIE,MN)	Graph	1	\$105,000.00	\$105,000.00	\$105,000.00	\$105,000.00
Totals	Graph	1	\$105,000.00	\$105,000.00	\$105,000.00	\$105,000.00

Latitude: 44.823283 Longitude: -93.349333

Employer Name/Worksite Address	Graph	Count	Mean Wage	Median Wage	Lowest Wage
GLOBAL TECHNICAL TALENT, INC., 8000 NORMAN CENTER DRIVE, MINNEAPOLIS, MN (https://www.google.com/maps/place/8000%20NORMAN%20CENTER%20DRIVE,MINNEAPOLIS,MN)	Graph	1	\$104,000.00	\$104,000.00	\$104,000.00
SLK AMERICA INC., 8000 NORMAN CENTER DR, BLOOMINGTON, MN (https://www.google.com/maps/place/8000%20NORMAN%20CENTER%20DR,BLOOMINGTON,MN)	Graph	1	\$72,303.00	\$72,303.00	\$72,303.00
ORACLE FINANCIAL SERVICES SOFTWARE, INC., 8000 NORMAN CENTER DRIVE, BLOOMINGTON, MN (https://www.google.com/maps/place/8000%20NORMAN%20CENTER%20DRIVE,BLOOMINGTON,MN)	Graph	2	\$113,536.50	\$108,367.00	\$108,367.00
ORACLE AMERICA, INC, 8000 NORMAN CENTER DRIVE, SUITE 700, BLOOMINGTON, MN (https://www.google.com/maps/place/8000%20NORMAN%20CENTER%20DRIVE,%20SUITE%20700,BLOOMINGTON,MN)	Graph	11	\$105,590.64	\$101,907.00	\$101,907.00
Totals	Graph	15	\$104,324.87	\$101,907.00	\$72,303.00

Latitude: 44.824576 Longitude: -93.345245

Employer Name/Worksite Address	Graph	Count	Mean Wage	Median Wage	Lowest Wage
APPRIDAT SOLUTIONS, LLC, TCS, BLOOMINGTON, MN (https://www.google.com/maps/place/TCS,BLOOMINGTON,MN)	Graph	1	\$71,345.00	\$71,345.00	\$71,345.00
COGNIZANT TECHNOLOGY SOLUTIONS U.S. CORPORATION, 8300 NORMAN CENTER DRIVE 800, BLOOMINGTON, MN (https://www.google.com/maps/place/8300%20NORMAN%20CENTER%20DRIVE%20800,BLOOMINGTON,MN)	Graph	1	\$65,874.00	\$65,874.00	\$65,874.00
COVANT SOLUTIONS INC, 7601 PENN AVE S, MINNEAPOLIS, MN (https://www.google.com/maps/place/7601%20PENN%20AVE%20S,MINNEAPOLIS,MN)	Graph	1	\$69,805.00	\$69,805.00	\$69,805.00
NEXEON INTERNATIONAL CORPORATION, 8200 TOWER NORMAN LAKE BLVD, BLOOMINGTON, MN (https://www.google.com/maps/place/8200%20TOWER%20NORMANLAKE%20BLVD,BLOOMINGTON,MN)	Graph	1	\$63,000.00	\$63,000.00	\$63,000.00
PROJECT PORSCHE HOLDING CORPORATION, 5600 WEST 83RD STREET, BLOOMINGTON, MN (https://www.google.com/maps/place/5600%20WEST%2083RD%20STREET,BLOOMINGTON,MN)	Graph	1	\$85,312.80	\$85,312.80	\$85,312.80
ROYAL TECHNOCRATS, INC., 8200 TOWER-NORMAN LAKE OFFICE PARK, BLOOMINGTON, MN (https://www.google.com/maps/place/8200%20TOWER-NORMANLAKE%20OFFICE%20PARK,BLOOMINGTON,MN)	Graph	1	\$110,000.00	\$110,000.00	\$110,000.00
SOGETI USA LLC, 8200 TOWER SUITE 1100, BLOOMINGTON, MN (https://www.google.com/maps/place/8200%20TOWER%20SUITE%201100,BLOOMINGTON,MN)	Graph	1	\$66,000.00	\$66,000.00	\$66,000.00
STRATEGIC RESOURCES INTERNATIONAL, INC., CVS HEALTH, BLOOMINGTON, MN (https://www.google.com/maps/place/CVS%20HEALTH,BLOOMINGTON,MN)	Graph	1	\$57,000.00	\$57,000.00	\$57,000.00
SHAHZAD & CO LLC, EPIC INFOTECH CONSULTING GROUP, BLOOMINGTON, MN (https://www.google.com/maps/place/EPIC%20INFOTECH%20CONSULTING%20GROUP,BLOOMINGTON,MN)	Graph	2	\$90,000.00	\$90,000.00	\$90,000.00
SPARTA CONSULTING INC., FPX, BLOOMINGTON, MN (https://www.google.com/maps/place/FPX,BLOOMINGTON,MN)	Graph	2	\$81,000.00	\$75,000.00	\$75,000.00
NCS PEARSON, INC., NCS PEARSON, INC., BLOOMINGTON, MN (https://www.google.com/maps/place/NCS%20PEARSON,%20INC.,BLOOMINGTON,MN)	Graph	10	\$98,920.50	\$91,069.00	\$77,000.00
Totals	Graph	22	\$87,251.90	\$87,000.00	\$57,000.00

Latitude: 44.824957 Longitude: -93.378198

Employer Name/Worksite Address	Graph	Count	Mean Wage	Median Wage
CONGENSYS CORP, 8400 NORMANDALE LAKE BLVD, BLOOMINGTON, MN (https://www.google.com/maps/place/8400%20NORMANDALE%20LAKE%20BLVD,BLOOMINGTON,MN)	Graph	1	\$62,000.00	\$62,000.00
L&T TECHNOLOGY SERVICES LIMITED, DETECTOR ELECTRONICS CORPORATION, MINNEAPOLIS, MN (https://www.google.com/maps/place/DETECTOR%20ELECTRONICS%20CORPORATION,MINNEAPOLIS,MN)	Graph	1	\$90,000.00	\$90,000.00
SICK PRODUCT & COMPETENCE CENTER AMERICAS, LLC, SICK PRODUCT & COMPETENCE CENTER AMERICAS, LLC, MINNEAPOLIS, MN (https://www.google.com/maps/place/SICK%20PRODUCT%20%26%20COMPETENCE%20CENTER%20AMERICAS,%20LLC,MINNEAPOLIS,MN)	Graph	1	\$95,000.00	\$95,000.00
HEADSTREAM INC, DIGI-KEY ELECTRONICS, BLOOMINGTON, MN (https://www.google.com/maps/place/DIGI-KEY%20ELECTRONICS,BLOOMINGTON,MN)	Graph	2	\$95,000.00	\$95,000.00
L&T TECHNOLOGY SERVICES LIMITED, DETECTOR ELECTRONICS CORPORATION, MINNEAPOLIS, MN (https://www.google.com/maps/place/DETECTOR%20ELECTRONICS%20CORPORATION,MINNEAPOLIS,MN)	Graph	2	\$70,325.00	\$62,000.00
Totals	Graph	7	\$82,521.43	\$90,000.00

Latitude: 44.826082 Longitude: -93.312423

Employer Name/Worksite Address	Graph	Count	Mean Wage	Median Wage
QUETICA, LLC, QUETICA, 3800 AMERICAN BLVD WEST, SUITE 1500, BLOOMINGTON, MN (https://www.google.com/maps/place/QUETICA,%203800%20AMERICAN%20BLVD%20WEST,%20SUITE%201500,BLOOMINGTON,MN)	Graph	1	\$68,000.00	\$68,000.00
DELOITTE CONSULTING LLP, 94TH STREET, MINNEAPOLIS, MN (https://www.google.com/maps/place/94TH%20STREET,MINNEAPOLIS,MN)	Graph	15	\$83,000.00	\$83,000.00
Totals	Graph	16	\$82,062.50	\$83,000.00

Latitude: 44.826315 Longitude: -93.643698

Employer Name/Employer Address	Graph	Count	Mean Wage	Median Wage	Lowest Wage	Highest Wage
SMART NRI REALTY LLC, 3135 MULLIGAN LANE, CHASKA, MN (https://www.google.com/maps/place/3135%20MULLIGAN%20LANE,CHASKA,MN)	Graph	1	\$72,862.00	\$72,862.00	\$72,862.00	\$72,862.00
Totals	Graph	1	\$72,862.00	\$72,862.00	\$72,862.00	\$72,862.00

Employer Name/Worksite Address	Graph	Count	Mean Wage	Median Wage	Lowest Wage	Highest Wage
SMART NRI REALTY LLC, 3135 MULLIGAN LANE, CHASKA, MN (https://www.google.com/maps/place/3135%20MULLIGAN%20LANE,CHASKA,MN)	Graph	1	\$72,862.00	\$72,862.00	\$72,862.00	\$72,862.00
Totals	Graph	1	\$72,862.00	\$72,862.00	\$72,862.00	\$72,862.00

Latitude: 44.826857 Longitude: -93.194015

Employer Name/Worksite Address	Graph	Count	Mean Wage	Median Wage	Lowest Wage	Highest Wage
IBM INDIA PRIVATE LIMITED, 35353 BLUE CROSS ROAD, SAINT PAUL, MN (https://www.google.com/maps/place/35353%20BLUE%20CROSS%20ROAD,SAINT%20PAUL,MN)	Graph	1	\$68,557.00	\$68,557.00	\$68,557.00	\$68,557.00
Totals	Graph	1	\$68,557.00	\$68,557.00	\$68,557.00	\$68,557.00

Latitude: 44.827156 Longitude: -93.140906

Employer Name/Employer Address	Graph	Count	Mean Wage	Median Wage	Lowest Wage	Highest Wage
TECHVISION CO, 3571 SPRINGWOOD PATH, EAGAN, MN (https://www.google.com/maps/place/3571%20SPRINGWOOD%20PATH,EAGAN,MN)	Graph	13	\$67,961.54	\$70,000.00	\$60,000.00	\$80,000.00
Totals	Graph	13	\$67,961.54	\$70,000.00	\$60,000.00	\$80,000.00

Employer Name/Worksite Address	Graph	Count	Mean Wage	Median Wage	Lowest Wage	Highest Wage
TECHVISION CO, 3571 SPRINGWOOD PATH, EAGAN, MN (https://www.google.com/maps/place/3571%20SPRINGWOOD%20PATH,EAGAN,MN)	Graph	6	\$65,116.67	\$65,000.00	\$60,000.00	\$70,000.00
Totals	Graph	6	\$65,116.67	\$65,000.00	\$60,000.00	\$70,000.00

Latitude: 44.827887 Longitude: -93.1135

Employer Name/Employer Address	Graph	Count	Mean Wage	Median Wage	Lowest Wage	Highest Wage
THOMSON REUTERS APPLICATIONS INC., 610 OPPERMAN DRIVE, EAGAN, MN (https://www.google.com/maps/place/610%20OPPERMAN%20DRIVE,EAGAN,MN)	Graph	2	\$132,150.50	\$114,441.00	\$114,441.00	\$149,860.00
WEST PUBLISHING CORPORATION, 610 OPPERMAN DRIVE, EAGAN, MN (https://www.google.com/maps/place/610%20OPPERMAN%20DRIVE,EAGAN,MN)	Graph	30	\$92,530.59	\$87,465.00	\$53,000.00	\$125,000.00
Totals	Graph	32	\$95,006.83	\$87,500.00	\$53,000.00	\$149,860.00

Employer Name/Worksite Address	Graph	Count	Mean Wage	Median Wage	Lowest Wage	Highest Wage
AAA GLOBAL TECHNOLOGIES LLC, 610 OPPERMANN DRIVE, EAGAN, MN (https://www.google.com/maps/place/610%20OPPERMANN%20DRIVE,EAGAN,MN)	Graph	1	\$70,000.00	\$70,000.00	\$70,000.00	\$70,000.00
LEAD IT CORPORATION, 610 OPPERMAN DRIVE, ST PAUL, MN (https://www.google.com/maps/place/610%20OPPERMAN%20DRIVE,ST%20PAUL,MN)	Graph	1	\$78,624.00	\$78,624.00	\$78,624.00	\$78,624.00
TATA CONSULTANCY SERVICES LIMITED, 610 OPPERMAN DRIVE, MINNEAPOLIS, MN (https://www.google.com/maps/place/610%20OPPERMAN%20DRIVE,MINNEAPOLIS,MN)	Graph	1	\$64,522.00	\$64,522.00	\$64,522.00	\$64,522.00
TECH MAHINDRA (AMERICAS),INC., 610 OPPERMAN DRIVE, CD, MN (https://www.google.com/maps/place/610%20OPPERMAN%20DRIVE,CD,MN)	Graph	1	\$68,557.00	\$68,557.00	\$68,557.00	\$68,557.00
THOMSON REUTERS (GRC) INC., 610 OPPERMAN DR., EAGAN, MN (https://www.google.com/maps/place/610%20OPPERMAN%20DR.,EAGAN,MN)	Graph	12	\$88,527.67	\$93,080.00	\$68,800.00	\$118,852.00
E-BUSINESS INTERNATIONAL INC., 610 OPPERMAN DR, EAGAN, MN (https://www.google.com/maps/place/610%20OPPERMAN%20DR,EAGAN,MN)	Graph	14	\$75,326.21	\$73,424.00	\$60,000.00	\$95,160.00
JNIT TECHNOLOGIES, 610 OPPERMAN DRIVE, SAINT PAUL, MN (https://www.google.com/maps/place/610%20OPPERMAN%20DRIVE,SAINT%20PAUL,MN)	Graph	18	\$80,447.61	\$83,000.00	\$62,500.00	\$83,000.00
TATA CONSULTANCY SERVICES LIMITED, 610 OPPERMAN DR, SAINT PAUL, MN (https://www.google.com/maps/place/610%20OPPERMAN%20DR,SAINT%20PAUL,MN)	Graph	47	\$63,923.87	\$64,522.00	\$60,700.00	\$69,576.00
VISUAL CONSULTANTS, INC., 610 OPPERMAN DRIVE, EAGAN, MN (https://www.google.com/maps/place/610%20OPPERMAN%20DRIVE,EAGAN,MN)	Graph	156	\$81,825.21	\$77,917.00	\$53,000.00	\$149,860.00
Totals	Graph	251	\$78,150.65	\$76,911.00	\$53,000.00	\$149,860.00

Latitude: 44.82901 Longitude: -93.19165

Employer Name/Employer Address	Graph	Count	Mean Wage	Median Wage	Lowest Wage	Highest Wage
BLUE CROSS BLUE SHIELD OF MINNESOTA, 3535 BLUE CROSS ROAD, EAGAN, MN (https://www.google.com/maps/place/3535%20BLUE%20CROSS%20ROAD,EAGAN,MN)	Graph	7	\$84,332.14	\$91,021.00	\$64,501.00	\$93,995.00
Totals	Graph	7	\$84,332.14	\$91,021.00	\$64,501.00	\$93,995.00

Employer Name/Worksite Address	Graph	Count	Mean Wage	Median Wage	Lowest Wage	Highest Wage
EPCOT TECHNOLOGIES INC., 3535 BLUE CROSS RD, EAGAN, MN (https://www.google.com/maps/place/3535%20BLUE%20CROSS%20RD,EAGAN,MN)	Graph	3	\$76,666.67	\$75,000.00	\$75,000.00	\$80,000.00
BLUE CROSS BLUE SHIELD OF MINNESOTA, 3535 BLUE CROSS ROAD, EAGAN, MN (https://www.google.com/maps/place/3535%20BLUE%20CROSS%20ROAD,EAGAN,MN)	Graph	7	\$78,365.57	\$76,648.00	\$64,501.00	\$93,995.00
IBM INDIA PRIVATE LIMITED, 3535 BLUE CROSS ROAD, SAINT PAUL, MN (https://www.google.com/maps/place/3535%20BLUE%20CROSS%20ROAD,SAINT%20PAUL,MN)	Graph	7	\$69,536.43	\$68,557.00	\$68,557.00	\$75,413.00
INFOSYS LIMITED, 3535 BLUE CROSS RD., EAGAN, MN (https://www.google.com/maps/place/3535%20BLUE%20CROSS%20RD.,EAGAN,MN)	Graph	7	\$74,389.43	\$74,710.00	\$65,612.00	\$92,071.00

Employer Name/Worksite Address	Graph	Count	Mean Wage	Median Wage	Lowest Wage	Highest Wage
Totals	Graph	24	\$74,418.33	\$73,263.00	\$64,501.00	\$93,995.00

Latitude: 44.829336 Longitude: -93.466368

Employer Name/Worksite Address	Graph	Count	Mean Wage	Median Wage	Lowest Wage	Highest Wage
INFOSMART TECHNOLOGIES, INC, KROLL, EDEN PRAIRIE, MN (https://www.google.com/maps/place/KROLL,EDEN%20PRAIRIE,MN)	Graph	1	\$77,917.00	\$77,917.00	\$77,917.00	\$77,917.00
SUNRAY INFOSYS INCORPORATION, 13625 TECHNOLOGY DRIVE, EDEN PRAIRIE, MN (https://www.google.com/maps/place/13625%20TECHNOLOGY%20DRIVE,EDEN%20PRAIRIE,MN)	Graph	1	\$64,501.00	\$64,501.00	\$64,501.00	\$64,501.00
Totals	Graph	2	\$71,209.00	\$64,501.00	\$64,501.00	\$77,917.00

Latitude: 44.831178 Longitude: -93.170455

Employer Name/Employer Address	Graph	Count	Mean Wage	Median Wage	Lowest Wage	Highest Wage
POINTWEST TECHNOLOGIES CORP US, 3470 WASHINGTON DRIVE, EAGAN, MN (https://www.google.com/maps/place/3470%20WASHINGTON%20DRIVE,EAGAN,MN)	Graph	5	\$76,602.24	\$79,040.00	\$69,680.00	\$81,411.20
POINTWEST TECHNOLOGIES CORP. US, 3470 WASHINGTON DRIVE, EAGAN, MN (https://www.google.com/maps/place/3470%20WASHINGTON%20DRIVE,EAGAN,MN)	Graph	5	\$72,716.80	\$71,760.00	\$69,680.00	\$78,624.00
POINTWEST TECHNOLOGIES CORP., 3470 WASHINGTON DRIVE, EAGAN, MN (https://www.google.com/maps/place/3470%20WASHINGTON%20DRIVE,EAGAN,MN)	Graph	8	\$71,838.00	\$71,760.00	\$69,680.00	\$78,624.00
Totals	Graph	18	\$73,405.51	\$71,760.00	\$69,680.00	\$81,411.20

Employer Name/Worksite Address	Graph	Count	Mean Wage	Median Wage	Lowest Wage	Highest Wage
POINTWEST TECHNOLOGIES CORP., 3470 WASHINGTON DRIVE, EAGAN, MN (https://www.google.com/maps/place/3470%20WASHINGTON%20DRIVE,EAGAN,MN)	Graph	1	\$78,624.00	\$78,624.00	\$78,624.00	\$78,624.00
Totals	Graph	1	\$78,624.00	\$78,624.00	\$78,624.00	\$78,624.00

Latitude: 44.831438 Longitude: -93.17238

Employer Name/Worksite Address	Graph	Count	Mean Wage	Median Wage	Lowest Wage	Highest Wage
PINNAKL EDGE LLC, 3415 FEDERAL DRIVE, EAGAN, MN (https://www.google.com/maps/place/3415%20FEDERAL%20DRIVE,EAGAN,MN)	Graph	1	\$64,501.00	\$64,501.00	\$64,501.00	\$64,501.00
Totals	Graph	1	\$64,501.00	\$64,501.00	\$64,501.00	\$64,501.00

Latitude: 44.831563 Longitude: -93.422804

Employer Name/Worksite Address	Graph	Count	Mean Wage	Median Wage	Lowest Wage	Highest Wage
CONSULTING PROFESSIONALS, LLC, 9721 EMERSON CT, EDEN PRAIRIE, MN (https://www.google.com/maps/place/9721%20EMERSON%20CT,EDEN%20PRAIRIE,MN)	Graph	1	\$65,666.00	\$65,666.00	\$65,666.00	\$65,666.00
Totals	Graph	1	\$65,666.00	\$65,666.00	\$65,666.00	\$65,666.00

Latitude: 44.831927 Longitude: -93.4568

Employer Name/Worksite Address	Graph	Count	Mean Wage	Median Wage	Lowest Wage	Highest Wage
MARLABS, INC., 14900 CHARLESTON ROAD, EDEN PRAIRIE, MN (https://www.google.com/maps/place/14900%20CHARLESTON%20ROAD,EDEN%20PRAIRIE,MN)	Graph	1	\$68,600.00	\$68,600.00	\$68,600.00	\$68,600.00
Totals	Graph	1	\$68,600.00	\$68,600.00	\$68,600.00	\$68,600.00

Latitude: 44.832913 Longitude: -93.13947

Employer Name/Worksite Address	Graph	Count	Mean Wage	Median Wage	Lowest Wage	Highest Wage
ITELLIGENCE, INC., 3411 CHESTNUT LN, EAGAN, MN (https://www.google.com/maps/place/3411%20CHESTNUT%20LN,EAGAN,MN)	Graph	40	\$104,291.00	\$104,291.00	\$104,291.00	\$104,291.00
Totals	Graph	40	\$104,291.00	\$104,291.00	\$104,291.00	\$104,291.00

Latitude: 44.833539 Longitude: -93.1871

Employer Name/Worksite Address	Graph	Count	Mean Wage	Median Wage	Lowest Wage	Highest Wage
TECHNOSOFT GROUP INC, 1750 YANKEE DOODLE ROAD, EAGAN, MN (https://www.google.com/maps/place/1750%20YANKEE%20DOODLE%20ROAD,EAGAN,MN)	Graph	3	\$76,735.33	\$79,960.00	\$70,000.00	\$80,246.00
MASTECH DIGITAL TECHNOLOGIES, INC., A MASTECH DIGITAL, INC. COMPANY, 1750 YANKEE DOODLE RD, EAGAN, MN (https://www.google.com/maps/place/1750%20YANKEE%20DOODLE%20RD,EAGAN,MN)	Graph	6	\$78,707.20	\$78,707.20	\$78,707.20	\$78,707.20
Totals	Graph	9	\$78,049.91	\$78,707.20	\$70,000.00	\$80,246.00

Latitude: 44.833597 Longitude: -93.297782

Employer Name/Employer Address	Graph	Count	Mean Wage	Median Wage	Lowest Wage	Highest Wage
DONALDSON COMPANY, INC., 1400 WEST 94TH STREET, BLOOMINGTON, MN (https://www.google.com/maps/place/1400%20WEST%2094TH%20STREET,BLOOMINGTON,MN)	Graph	5	\$95,611.00	\$90,500.00	\$87,500.00	\$108,264.00
Totals	Graph	5	\$95,611.00	\$90,500.00	\$87,500.00	\$108,264.00

Employer Name/Worksite Address	Graph	Count	Mean Wage	Median Wage	Lowest Wage	Highest Wage
DONALDSON COMPANY, INC., 1400 WEST 94TH ST., BLOOMINGTON, MN (https://www.google.com/maps/place/1400%20WEST%2094TH%20ST.,BLOOMINGTON,MN)	Graph	5	\$95,611.00	\$90,500.00	\$87,500.00	\$108,264.00
DELOITTE CONSULTING LLP, 1400 W 94TH STREET, BLOOMINGTON, MN (https://www.google.com/maps/place/1400%20W%2094TH%20STREET,BLOOMINGTON,MN)	Graph	15	\$98,000.00	\$98,000.00	\$98,000.00	\$98,000.00
DELOITTE CONSULTING LLP, 1400 WEST 94TH STREET, MINNEAPOLIS, MN (https://www.google.com/maps/place/1400%20WEST%2094TH%20STREET,MINNEAPOLIS,MN)	Graph	30	\$76,500.00	\$70,000.00	\$70,000.00	\$83,000.00
Totals	Graph	50	\$84,861.10	\$83,000.00	\$70,000.00	\$108,264.00

Latitude: 44.833844 Longitude: -93.116766

Employer Name/Worksite Address	Graph	Count	Mean Wage	Median Wage	Lowest Wage	Highest Wage
GOPHER RESOURCE, LLC, 685 YANKEE DOODLE ROAD, EAGAN, MN (https://www.google.com/maps/place/685%20YANKEE%20DOODLE%20ROAD,EAGAN,MN)	Graph	1	\$67,933.00	\$67,933.00	\$67,933.00	\$67,933.00
Totals	Graph	1	\$67,933.00	\$67,933.00	\$67,933.00	\$67,933.00

Latitude: 44.833906 Longitude: -93.187178

Employer Name/Worksite Address	Graph	Count	Mean Wage	Median Wage	Lowest Wage	Highest Wage
BLUE CROSS BLUE SHIELD OF MINNESOTA, 3535 BLUE CROSS ROAD, EAGAN, MN (https://www.google.com/maps/place/3535%20BLUE%20CROSS%20ROAD,EAGAN,MN)	Graph	1	\$91,021.00	\$91,021.00	\$91,021.00	\$91,021.00
INTELLECT BUSINESS SOLUTIONS, LLC, 3535 BLUE CROSS RD, EAGAN, MN (https://www.google.com/maps/place/3535%20BLUE%20CROSS%20RD,EAGAN,MN)	Graph	1	\$75,000.00	\$75,000.00	\$75,000.00	\$75,000.00
Totals	Graph	2	\$83,010.50	\$75,000.00	\$75,000.00	\$91,021.00

Latitude: 44.834071 Longitude: -93.194512

Employer Name/Worksite Address	Graph	Count	Mean Wage	Median Wage	Lowest Wage	Highest Wage
QUANTUM INTEGRATORS GROUP , LLC, 3400 YANKEE DRIVE , EAGAN, MN (https://www.google.com/maps/place/3400%20YANKEE%20DRIVE%20%7C,EAGAN,MN)	Graph	1	\$65,000.00	\$65,000.00	\$65,000.00	\$65,000.00
Totals	Graph	1	\$65,000.00	\$65,000.00	\$65,000.00	\$65,000.00

Latitude: 44.834893 Longitude: -93.151931

Employer Name/Worksite Address	Graph	Count	Mean Wage	Median Wage	Lowest Wage	Highest Wage
COMMERCE TECHNOLOGIES, LLC, 1170 NORTHWOOD DR, APT# 119, EAGAN, MN (https://www.google.com/maps/place/1170%20NORTHWOOD%20DR,%20APT#%20119,EAGAN,MN)	Graph	1	\$56,139.00	\$56,139.00	\$56,139.00	\$56,139.00
Totals	Graph	1	\$56,139.00	\$56,139.00	\$56,139.00	\$56,139.00

Latitude: 44.835203 Longitude: -93.150754

Employer Name/Worksite Address	Graph	Count	Mean Wage	Median Wage	Lowest Wage	Highest Wage
INTONE NETWORKS INC., 1140 NORTHWOOD DRIVE, EAGAN, MN (https://www.google.com/maps/place/1140%20NORTHWOOD%20DRIVE,EAGAN,MN)	Graph	1	\$78,000.00	\$78,000.00	\$78,000.00	\$78,000.00
Totals	Graph	1	\$78,000.00	\$78,000.00	\$78,000.00	\$78,000.00

Latitude: 44.836202 Longitude: -93.197211

Employer Name/Worksite Address	Graph	Count	Mean Wage	Median Wage	Lowest Wage	Highest Wage
INFOWAVE SYSTEMS, INC, 3400 YANKEE DOODLE ROAD, EAGAN, MN (https://www.google.com/maps/place/3400%20YANKEE%20DOODLE%20ROAD,EAGAN,MN)	Graph	1	\$70,000.00	\$70,000.00	\$70,000.00	\$70,000.00
Totals	Graph	1	\$70,000.00	\$70,000.00	\$70,000.00	\$70,000.00

Latitude: 44.839377 Longitude: -93.11904

Employer Name/Worksite Address	Graph	Count	Mean Wage	Median Wage	Lowest Wage	Highest Wage
SOURCE MANTRA, INC., 3344 HIGHWAY 149, EGAN, MN (https://www.google.com/maps/place/3344%20HIGHWAY%20149,EGAN,MN)	Graph	1	\$70,500.00	\$70,500.00	\$70,500.00	\$70,500.00
Totals	Graph	1	\$70,500.00	\$70,500.00	\$70,500.00	\$70,500.00

Latitude: 44.840294 Longitude: -93.130248

Employer Name/Employer Address	Graph	Count	Mean Wage	Median Wage	Lowest Wage	Highest Wage
M J DONOVAN ENTERPRISES INC, 3240 MIKE COLLINS DRIVE, EAGAN, MN (https://www.google.com/maps/place/3240%20MIKE%20COLLINS%20DRIVE,EAGAN,MN)	Graph	1	\$36,296.00	\$36,296.00	\$36,296.00	\$36,296.00
Totals	Graph	1	\$36,296.00	\$36,296.00	\$36,296.00	\$36,296.00

Employer Name/Worksite Address	Graph	Count	Mean Wage	Median Wage	Lowest Wage	Highest Wage
M J DONOVAN ENTERPRISES INC, 3240 MIKE COLLINS DRIVE, EAGAN, MN (https://www.google.com/maps/place/3240%20MIKE%20COLLINS%20DRIVE,EAGAN,MN)	Graph	1	\$36,296.00	\$36,296.00	\$36,296.00	\$36,296.00
Totals	Graph	1	\$36,296.00	\$36,296.00	\$36,296.00	\$36,296.00

Latitude: 44.84078 Longitude: -93.283763

Employer Name/Worksite Address	Graph	Count	Mean Wage	Median Wage	Lowest Wage	Highest Wage
INGERSOLL RAND COMPANY, 314 W 90TH STREET, MINNEAPOLIS, MN (https://www.google.com/maps/place/314%20W%2090TH%20STREET,MINNEAPOLIS,MN)	Graph	1	\$104,970.00	\$104,970.00	\$104,970.00	\$104,970.00
INGERSOLL RAND COMPANY, 314 W. 90TH STREET, BLOOMINGTON, MN (https://www.google.com/maps/place/314%20W.%2090TH%20STREET,BLOOMINGTON,MN)	Graph	1	\$115,000.00	\$115,000.00	\$115,000.00	\$115,000.00
INGERSOLL RAND COMPANY, 314 W. 90TH STREET, MINNEAPOLIS, MN (https://www.google.com/maps/place/314%20W.%2090TH%20STREET,MINNEAPOLIS,MN)	Graph	5	\$115,003.74	\$111,540.00	\$109,344.00	\$133,250.00
Totals	Graph	7	\$113,569.81	\$111,540.00	\$104,970.00	\$133,250.00

Latitude: 44.841411 Longitude: -93.167308

Employer Name/Worksite Address	Graph	Count	Mean Wage	Median Wage	Lowest Wage	Highest Wage
UNISYS CORPORATION, 3199 PILOT KNOB RD., ST. PAUL, MN (https://www.google.com/maps/place/3199%20PILOT%20KNOB%20RD.,ST.%20PAUL,MN)	Graph	1	\$71,951.04	\$71,951.04	\$71,951.04	\$71,951.04
Totals	Graph	1	\$71,951.04	\$71,951.04	\$71,951.04	\$71,951.04

Latitude: 44.841508 Longitude: -93.784971

Employer Name/Employer Address	Graph	Count	Mean Wage	Median Wage	Lowest Wage	Highest Wage
APPLIED VACUUM TECHNOLOGY, LLC, 88 EAST 8TH STREET, WACONIA, MN (https://www.google.com/maps/place/88%20EAST%208TH%20STREET,WACONIA,MN)	Graph	2	\$75,473.00	\$71,490.00	\$71,490.00	\$79,456.00
Totals	Graph	2	\$75,473.00	\$71,490.00	\$71,490.00	\$79,456.00

Employer Name/Worksite Address	Graph	Count	Mean Wage	Median Wage	Lowest Wage	Highest Wage
APPLIED VACUUM TECHNOLOGY, LLC, 88 EAST 8TH STREET, WACONIA, MN (https://www.google.com/maps/place/88%20EAST%208TH%20STREET,WACONIA,MN)	Graph	2	\$75,473.00	\$71,490.00	\$71,490.00	\$79,456.00
Totals	Graph	2	\$75,473.00	\$71,490.00	\$71,490.00	\$79,456.00

Latitude: 44.841993 Longitude: -93.247935

Employer Name/Employer Address	Graph	Count	Mean Wage	Median Wage	Lowest Wage	Highest Wage
ASH GROUP LLC, 8932 OLD CEDAR AVENUE SOUTH, BLOOMINGTON, MN (https://www.google.com/maps/place/8932%20OLD%20CEDAR%20AVENUE%20SOUTH,BLOOMINGTON,MN)	Graph	2	\$63,142.40	\$56,284.80	\$56,284.80	\$70,000.00
Totals	Graph	2	\$63,142.40	\$56,284.80	\$56,284.80	\$70,000.00

Employer Name/Worksite Address	Graph	Count	Mean Wage	Median Wage	Lowest Wage	Highest Wage
ASH GROUP LLC, 8932 OLD CEDAR AVENUE SOUTH, BLOOMINGTON, MN (https://www.google.com/maps/place/8932%20OLD%20CEDAR%20AVENUE%20SOUTH,BLOOMINGTON,MN)	Graph	1	\$56,284.80	\$56,284.80	\$56,284.80	\$56,284.80
Totals	Graph	1	\$56,284.80	\$56,284.80	\$56,284.80	\$56,284.80

Latitude: 44.842059 Longitude: -93.580843

Employer Name/Worksite Address	Graph	Count	Mean Wage	Median Wage	Lowest Wage	Highest Wage
INTEGRATED RESOURCES, INC, 1000 LAKE HAZELTINE DRIVE, CHASKA, MN (https://www.google.com/maps/place/1000%20LAKE%20HAZELTINE%20DRIVE,CHASKA,MN)	Graph	1	\$57,200.00	\$57,200.00	\$57,200.00	\$57,200.00
BECKMAN COULTER, INC., 1000 LAKE HAZELTINE DR., CHASKA, MN (https://www.google.com/maps/place/1000%20LAKE%20HAZELTINE%20DR.,CHASKA,MN)	Graph	2	\$81,600.02	\$80,000.04	\$80,000.04	\$83,200.00
Totals	Graph	3	\$73,466.68	\$80,000.04	\$57,200.00	\$83,200.00

Latitude: 44.84216 Longitude: -93.442702

Employer Name/Employer Address	Graph	Count	Mean Wage	Median Wage	Lowest Wage	Highest Wage
KROLL ONTRACK, INC., 9023 COLUMBINE ROAD, EDEN PRAIRIE, MN (https://www.google.com/maps/place/9023%20COLUMBINE%20ROAD,EDEN%20PRAIRIE,MN)	Graph	1	\$78,000.00	\$78,000.00	\$78,000.00	\$78,000.00
Totals	Graph	1	\$78,000.00	\$78,000.00	\$78,000.00	\$78,000.00

Employer Name/Worksite Address	Graph	Count	Mean Wage	Median Wage	Lowest Wage	Highest Wage
TATA CONSULTANCY SERVICES LIMITED, 9023 COLUMBINE RD, EDEN PRAIRIE, MN (https://www.google.com/maps/place/9023%20COLUMBINE%20RD,EDEN%20PRAIRIE,MN)	Graph	4	\$64,818.25	\$64,522.00	\$64,522.00	\$65,707.00
TATA CONSULTANCY SERVICES LIMITED, 9023 COLUMBINE ROAD, EDEN PRAIRIE, MN (https://www.google.com/maps/place/9023%20COLUMBINE%20ROAD,EDEN%20PRAIRIE,MN)	Graph	7	\$65,915.71	\$64,522.00	\$60,800.00	\$78,000.00
Totals	Graph	11	\$65,516.64	\$64,522.00	\$60,800.00	\$78,000.00

Latitude: 44.8422 Longitude: -93.23645

Employer Name/Worksite Address	Graph	Count	Mean Wage	Median Wage	Lowest Wage	Highest Wage
DSBRIDGE CORP, 1500 AMERICAN BLVD E, BLOOMINGTON, MN (https://www.google.com/maps/place/1500%20AMERICAN%20BLVD%20E,BLOOMINGTON,MN)	Graph	1	\$65,000.00	\$65,000.00	\$65,000.00	\$65,000.00
GROUP HEALTH PLAN, INC., 3311 OLD SHAKOPEE ROAD, BLOOMINGTON, MN (https://www.google.com/maps/place/3311%20OLD%20SHAKOPEE%20ROAD,BLOOMINGTON,MN)	Graph	1	\$81,890.00	\$81,890.00	\$81,890.00	\$81,890.00
SALUDA MEDICAL AMERICAS INC., 1325 AMERICAN BOULEVARD EAST, BLOOMINGTON, MN (https://www.google.com/maps/place/1325%20AMERICAN%20BOULEVARD%20EAST,BLOOMINGTON,MN)	Graph	1	\$65,437.00	\$65,437.00	\$65,437.00	\$65,437.00
WIPRO LIMITED, 1550, AMERICAN BLVD E, BLOOMINGTON, MN (https://www.google.com/maps/place/1550,%20AMERICAN%20BLVD%20E,BLOOMINGTON,MN)	Graph	8	\$62,261.00	\$60,000.00	\$60,000.00	\$64,522.00
Totals	Graph	11	\$64,583.18	\$64,522.00	\$60,000.00	\$81,890.00

Latitude: 44.844302 Longitude: -93.1685

Employer Name/Worksite Address	Graph	Count	Mean Wage	Median Wage	Lowest Wage	Highest Wage
DATAWIN SYSTEMS INC, 1500 TOWERVIEW RD., EAGAN, MN (https://www.google.com/maps/place/1500%20TOWERVIEW%20RD.,EAGAN,MN)	Graph	1	\$62,000.00	\$62,000.00	\$62,000.00	\$62,000.00
ESSANI INTERNATIONAL LLC, 1500 TOWER VIEW RD, EAGAN, MN (https://www.google.com/maps/place/1500%20TOWER%20VIEW%20RD,EAGAN,MN)	Graph	1	\$64,501.00	\$64,501.00	\$64,501.00	\$64,501.00
HEXAWARE TECHNOLOGIES, INC., DELTA AIR LINES, EAGAN, MN (https://www.google.com/maps/place/DELTA%20AIR%20LINES,EAGAN,MN)	Graph	1	\$93,700.00	\$93,700.00	\$93,700.00	\$93,700.00
HEXAWARE TECHNOLOGIES, INC., DELTA AIR LINES, INC., EAGAN, MN (https://www.google.com/maps/place/DELTA%20AIR%20LINES,%20INC.,EAGAN,MN)	Graph	1	\$93,130.00	\$93,130.00	\$93,130.00	\$93,130.00
HEXAWARE TECHNOLOGIES, INC., DELTA AIRLINES INC., EAGAN, MN (https://www.google.com/maps/place/DELTA%20AIRLINES%20INC.,EAGAN,MN)	Graph	1	\$65,000.00	\$65,000.00	\$65,000.00	\$65,000.00
HEXAWARE TECHNOLOGIES, INC., DELTA AIRLINES, 1500 TOWERVIEW ROAD, EAGAN, MN (https://www.google.com/maps/place/DELTA%20AIRLINES,%201500%20TOWERVIEW%20ROAD,EAGAN,MN)	Graph	1	\$78,000.00	\$78,000.00	\$78,000.00	\$78,000.00
HEXAWARE TECHNOLOGIES, INC., DELTA, 1500 TOWERVIEW ROAD, EAGAN, MN (https://www.google.com/maps/place/DELTA,%201500%20TOWERVIEW%20ROAD,EAGAN,MN)	Graph	1	\$64,550.00	\$64,550.00	\$64,550.00	\$64,550.00
HEXAWARE TECHNOLOGIES, INC., DELTA, EAGAN, MN (https://www.google.com/maps/place/DELTA,EAGAN,MN)	Graph	1	\$100,000.00	\$100,000.00	\$100,000.00	\$100,000.00
MERITEK, INC., 1500 TOWERVIEW ROAD, EAGAN, MN (https://www.google.com/maps/place/1500%20TOWERVIEW%20ROAD,EAGAN,MN)	Graph	1	\$87,360.00	\$87,360.00	\$87,360.00	\$87,360.00
POINTWEST TECHNOLOGIES CORP., 1500 TOWERVIEW RD., EAGAN, MN (https://www.google.com/maps/place/1500%20TOWERVIEW%20RD.,EAGAN,MN)	Graph	1	\$71,760.00	\$71,760.00	\$71,760.00	\$71,760.00
TATA CONSULTANCY SERVICES LIMITED, 1500 TOWER VIEW RD., EAGAN, MN (https://www.google.com/maps/place/1500%20TOWER%20VIEW%20RD.,EAGAN,MN)	Graph	1	\$70,000.00	\$70,000.00	\$70,000.00	\$70,000.00

Employer Name/Worksite Address	Graph	Count	Mean Wage	Median Wage	Lowest Wage	Highest Wage
HEXAWARE TECHNOLOGIES, INC., DELTA AIRLINES, INC., EAGAN, MN (https://www.google.com/maps/place/DELTA%20AIRLINES,%20INC.,EAGAN,MN)	Graph	4	\$54,000.00	\$54,000.00	\$54,000.00	\$54,000.00
HEXAWARE TECHNOLOGIES, INC., DELTA AIRLINES, EAGAN, MN (https://www.google.com/maps/place/DELTA%20AIRLINES,EAGAN,MN)	Graph	6	\$63,187.00	\$60,000.00	\$54,000.00	\$78,000.00
TATA CONSULTANCY SERVICES LIMITED, 1500 TOWER VIEW ROAD, EAGAN, MN (https://www.google.com/maps/place/1500%20TOWER%20VIEW%20ROAD,EAGAN,MN)	Graph	6	\$65,053.67	\$62,500.00	\$60,100.00	\$80,000.00
PANTAR SOLUTIONS INC, 1500 TOWERVIEW RD, EAGAN, MN (https://www.google.com/maps/place/1500%20TOWERVIEW%20RD,EAGAN,MN)	Graph	12	\$67,558.50	\$64,522.00	\$50,336.00	\$90,000.00
TECHLAND INC, 1500 TOWERVIEW ROAD, EAGAN, MN (https://www.google.com/maps/place/1500%20TOWERVIEW%20ROAD,EAGAN,MN)	Graph	45	\$76,646.08	\$71,760.00	\$58,000.00	\$128,000.00
Totals	Graph	84	\$72,562.15	\$69,680.00	\$50,336.00	\$128,000.00

Latitude: 44.844436 Longitude: -93.500295

Employer Name/Employer Address	Graph	Count	Mean Wage	Median Wage	Lowest Wage	Highest Wage
YOURDATA LLC, 8799 BIG WOODS LANE, EDEN PRAIRIE, MN (https://www.google.com/maps/place/8799%20BIG%20WOODS%20LANE,EDEN%20PRAIRIE,MN)	Graph	1	\$70,000.00	\$70,000.00	\$70,000.00	\$70,000.00
Totals	Graph	1	\$70,000.00	\$70,000.00	\$70,000.00	\$70,000.00

Employer Name/Worksite Address	Graph	Count	Mean Wage	Median Wage	Lowest Wage	Highest Wage
YOURDATA LLC, 8799 BIG WOODS LANE, EDEN PRAIRIE, MN (https://www.google.com/maps/place/8799%20BIG%20WOODS%20LANE,EDEN%20PRAIRIE,MN)	Graph	1	\$70,000.00	\$70,000.00	\$70,000.00	\$70,000.00
Totals	Graph	1	\$70,000.00	\$70,000.00	\$70,000.00	\$70,000.00

Latitude: 44.844664 Longitude: -93.166927

Employer Name/Worksite Address	Graph	Count	Mean Wage	Median Wage	Lowest Wage	Highest Wage
TATA CONSULTANCY SERVICES LIMITED, 1500, TOWER VIEW ROAD, EAGAN, MN (https://www.google.com/maps/place/1500,%20TOWER%20VIEW%20ROAD,EAGAN,MN)	Graph	3	\$63,848.00	\$64,522.00	\$62,500.00	\$64,522.00
Totals	Graph	3	\$63,848.00	\$64,522.00	\$62,500.00	\$64,522.00

Latitude: 44.845021 Longitude: -93.595395

Employer Name/Worksite Address	Graph	Count	Mean Wage	Median Wage	Lowest Wage	Highest Wage
ENTEGRIS, INC., 101 PEAVY ROAD, CHASKA, MN (https://www.google.com/maps/place/101%20PEAVY%20ROAD,CHASKA,MN)	Graph	1	\$93,600.00	\$93,600.00	\$93,600.00	\$93,600.00
Totals	Graph	1	\$93,600.00	\$93,600.00	\$93,600.00	\$93,600.00

Latitude: 44.845674 Longitude: -93.444478

Employer Name/Worksite Address	Graph	Count	Mean Wage	Median Wage	Lowest Wage	Highest Wage
VIRTUSA CORPORATION, 13055 DAHLIA CIRCLE, EDEN PRAIRIE, MN (https://www.google.com/maps/place/13055%20DAHLIA%20CIRCLE,EDEN%20PRAIRIE,MN)	Graph	1	\$87,700.00	\$87,700.00	\$87,700.00	\$87,700.00
Totals	Graph	1	\$87,700.00	\$87,700.00	\$87,700.00	\$87,700.00

Latitude: 44.845728 Longitude: -93.442412

Employer Name/Worksite Address	Graph	Count	Mean Wage	Median Wage	Lowest Wage	Highest Wage
CONFIG CONSULTANTS LLC, 13000 DAHLIA CIRCLE, APT. 307, EDEN PRAIRIE, MN (https://www.google.com/maps/place/13000%20DAHLIA%20CIRCLE,%20APT.%20307,EDEN%20PRAIRIE,MN)	Graph	1	\$80,808.00	\$80,808.00	\$80,808.00	\$80,808.00
Totals	Graph	1	\$80,808.00	\$80,808.00	\$80,808.00	\$80,808.00

Latitude: 44.846458 Longitude: -93.444778

Employer Name/Worksite Address	Graph	Count	Mean Wage	Median Wage	Lowest Wage	Highest Wage
VIRTUSA CORPORATION, 8685 MAGNOLIA TRL, EDEN PRAIRIE, MN (https://www.google.com/maps/place/8685%20MAGNOLIA%20TRL,EDEN%20PRAIRIE,MN)	Graph	1	\$80,980.00	\$80,980.00	\$80,980.00	\$80,980.00
Totals	Graph	1	\$80,980.00	\$80,980.00	\$80,980.00	\$80,980.00

Latitude: 44.847064 Longitude: -93.15428

Employer Name/Worksite Address	Graph	Count	Mean Wage	Median Wage	Lowest Wage	Highest Wage
CAPRUS IT INC, 1305 CORPORATE CENTER DR., EAGAN, MN 55121, EAGAN, MN (https://www.google.com/maps/place/1305%20CORPORATE%20CENTER%20DR.,%20EAGAN,%20MN%2055121,EAGAN,MN)	Graph	1	\$78,957.00	\$78,957.00	\$78,957.00	\$78,957.00
DATAMETRICS SOFTWARE SYSTEMS, INC, ECOLAB, EAGAN, MN (https://www.google.com/maps/place/ECOLAB,EAGAN,MN)	Graph	1	\$68,000.00	\$68,000.00	\$68,000.00	\$68,000.00
HEXAWARE TECHNOLOGIES, INC., UNISYS, SAINT PAUL, MN (https://www.google.com/maps/place/UNISYS,SAINT%20PAUL,MN)	Graph	1	\$72,870.00	\$72,870.00	\$72,870.00	\$72,870.00
IBM INDIA PRIVATE LIMITED, 815 NORTHWEST PWY, EAGAN, MN (https://www.google.com/maps/place/815%20NORTHWEST%20PWY,EAGAN,MN)	Graph	1	\$68,557.00	\$68,557.00	\$68,557.00	\$68,557.00
INDUS GROUP, INC., 1500 TOWERVIEW ROAD BLDG J, EAGAN, MN (https://www.google.com/maps/place/1500%20TOWERVIEW%20ROAD%20BLDG%20J,EAGAN,MN)	Graph	1	\$67,500.00	\$67,500.00	\$67,500.00	\$67,500.00
INNOVATE SOLUTIONS INC, 1500, TOWERVIEW RD, EAGAN, MN (https://www.google.com/maps/place/1500,%20TOWERVIEW%20RD,EAGAN,MN)	Graph	1	\$60,000.00	\$60,000.00	\$60,000.00	\$60,000.00
SWANKTEK INC, ECOLAB INC., EAGAN, MN (https://www.google.com/maps/place/ECOLAB%20INC.,EAGAN,MN)	Graph	1	\$62,733.00	\$62,733.00	\$62,733.00	\$62,733.00
TECHVISION CO, 1000 BLUE GENTIAN RD, EAGAN, MN (https://www.google.com/maps/place/1000%20BLUE%20GENTIAN%20RD,EAGAN,MN)	Graph	1	\$70,000.00	\$70,000.00	\$70,000.00	\$70,000.00
VEDICSOFTE SOLUTIONS LLC, PRIME THERAPEUTICS LLC, EAGAN, MN (https://www.google.com/maps/place/PRIME%20THERAPEUTICS%20LLC,EAGAN,MN)	Graph	1	\$70,221.00	\$70,221.00	\$70,221.00	\$70,221.00
HEXAWARE TECHNOLOGIES, INC., UNISYS, EAGAN, MN (https://www.google.com/maps/place/UNISYS,EAGAN,MN)	Graph	2	\$70,923.50	\$69,177.00	\$69,177.00	\$69,177.00
TECHNOSOFT GROUP INC, 1750 YANKEE DOODLE ROAD S140, EAGAN, MN (https://www.google.com/maps/place/1750%20YANKEE%20DOODLE%20ROAD%20S140,EAGAN,MN)	Graph	2	\$65,000.00	\$60,000.00	\$60,000.00	\$60,000.00
VIRTUAL MATRIX CORPORATION, 1500 TOWERVIEW ROAD, DAKOTA, MN (https://www.google.com/maps/place/1500%20TOWERVIEW%20ROAD,DAKOTA,MN)	Graph	2	\$74,500.00	\$70,000.00	\$70,000.00	\$70,000.00
TATA CONSULTANCY SERVICES LIMITED, 1500 TOWER VIEW ROAD, EAGAN, MN (https://www.google.com/maps/place/1500%20TOWER%20VIEW%20ROAD,EAGAN,MN)	Graph	3	\$70,001.00	\$64,522.00	\$60,700.00	\$60,700.00
VENSIT CORP, PRIME THERAPEUTICS, EAGAN, MN (https://www.google.com/maps/place/PRIME%20THERAPEUTICS,EAGAN,MN)	Graph	3	\$91,817.13	\$90,813.00	\$76,000.00	\$76,000.00
DYNATRACE LLC, 1500 TOWERVIEW ROAD, EAGAN, MN (https://www.google.com/maps/place/1500%20TOWERVIEW%20ROAD,EAGAN,MN)	Graph	4	\$70,652.75	\$65,000.00	\$60,611.00	\$60,611.00
ESSANI INTERNATIONAL LLC, BUILDING J, EAGAN, MN (https://www.google.com/maps/place/BUILDING%20J,EAGAN,MN)	Graph	4	\$70,875.25	\$64,501.00	\$64,000.00	\$64,000.00
HEXAWARE TECHNOLOGIES, INC., UNISYS CORPORATION, EAGAN, MN (https://www.google.com/maps/place/UNISYS%20CORPORATION,EAGAN,MN)	Graph	5	\$56,350.00	\$54,000.00	\$54,000.00	\$54,000.00
Totals	Graph	34	\$69,794.16	\$68,000.00	\$54,000.00	\$54,000.00

Latitude: 44.847326 Longitude: -93.149024

Employer Name/Worksite Address	Graph	Count	Mean Wage	Median Wage	Lowest Wage	Highest Wage
CAPGEMINI AMERICA INC, 3020 DENMARK AVE, EAGAN, MN (https://www.google.com/maps/place/3020%20DENMARK%20AVE,EAGAN,MN)	Graph	1	\$125,000.00	\$125,000.00	\$125,000.00	\$125,000.00

Employer Name/Worksite Address	Graph	Count	Mean Wage	Median Wage	Lowest Wage	Highest Wage
Totals	Graph	1	\$125,000.00	\$125,000.00	\$125,000.00	\$125,000.00

Latitude: 44.847375 Longitude: -93.589854

Employer Name/Worksite Address	Graph	Count	Mean Wage	Median Wage	Lowest Wage	Highest Wage
SHEER WIND, INC., 143 JONATHAN BLVD. N., CHASKA, MN (https://www.google.com/maps/place/143%20JONATHAN%20BLVD.%20N.,CHASKA,MN)	Graph	1	\$100,000.00	\$100,000.00	\$100,000.00	\$100,000.00
Totals	Graph	1	\$100,000.00	\$100,000.00	\$100,000.00	\$100,000.00

Employer Name/Worksite Address	Graph	Count	Mean Wage	Median Wage	Lowest Wage	Highest Wage
SHEER WIND, INC., 143 JONATHAN BLVD. N., CHASKA, MN (https://www.google.com/maps/place/143%20JONATHAN%20BLVD.%20N.,CHASKA,MN)	Graph	1	\$100,000.00	\$100,000.00	\$100,000.00	\$100,000.00
Totals	Graph	1	\$100,000.00	\$100,000.00	\$100,000.00	\$100,000.00

Latitude: 44.84751 Longitude: -93.593637

Employer Name/Worksite Address	Graph	Count	Mean Wage	Median Wage	Lowest Wage	Highest Wage
ENTEGRIS, INC., 117 JONATHAN BOULEVARD NORTH, CHASKA, MN (https://www.google.com/maps/place/117%20JONATHAN%20BOULEVARD%20NORTH,CHASKA,MN)	Graph	2	\$73,800.00	\$54,000.00	\$54,000.00	\$93,600.00
Totals	Graph	2	\$73,800.00	\$54,000.00	\$54,000.00	\$93,600.00

Employer Name/Worksite Address	Graph	Count	Mean Wage	Median Wage	Lowest Wage	Highest Wage
TRUSTEK INC., 117 JONATHAN BLVD N, CHASKA, MN (https://www.google.com/maps/place/117%20JONATHAN%20BLVD%20N,CHASKA,MN)	Graph	1	\$92,000.00	\$92,000.00	\$92,000.00	\$92,000.00
Totals	Graph	1	\$92,000.00	\$92,000.00	\$92,000.00	\$92,000.00

Latitude: 44.847804 Longitude: -93.445003

Employer Name/Worksite Address	Graph	Count	Mean Wage	Median Wage	Lowest Wage	Highest Wage
ACCENTURE LLP, 8564 MAGNOLIA TRAIL, EDEN PRAIRIE, MN (https://www.google.com/maps/place/8564%20MAGNOLIA%20TRAIL,EDEN%20PRAIRIE,MN)	Graph	1	\$144,700.00	\$144,700.00	\$144,700.00	\$144,700.00
Totals	Graph	1	\$144,700.00	\$144,700.00	\$144,700.00	\$144,700.00

Latitude: 44.847924 Longitude: -93.238344

Employer Name/Worksite Address	Graph	Count	Mean Wage	Median Wage	Lowest Wage	Highest Wage
SKYWATER TECHNOLOGY FOUNDRY, INC., 2401 EAST 86TH STREET, BLOOMINGTON, MN (https://www.google.com/maps/place/2401%20EAST%2086TH%20STREET,BLOOMINGTON,MN)	Graph	80	\$80,433.40	\$77,251.00	\$66,726.00	\$94,255.00
Totals	Graph	80	\$80,433.40	\$77,251.00	\$66,726.00	\$94,255.00

Employer Name/Worksite Address	Graph	Count	Mean Wage	Median Wage	Lowest Wage	Highest Wage
SKYWATER TECHNOLOGY FOUNDRY, INC., 2401 E 86TH STREET, BLOOMINGTON, MN (https://www.google.com/maps/place/2401%20E%2086TH%20STREET,BLOOMINGTON,MN)	Graph	12	\$94,255.00	\$94,255.00	\$94,255.00	\$94,255.00
SKYWATER TECHNOLOGY FOUNDRY, INC., 2401 EAST 86TH STREET, BLOOMINGTON, MN (https://www.google.com/maps/place/2401%20EAST%2086TH%20STREET,BLOOMINGTON,MN)	Graph	32	\$79,895.13	\$77,251.00	\$77,251.00	\$84,302.00

Employer Name/Worksite Address	Graph	Count	Mean Wage	Median Wage	Lowest Wage	Highest Wage
SKYWATER TECHNOLOGY FOUNDRY, INC., 2401 E. 86TH STREET, BLOOMINGTON, MN (https://www.google.com/maps/place/2401%20E.%2086TH%20STREET,BLOOMINGTON,MN)	Graph	36	\$76,304.67	\$67,933.00	\$66,726.00	\$94,255.00
Totals	Graph	80	\$80,433.40	\$77,251.00	\$66,726.00	\$94,255.00

Latitude: 44.848039 Longitude: -93.161202

Employer Name/Worksite Address	Graph	Count	Mean Wage	Median Wage	Lowest Wage	Highest Wage
SCANTRON CORPORATION, 1313 LONE OAK ROAD, EAGAN, MN (https://www.google.com/maps/place/1313%20LONE%20OAK%20ROAD,EAGAN,MN)	Graph	2	\$93,090.50	\$77,917.00	\$77,917.00	\$108,264.00
Totals	Graph	2	\$93,090.50	\$77,917.00	\$77,917.00	\$108,264.00

Employer Name/Worksite Address	Graph	Count	Mean Wage	Median Wage	Lowest Wage	Highest Wage
CS SOLUTIONS, INC., 1313 LONE OAK ROAD, EAGAN, MN (https://www.google.com/maps/place/1313%20LONE%20OAK%20ROAD,EAGAN,MN)	Graph	3	\$89,060.33	\$81,000.00	\$77,917.00	\$108,264.00
Totals	Graph	3	\$89,060.33	\$81,000.00	\$77,917.00	\$108,264.00

Latitude: 44.848102 Longitude: -93.441347

Employer Name/Worksite Address	Graph	Count	Mean Wage	Median Wage	Lowest Wage	Highest Wage
IPOARITY LLC, 8570 MAGNOLIA TRAIL, EDEN PRAIRIE, MN (https://www.google.com/maps/place/8570%20MAGNOLIA%20TRAIL,EDEN%20PRAIRIE,MN)	Graph	1	\$65,000.00	\$65,000.00	\$65,000.00	\$65,000.00
IPOARITY, LLC., 8570 MAGNOLIA TRAIL, EDEN PRAIRIE, MN (https://www.google.com/maps/place/8570%20MAGNOLIA%20TRAIL,EDEN%20PRAIRIE,MN)	Graph	1	\$80,000.00	\$80,000.00	\$80,000.00	\$80,000.00
Totals	Graph	2	\$72,500.00	\$65,000.00	\$65,000.00	\$80,000.00

Latitude: 44.848641 Longitude: -93.442604

Employer Name/Worksite Address	Graph	Count	Mean Wage	Median Wage	Lowest Wage	Highest Wage
VIRTUSA CORPORATION, 8580 MAGNOLIA TRAIL, EDEN PRAIRIE, MN (https://www.google.com/maps/place/8580%20MAGNOLIA%20TRAIL,EDEN%20PRAIRIE,MN)	Graph	1	\$84,080.00	\$84,080.00	\$84,080.00	\$84,080.00
Totals	Graph	1	\$84,080.00	\$84,080.00	\$84,080.00	\$84,080.00

Latitude: 44.848901 Longitude: -93.410839

Employer Name/Worksite Address	Graph	Count	Mean Wage	Median Wage	Lowest Wage	Highest Wage
NTT DATA SERVICES, LLC, 1000 PRAIRIE LAKES DR., EDEN PRAIRIE, MN (https://www.google.com/maps/place/1000%20PRAIRIE%20LAKES%20DR.,EDEN%20PRAIRIE,MN)	Graph	2	\$93,080.00	\$93,080.00	\$93,080.00	\$93,080.00
NTT DATA SERVICES, LLC, 1000 PRAIRIE LAKES DRIVE, EDEN PRAIRIE, MN (https://www.google.com/maps/place/1000%20PRAIRIE%20LAKES%20DRIVE,EDEN%20PRAIRIE,MN)	Graph	4	\$84,150.00	\$78,707.00	\$70,000.00	\$95,000.00
Totals	Graph	6	\$87,126.67	\$92,893.00	\$70,000.00	\$95,000.00

Latitude: 44.849726 Longitude: -92.991189

Employer Name/Worksite Address	Graph	Count	Mean Wage	Median Wage	Lowest Wage	Highest Wage
DELOITTE CONSULTING LLP, 301 ST PAUL PARK ROAD, ST PAUL PARK, MN (https://www.google.com/maps/place/301%20ST%20PAUL%20PARK%20ROAD,ST%20PAUL%20PARK,MN)	Graph	15	\$108,826.00	\$108,826.00	\$108,826.00	\$108,826.00
Totals	Graph	15	\$108,826.00	\$108,826.00	\$108,826.00	\$108,826.00

Latitude: 44.849872 Longitude: -93.438816

Employer Name/Worksite Address	Graph	Count	Mean Wage	Median Wage	Lowest Wage	Highest Wage
ITSYNTAX INC, 12810 PRIMROSE LN, #401, EDEN PRAIRIE, MN (https://www.google.com/maps/place/12810%20PRIMROSE%20LN,%20#401,EDEN%20PRAIRIE,MN)	Graph	1	\$56,285.00	\$56,285.00	\$56,285.00	\$56,285.00
Totals	Graph	1	\$56,285.00	\$56,285.00	\$56,285.00	\$56,285.00

Latitude: 44.849933 Longitude: -93.448364

Employer Name/Worksite Address	Graph	Count	Mean Wage	Median Wage	Lowest Wage	Highest Wage
ACCENTURE LLP, 8595 CORTLAND ROAD, EDEN PRAIRIE, MN (https://www.google.com/maps/place/8595%20CORTLAND%20ROAD,EDEN%20PRAIRIE,MN)	Graph	1	\$104,300.00	\$104,300.00	\$104,300.00	\$104,300.00
Totals	Graph	1	\$104,300.00	\$104,300.00	\$104,300.00	\$104,300.00

Latitude: 44.85045 Longitude: -93.109897

Employer Name/Worksite Address	Graph	Count	Mean Wage	Median Wage	Lowest Wage	Highest Wage
MIDCONTINENT INDEPENDENT SYSTEM OPERATOR, INC., 2985 AMES CROSSING ROAD, EAGAN, MN (https://www.google.com/maps/place/2985%20AMES%20CROSSING%20ROAD,EAGAN,MN)	Graph	5	\$87,875.80	\$79,456.00	\$79,456.00	\$107,515.00
Totals	Graph	5	\$87,875.80	\$79,456.00	\$79,456.00	\$107,515.00

Latitude: 44.851169 Longitude: -93.50319

Employer Name/Worksite Address	Graph	Count	Mean Wage	Median Wage	Lowest Wage	Highest Wage
ARCUS TECHNOLOGIES, 8484 KIMBALL DR, EDEN PRAIRIE, MN (https://www.google.com/maps/place/8484%20KIMBALL%20DR,EDEN%20PRAIRIE,MN)	Graph	2	\$63,803.00	\$63,606.00	\$63,606.00	\$64,000.00
Totals	Graph	2	\$63,803.00	\$63,606.00	\$63,606.00	\$64,000.00

Latitude: 44.851532 Longitude: -93.121662

Employer Name/Worksite Address	Graph	Count	Mean Wage	Median Wage	Lowest Wage	Highest Wage
CARE IT SERVICES INC, 655 LOAN OAK DRIVE, EAGAN, MN (https://www.google.com/maps/place/655%20LOAN%20OAK%20DRIVE,EAGAN,MN)	Graph	1	\$70,000.00	\$70,000.00	\$70,000.00	\$70,000.00
SAPPHIRE IT SERVICES INC, 655 LONE OAK DR, EAGAN, MN (https://www.google.com/maps/place/655%20LONE%20OAK%20DR,EAGAN,MN)	Graph	2	\$65,000.00	\$65,000.00	\$65,000.00	\$65,000.00
ECOLAB USA INC., 655 LONE OAK DRIVE, EAGAN, MN (https://www.google.com/maps/place/655%20LONE%20OAK%20DRIVE,EAGAN,MN)	Graph	3	\$89,240.00	\$94,720.00	\$78,000.00	\$95,000.00
Totals	Graph	6	\$77,953.33	\$70,000.00	\$65,000.00	\$95,000.00

Latitude: 44.851632 Longitude: -93.350407

Employer Name/Worksite Address	Graph	Count	Mean Wage	Median Wage	Lowest Wage	Highest Wage
SHAHZAD & CO LLC, 8400 NORMANDALE LAKE BLVD., BLOOMINGTON, MN (https://www.google.com/maps/place/8400%20NORMANDALE%20LAKE%20BLVD.,BLOOMINGTON,MN)	Graph	2	\$90,000.00	\$90,000.00	\$90,000.00	\$90,000.00
Totals	Graph	2	\$90,000.00	\$90,000.00	\$90,000.00	\$90,000.00

Employer Name/Worksite Address	Graph	Count	Mean Wage	Median Wage	Lowest Wage	Highest Wage
--------------------------------	-------	-------	-----------	-------------	-------------	--------------

Employer Name/Worksite Address	Graph	Count	Mean Wage	Median Wage	Lowest Wage	Highest Wage
AMAZON WEB SERVICES, INC., 8400 NORMANDALE LAKE BOULEVARD, BLOOMINGTON, MN (https://www.google.com/maps/place/8400%20NORMANDALE%20LAKE%20BOULEVARD,BLOOMINGTON,MN)	Graph	1	\$150,000.00	\$150,000.00	\$150,000.00	\$150,000.00
TOWERS WATSON DELWARE INC., 8400 NORMANDALE LAKE BOULEVARD, MINNEAPOLIS, MN (https://www.google.com/maps/place/8400%20NORMANDALE%20LAKE%20BOULEVARD,MINNEAPOLIS,MN)	Graph	1	\$69,000.00	\$69,000.00	\$69,000.00	\$69,000.00
Totals	Graph	2	\$109,500.00	\$69,000.00	\$69,000.00	\$150,000.00

Latitude: 44.851652 Longitude: -93.412901

Employer Name/Worksite Address	Graph	Count	Mean Wage	Median Wage	Lowest Wage	Highest Wage
CONCUR TECHNOLOGIES, INC., 10700 PRAIRIE LAKES DRIVE, EDEN PRAIRIE, MN (https://www.google.com/maps/place/10700%20PRAIRIE%20LAKES%20DRIVE,EDEN%20PRAIRIE,MN)	Graph	1	\$87,000.00	\$87,000.00	\$87,000.00	\$87,000.00
Totals	Graph	1	\$87,000.00	\$87,000.00	\$87,000.00	\$87,000.00

Latitude: 44.851936 Longitude: -93.12331

Employer Name/Worksite Address	Graph	Count	Mean Wage	Median Wage	Lowest Wage	Highest Wage
SPECTRUM LOGIX, INC, 2825 LONE OAK PARKWAY, EAGAN, MN (https://www.google.com/maps/place/2825%20LONE%20OAK%20PARKWAY,EAGAN,MN)	Graph	1	\$62,733.00	\$62,733.00	\$62,733.00	\$62,733.00
PINNAKLE TECHNOLOGIES, INC., 2825 LONE OAK PKWY., EAGAN, MN (https://www.google.com/maps/place/2825%20LONE%20OAK%20PKWY.,EAGAN,MN)	Graph	2	\$110,000.00	\$110,000.00	\$110,000.00	\$110,000.00
ZVST CLOUD TECHNOLOGIES INC, 2825 LONE OAK PKWY, EAGAN, MN (https://www.google.com/maps/place/2825%20LONE%20OAK%20PKWY,EAGAN,MN)	Graph	9	\$88,823.64	\$93,620.80	\$77,771.00	\$93,620.80
Totals	Graph	12	\$90,178.82	\$93,620.80	\$62,733.00	\$110,000.00

Latitude: 44.852437 Longitude: -93.369145

Employer Name/Worksite Address	Graph	Count	Mean Wage	Median Wage	Lowest Wage	Highest Wage
NORDEN SOFT TECHNOLOGIES, LLC, 6161 AMERICAN BLVD W, BLOOMINGTON, MN (https://www.google.com/maps/place/6161%20AMERICAN%20BLVD%20W,BLOOMINGTON,MN)	Graph	2	\$82,118.50	\$78,957.00	\$78,957.00	\$85,280.00
Totals	Graph	2	\$82,118.50	\$78,957.00	\$78,957.00	\$85,280.00

Latitude: 44.85302 Longitude: -93.433648

Employer Name/Worksite Address	Graph	Count	Mean Wage	Median Wage	Lowest Wage	Highest Wage
KEWILL INC., 635 PRAIRIE CENTER DRIVE, EDEN PRAIRIE, MN (https://www.google.com/maps/place/635%20PRAIRIE%20CENTER%20DRIVE,EDEN%20PRAIRIE,MN)	Graph	1	\$105,000.00	\$105,000.00	\$105,000.00	\$105,000.00
Totals	Graph	1	\$105,000.00	\$105,000.00	\$105,000.00	\$105,000.00

Latitude: 44.853067 Longitude: -93.417164

Employer Name/Worksite Address	Graph	Count	Mean Wage	Median Wage	Lowest Wage	Highest Wage
LONG TERM CARE GROUP, 11000 PRAIRIE LAKES DRIVE, SUITE 600, EDEN PRAIRIE, MN (https://www.google.com/maps/place/11000%20PRAIRIE%20LAKES%20DRIVE,%20SUITE%20600,EDEN%20PRAIRIE,MN)	Graph	2	\$100,000.00	\$100,000.00	\$100,000.00	\$100,000.00
Totals	Graph	2	\$100,000.00	\$100,000.00	\$100,000.00	\$100,000.00

Employer Name/Worksite Address	Graph	Count	Mean Wage	Median Wage	Lowest Wage	Highest Wage

Employer Name/Worksite Address	Graph	Count	Mean Wage	Median Wage	Lowest Wage
TECHSOPHY, INC., 11000 PRAIRIE LAKES DR, EDEN PRAIRIE, MN (https://www.google.com/maps/place/11000%20PRAIRIE%20LAKES%20DR,EDEN%20PRAIRIE,MN)	Graph	1	\$76,500.00	\$76,500.00	\$76,500.00
LONG TERM CARE GROUP, 11000 PRAIRIE LAKES DRIVE, SUITE 600, EDEN PRAIRIE, MN (https://www.google.com/maps/place/11000%20PRAIRIE%20LAKES%20DRIVE,%20SUITE%20600,EDEN%20PRAIRIE,MN)	Graph	2	\$100,000.00	\$100,000.00	\$100,000.00
NTT DATA SERVICES, LLC, 11000 PRAIRIE LAKES DRIVE, EDEN PRAIRIE, MN (https://www.google.com/maps/place/11000%20PRAIRIE%20LAKES%20DRIVE,EDEN%20PRAIRIE,MN)	Graph	2	\$93,080.00	\$93,080.00	\$93,080.00
MASTECH DIGITAL TECHNOLOGIES, INC., A MASTECH DIGITAL, INC. COMPANY, 11000 PRAIRIE LAKES DR., EDEN PRAIRIE, MN (https://www.google.com/maps/place/11000%20PRAIRIE%20LAKES%20DR,,EDEN%20PRAIRIE,MN)	Graph	6	\$93,080.00	\$93,080.00	\$93,080.00
NTT DATA SERVICES, LLC, 11000 PRAIRIE LAKES DRIVE, EDEN PRAIRIE, MN (https://www.google.com/maps/place/11000%20PRAIRIE%20LAKES%20DRIVE,EDEN%20PRAIRIE,MN)	Graph	7	\$81,159.57	\$77,917.00	\$69,000.00
Totals	Graph	18	\$88,292.06	\$93,080.00	\$69,000.00

Latitude: 44.853077 Longitude: -93.230211

Employer Name/Employer Address	Graph	Count	Mean Wage	Median Wage	Lowest Wage	Highest Wage
POLAR SEMICONDUCTOR, LLC, 2800 EAST OLD SHAKOPEE ROAD, BLOOMINGTON, MN (https://www.google.com/maps/place/2800%20EAST%20OLD%20SHAKOPEE%20ROAD,BLOOMINGTON,MN)	Graph	1	\$80,080.00	\$80,080.00	\$80,080.00	\$80,080.00
Totals	Graph	1	\$80,080.00	\$80,080.00	\$80,080.00	\$80,080.00

Employer Name/Worksite Address	Graph	Count	Mean Wage	Median Wage	Lowest Wage	Highest Wage
POLAR SEMICONDUCTOR, LLC, 2800 EAST OLD SHAKOPEE ROAD, BLOOMINGTON, MN (https://www.google.com/maps/place/2800%20EAST%20OLD%20SHAKOPEE%20ROAD,BLOOMINGTON,MN)	Graph	1	\$80,080.00	\$80,080.00	\$80,080.00	\$80,080.00
Totals	Graph	1	\$80,080.00	\$80,080.00	\$80,080.00	\$80,080.00

Latitude: 44.853517 Longitude: -93.417687

Employer Name/Worksite Address	Graph	Count	Mean Wage	Median Wage	Lowest Wage	Highest Wage
VERSCEND TECHNOLOGIES, INC., VERSCEND TECHNOLOGIES, INC., EDEN PRAIRIE, MN (https://www.google.com/maps/place/VERSCEND%20TECHNOLOGIES,%20INC.,EDEN%20PRAIRIE,MN)	Graph	8	\$74,877.50	\$65,000.00	\$60,000.00	\$110,000.00
Totals	Graph	8	\$74,877.50	\$65,000.00	\$60,000.00	\$110,000.00

Latitude: 44.853701 Longitude: -93.352283

Employer Name/Worksite Address	Graph	Count	Mean Wage	Median Wage	Lowest Wage
IP HEIGHTS LLC, 8300 NORMAN CENTER DR, MINNEAPOLIS, MN (https://www.google.com/maps/place/8300%20NORMAN%20CENTER%20DR,MINNEAPOLIS,MN)	Graph	1	\$63,000.00	\$63,000.00	\$63,000.00
SAPPHIRE IT SERVICES INC, 8300 NORMAN CENTER DR., BLOOMINGTON, MN (https://www.google.com/maps/place/8300%20NORMAN%20CENTER%20DR,,BLOOMINGTON,MN)	Graph	1	\$65,000.00	\$65,000.00	\$65,000.00
XENONINFOTEK, INC., 8300 NORMAN CENTER DRIVE, MINNEAPOLIS, MN (https://www.google.com/maps/place/8300%20NORMAN%20CENTER%20DRIVE,MINNEAPOLIS,MN)	Graph	1	\$63,000.00	\$63,000.00	\$63,000.00
GLOBAL DATA MANAGEMENT, INC., 8300 NORMAN CENTER DRIVE, SUITE # 800, BLOOMINGTON, MN (https://www.google.com/maps/place/8300%20NORMAN%20CENTER%20DRIVE,%20SUITE%20#%20800,BLOOMINGTON,MN)	Graph	2	\$66,500.00	\$63,000.00	\$63,000.00
P3 TECHNOLOGIES INC, 8300 NORMAN CENTER DRIVE, SUITE 400, BLOOMINGTON, MN (https://www.google.com/maps/place/8300%20NORMAN%20CENTER%20DRIVE,%20SUITE%20400,BLOOMINGTON,MN)	Graph	2	\$74,312.00	\$70,000.00	\$70,000.00
TATA CONSULTANCY SERVICES LIMITED, 8300 NORMAN CENTER DRIVE, SUITE 600, BLOOMINGTON, MN (https://www.google.com/maps/place/8300%20NORMAN%20CENTER%20DRIVE,%20SUITE%20600,BLOOMINGTON,MN)	Graph	2	\$68,557.00	\$68,557.00	\$68,557.00
WIPRO LIMITED, 8300 NORMAN CENTER DRIVE, SUITE 800, BLOOMINGTON, MN (https://www.google.com/maps/place/8300%20NORMAN%20CENTER%20DRIVE,%20SUITE%20800,BLOOMINGTON,MN)	Graph	3	\$64,522.00	\$64,522.00	\$64,522.00
SPRY INFO SOLUTION INC, 8300 NORMAN CENTER DR, BLOOMINGTON, MN (https://www.google.com/maps/place/8300%20NORMAN%20CENTER%20DR,BLOOMINGTON,MN)	Graph	9	\$69,703.89	\$65,000.00	\$60,000.00

Employer Name/Worksite Address	Graph	Count	Mean Wage	Median Wage	Lowest Wage	Highest Wage
INTELLECT BUSINESS SOLUTIONS, LLC, 8300 NORMAN CENTER DRIVE, BLOOMINGTON, MN (https://www.google.com/maps/place/8300%20NORMAN%20CENTER%20DRIVE,BLOOMINGTON,MN)	Graph	21	\$75,849.33	\$65,707.00	\$52,000.00	\$88,000.00
TATA CONSULTANCY SERVICES LIMITED, 8300 NORMAN CENTER DRIVE,, BLOOMINGTON, MN (https://www.google.com/maps/place/8300%20NORMAN%20CENTER%20DRIVE,,BLOOMINGTON,MN)	Graph	44	\$64,522.00	\$64,522.00	\$64,522.00	\$64,522.00
Totals	Graph	86	\$68,167.94	\$64,522.00	\$52,000.00	\$88,000.00

Latitude: 44.853758 Longitude: -93.356079

Employer Name/Employer Address	Graph	Count	Mean Wage	Median Wage	Lowest Wage	Highest Wage
INTEGRATED DECISIONS AND SYSTEMS, INC., 8500 NORMANDALE LAKE BOULEVARD, MINNEAPOLIS, MN (https://www.google.com/maps/place/8500%20NORMANDALE%20LAKE%20BOULEVARD,MINNEAPOLIS,MN)	Graph	1	\$92,893.00	\$92,893.00	\$92,893.00	\$92,893.00
INTEGRATED DECISIONS AND SYSTEMS, INC., 8500 NORMANDALE LAKES BLVD, MINNEAPOLIS, MN (https://www.google.com/maps/place/8500%20NORMANDALE%20LAKES%20BLVD,MINNEAPOLIS,MN)	Graph	1	\$93,621.00	\$93,621.00	\$93,621.00	\$93,621.00
INTEGRATED DECISIONS AND SYTEMS, INC., 8500 NORMANDALE LAKE BOULEVARD, MINNEAPOLIS, MN (https://www.google.com/maps/place/8500%20NORMANDALE%20LAKE%20BOULEVARD,MINNEAPOLIS,MN)	Graph	1	\$78,707.00	\$78,707.00	\$78,707.00	\$78,707.00
LAMEX FOODS, INC., 8500 NORMANDALE LAKE BLVD., BLOOMINGTON, MN (https://www.google.com/maps/place/8500%20NORMANDALE%20LAKE%20BLVD.,BLOOMINGTON,MN)	Graph	1	\$85,000.00	\$85,000.00	\$85,000.00	\$85,000.00
Totals	Graph	4	\$87,555.25	\$85,000.00	\$78,707.00	\$93,621.00

Employer Name/Worksite Address	Graph	Count	Mean Wage	Median Wage	Lowest Wage	Highest Wage
CAREMARK, LLC, 8300 NORMANDALE LAKE BLVD, BLOOMINGTON, MN (https://www.google.com/maps/place/8300%20NORMANDALE%20LAKE%20BLVD,BLOOMINGTON,MN)	Graph	1	\$108,264.00	\$108,264.00	\$108,264.00	\$108,264.00
GENIUS MINDS LLC, 8500 NORMANDALE LAKE BLVD, BLOOMINGTON, MN (https://www.google.com/maps/place/8500%20NORMANDALE%20LAKE%20BLVD,BLOOMINGTON,MN)	Graph	1	\$65,000.00	\$65,000.00	\$65,000.00	\$65,000.00
INTEGRATED DECISIONS AND SYSTEMS, INC., 8500 NORMANDALE LAKE BOULEVARD, MINNEAPOLIS, MN (https://www.google.com/maps/place/8500%20NORMANDALE%20LAKE%20BOULEVARD,MINNEAPOLIS,MN)	Graph	1	\$92,893.00	\$92,893.00	\$92,893.00	\$92,893.00
INTEGRATED DECISIONS AND SYSTEMS, INC., 8500 NORMANDALE LAKES BLVD, MINNEAPOLIS, MN (https://www.google.com/maps/place/8500%20NORMANDALE%20LAKES%20BLVD,MINNEAPOLIS,MN)	Graph	1	\$93,621.00	\$93,621.00	\$93,621.00	\$93,621.00
INTEGRATED DECISIONS AND SYTEMS, INC., 8500 NORMANDALE LAKE BLVD., MINNEAPOLIS, MN (https://www.google.com/maps/place/8500%20NORMANDALE%20LAKE%20BLVD.,MINNEAPOLIS,MN)	Graph	1	\$78,707.00	\$78,707.00	\$78,707.00	\$78,707.00
LAMEX FOODS, INC., 8500 NORMANDALE LAKE BLVD., BLOOMINGTON, MN (https://www.google.com/maps/place/8500%20NORMANDALE%20LAKE%20BLVD.,BLOOMINGTON,MN)	Graph	1	\$85,000.00	\$85,000.00	\$85,000.00	\$85,000.00
Totals	Graph	6	\$87,247.50	\$85,000.00	\$65,000.00	\$108,264.00

Latitude: 44.854058 Longitude: -93.353487

Employer Name/Employer Address	Graph	Count	Mean Wage	Median Wage	Lowest Wage	Highest Wage
PROJECT PORSCHE HOLDING CORPORATION, 5600 WEST 83RD STREET, BLOOMINGTON, MN (https://www.google.com/maps/place/5600%20WEST%2083RD%20STREET,BLOOMINGTON,MN)	Graph	1	\$85,312.80	\$85,312.80	\$85,312.80	\$85,312.80
Totals	Graph	1	\$85,312.80	\$85,312.80	\$85,312.80	\$85,312.80

Employer Name/Worksite Address	Graph	Count	Mean Wage	Median Wage	Lowest Wage	Highest Wage
DAUGHERTY BUSINESS SOLUTIONS, 5600 WEST 83RD STREET, BLOOMINGTON, MN (https://www.google.com/maps/place/5600%20WEST%2083RD%20STREET,BLOOMINGTON,MN)	Graph	1	\$64,500.00	\$64,500.00	\$64,500.00	\$64,500.00
RELIABLE SOFTWARE RESOURCES, INC., 5600 WEST 83RD STREET, MINNEAPOLIS, MN (https://www.google.com/maps/place/5600%20WEST%2083RD%20STREET,MINNEAPOLIS,MN)	Graph	2	\$80,000.00	\$80,000.00	\$80,000.00	\$80,000.00
Totals	Graph	3	\$74,833.33	\$80,000.00	\$64,500.00	\$80,000.00

Latitude: 44.854093 Longitude: -93.157865

Employer Name/Worksite Address	Graph	Count	Mean Wage	Median Wage	Lowest Wage	Highest Wage
COMMUNICATION EXPERTS INC., 1305, CORPORATE CENTER DRIVE, EAGAN, MN (https://www.google.com/maps/place/1305,%20CORPORATE%20CENTER%20DRIVE,EAGAN,MN)	Graph	1	\$115,000.00	\$115,000.00	\$115,000.00	\$115,000.00
Totals	Graph	1	\$115,000.00	\$115,000.00	\$115,000.00	\$115,000.00

Latitude: 44.854111 Longitude: -93.46195

Employer Name/Worksite Address	Graph	Count	Mean Wage	Median Wage	Lowest Wage	Highest Wage
VITS CONSULTING CORP, 8240 TAMARACK TRAIL, EDEN PRAIRIE, MN (https://www.google.com/maps/place/8240%20TAMARACK%20TRAIL,EDEN%20PRAIRIE,MN)	Graph	2	\$69,750.50	\$64,501.00	\$64,501.00	\$75,000.00
Totals	Graph	2	\$69,750.50	\$64,501.00	\$64,501.00	\$75,000.00

Employer Name/Worksite Address	Graph	Count	Mean Wage	Median Wage	Lowest Wage	Highest Wage
VITS CONSULTING CORP, 8240 TAMARACK TRAIL, EDEN PRAIRIE, MN (https://www.google.com/maps/place/8240%20TAMARACK%20TRAIL,EDEN%20PRAIRIE,MN)	Graph	2	\$69,750.50	\$64,501.00	\$64,501.00	\$75,000.00
Totals	Graph	2	\$69,750.50	\$64,501.00	\$64,501.00	\$75,000.00

Latitude: 44.854421 Longitude: -93.123185

Employer Name/Worksite Address	Graph	Count	Mean Wage	Median Wage	Lowest Wage	Highest Wage
WHITE HOUSE CUSTOM COLOUR, INC., 2840 LONE OAK PARKWAY, EAGAN, MN (https://www.google.com/maps/place/2840%20LONE%20OAK%20PARKWAY,EAGAN,MN)	Graph	1	\$115,000.00	\$115,000.00	\$115,000.00	\$115,000.00
Totals	Graph	1	\$115,000.00	\$115,000.00	\$115,000.00	\$115,000.00

Employer Name/Worksite Address	Graph	Count	Mean Wage	Median Wage	Lowest Wage	Highest Wage
WHITE HOUSE CUSTOM COLOUR, INC., 2840 LONE OAK PARKWAY, EAGAN, MN (https://www.google.com/maps/place/2840%20LONE%20OAK%20PARKWAY,EAGAN,MN)	Graph	1	\$115,000.00	\$115,000.00	\$115,000.00	\$115,000.00
Totals	Graph	1	\$115,000.00	\$115,000.00	\$115,000.00	\$115,000.00

Latitude: 44.854879 Longitude: -93.146848

Employer Name/Worksite Address	Graph	Count	Mean Wage	Median Wage	Lowest Wage	Highest Wage
BOSTON SCIENTIFIC CORPORATION, 4211 LEXINGTON AVE N, ARDEN HILLS, MN (https://www.google.com/maps/place/4211%20LEXINGTON%20AVE%20N,ARDEN%20HILLS,MN)	Graph	1	\$95,000.00	\$95,000.00	\$95,000.00	\$95,000.00
Totals	Graph	1	\$95,000.00	\$95,000.00	\$95,000.00	\$95,000.00

Latitude: 44.854919 Longitude: -93.160055

Employer Name/Worksite Address	Graph	Count	Mean Wage	Median Wage	Lowest Wage	Highest Wage
POLAKAMS, 1284 CORPORATE CENTER DR, ST PAUL, MN (https://www.google.com/maps/place/1284%20CORPORATE%20CENTER%20DR,ST%20PAUL,MN)	Graph	1	\$112,000.00	\$112,000.00	\$112,000.00	\$112,000.00
Totals	Graph	1	\$112,000.00	\$112,000.00	\$112,000.00	\$112,000.00

Latitude: 44.854948 Longitude: -93.225478

Employer Name/Worksite Address	Graph	Count	Mean Wage	Median Wage	Lowest Wage	Highest Wage
--------------------------------	-------	-------	-----------	-------------	-------------	--------------

Employer Name/Worksite Address	Graph	Count	Mean Wage	Median Wage	Lowest Wage	Highest Wage
GROUP HEALTH PLAN, INC., 3311 E. OLD SHAKOPEE ROAD, BLOOMINGTON, MN (https://www.google.com/maps/place/3311%20E.%20OLD%20SHAKOPEE%20ROAD,BLOOMINGTON,MN)	Graph	1	\$88,200.00	\$88,200.00	\$88,200.00	\$88,200.00
GROUP HEALTH PLAN, INC., 3311 E. OLD SHAKOPEE ROAD, BLOOMINGTON, MN (https://www.google.com/maps/place/3311%20E.%20OLD%20SHAKOPEE%20ROAD,BLOOMINGTON,MN)	Graph	2	\$74,621.00	\$59,842.00	\$59,842.00	\$89,400.00
Totals	Graph	3	\$79,147.33	\$88,200.00	\$59,842.00	\$89,400.00

Latitude: 44.854966 Longitude: -93.465968

Employer Name/Employer Address	Graph	Count	Mean Wage	Median Wage	Lowest Wage	Highest Wage
LIFTPPOINT CONSULTING, INC., 14852 SCENIC HEIGHTS ROAD, EDEN PRAIRIE, MN (https://www.google.com/maps/place/14852%20SCENIC%20HEIGHTS%20ROAD,EDEN%20PRAIRIE,MN)	Graph	2	\$97,874.50	\$91,915.00	\$91,915.00	\$103,834.00
Totals	Graph	2	\$97,874.50	\$91,915.00	\$91,915.00	\$103,834.00

Employer Name/Worksite Address	Graph	Count	Mean Wage	Median Wage	Lowest Wage	Highest Wage
LIFTPPOINT CONSULTING, INC., 14852 SCENIC HEIGHTS ROAD, EDEN PRAIRIE, MN (https://www.google.com/maps/place/14852%20SCENIC%20HEIGHTS%20ROAD,EDEN%20PRAIRIE,MN)	Graph	3	\$86,916.33	\$91,915.00	\$65,000.00	\$103,834.00
Totals	Graph	3	\$86,916.33	\$91,915.00	\$65,000.00	\$103,834.00

Latitude: 44.855139 Longitude: -93.248108

Employer Name/Employer Address	Graph	Count	Mean Wage	Median Wage	Lowest Wage	Highest Wage
SOLUTION DYNAMICS, INC., 2626 EAST 82ND STREET, BLOOMINGTON, MN (https://www.google.com/maps/place/2626%20EAST%2082ND%20STREET,BLOOMINGTON,MN)	Graph	1	\$99,195.00	\$99,195.00	\$99,195.00	\$99,195.00
Totals	Graph	1	\$99,195.00	\$99,195.00	\$99,195.00	\$99,195.00

Employer Name/Worksite Address	Graph	Count	Mean Wage	Median Wage	Lowest Wage	Highest Wage
SOLUTION DYNAMICS, INC., 2626 EAST 82ND STREET, BLOOMINGTON, MN (https://www.google.com/maps/place/2626%20EAST%2082ND%20STREET,BLOOMINGTON,MN)	Graph	1	\$99,195.00	\$99,195.00	\$99,195.00	\$99,195.00
Totals	Graph	1	\$99,195.00	\$99,195.00	\$99,195.00	\$99,195.00

Latitude: 44.855197 Longitude: -93.300506

Employer Name/Worksite Address	Graph	Count	Mean Wage	Median Wage	Lowest Wage	Highest Wage
EMBLEMATIC TECH SOLUTIONS, LLC, 1650W 82ND STREET, SUITE#1100, MINNEAPOLIS, MN (https://www.google.com/maps/place/1650W%2082ND%20STREET,%20SUITE#1100,MINNEAPOLIS,MN)	Graph	3	\$65,000.00	\$65,000.00	\$65,000.00	\$65,000.00
Totals	Graph	3	\$65,000.00	\$65,000.00	\$65,000.00	\$65,000.00

Latitude: 44.855326 Longitude: -93.300193

Employer Name/Employer Address	Graph	Count	Mean Wage	Median Wage	Lowest Wage	Highest Wage
LANDIS+GYR ANALYTICS LLC, 1650 W 82ND STREET, BLOOMINGTON, MN (https://www.google.com/maps/place/1650%20W%2082ND%20STREET,BLOOMINGTON,MN)	Graph	1	\$64,500.00	\$64,500.00	\$64,500.00	\$64,500.00
Totals	Graph	1	\$64,500.00	\$64,500.00	\$64,500.00	\$64,500.00

Employer Name/Worksite Address	Graph	Count	Mean Wage	Median Wage	Lowest Wage	Highest Wage
--------------------------------	-------	-------	-----------	-------------	-------------	--------------

Employer Name/Worksite Address	Graph	Count	Mean Wage	Median Wage	Lowest Wage	Highest Wage
COMPUNNEL SOFTWARE GROUP, INC., 1650 W 82ND ST STE 1100, MINNEAPOLIS, MN (https://www.google.com/maps/place/1650%20W%2082ND%20ST%20STE%201100,MINNEAPOLIS,MN)	Graph	1	\$86,700.00	\$86,700.00	\$86,700.00	\$86,700.00
DATA WAREHOUSE LABS INC, 1650 WEST 82ND STREET,, BLOOMINGTON, MN (https://www.google.com/maps/place/1650%20WEST%2082ND%20STREET,,BLOOMINGTON,MN)	Graph	1	\$79,000.00	\$79,000.00	\$79,000.00	\$79,000.00
GENIUS MINDS LLC, 1650 W 82ND STREET # 1100, MINNEAPOLIS, MN (https://www.google.com/maps/place/1650%20W%2082ND%20STREET%20#%201100,MINNEAPOLIS,MN)	Graph	2	\$65,000.00	\$65,000.00	\$65,000.00	\$65,000.00
LANDIS+GYR ANALYTICS LLC, 1650 W 82ND STREET, BLOOMINGTON, MN (https://www.google.com/maps/place/1650%20W%2082ND%20STREET,BLOOMINGTON,MN)	Graph	2	\$69,388.50	\$64,500.00	\$64,500.00	\$74,277.00
VIRGO, INC., 1650 WEST 82ND STREET, BLOOMINGTON, MN (https://www.google.com/maps/place/1650%20WEST%2082ND%20STREET,BLOOMINGTON,MN)	Graph	4	\$73,183.20	\$75,000.00	\$62,732.80	\$78,000.00
Totals	Graph	10	\$72,720.98	\$74,277.00	\$62,732.80	\$86,700.00

Latitude: 44.855491 Longitude: -93.224534

Employer Name/Worksite Address	Graph	Count	Mean Wage	Median Wage	Lowest Wage	Highest Wage
NETSTRIVE CONSULTING, 8170, 33RD AVE. S, BLOOMINGTON, MN (https://www.google.com/maps/place/8170,%2033RD%20AVE.%20S,BLOOMINGTON,MN)	Graph	1	\$78,000.00	\$78,000.00	\$78,000.00	\$78,000.00
Totals	Graph	1	\$78,000.00	\$78,000.00	\$78,000.00	\$78,000.00

Latitude: 44.855697 Longitude: -93.594754

Employer Name/Employer Address	Graph	Count	Mean Wage	Median Wage	Lowest Wage	Highest Wage
AERATION INDUSTRIES INTERNATIONAL, LLC, 4100 PEAVEY ROAD, CHASKA, MN (https://www.google.com/maps/place/4100%20PEAVEY%20ROAD,CHASKA,MN)	Graph	2	\$49,025.50	\$42,973.00	\$42,973.00	\$55,078.00
Totals	Graph	2	\$49,025.50	\$42,973.00	\$42,973.00	\$55,078.00

Employer Name/Worksite Address	Graph	Count	Mean Wage	Median Wage	Lowest Wage	Highest Wage
AERATION INDUSTRIES INTERNATIONAL, LLC, 4100 PEAVEY ROAD, CHASKA, MN (https://www.google.com/maps/place/4100%20PEAVEY%20ROAD,CHASKA,MN)	Graph	2	\$49,025.50	\$42,973.00	\$42,973.00	\$55,078.00
Totals	Graph	2	\$49,025.50	\$42,973.00	\$42,973.00	\$55,078.00

Latitude: 44.855782 Longitude: -93.32898

Employer Name/Employer Address	Graph	Count	Mean Wage	Median Wage	Lowest Wage	Highest Wage
POINTCLICKCARE TECHNOLOGIES USA CORP., 3500 AMERICAN BLVD W., BLOOMINGTON, MN (https://www.google.com/maps/place/3500%20AMERICAN%20BLVD%20W.,BLOOMINGTON,MN)	Graph	1	\$95,000.00	\$95,000.00	\$95,000.00	\$
POINTCLICKCARE TECHNOLOGIES USA CORP., 3500 AMERICAN BOULEVARD W., BLOOMINGTON, MN (https://www.google.com/maps/place/3500%20AMERICAN%20BOULEVARD%20W.,BLOOMINGTON,MN)	Graph	1	\$80,000.00	\$80,000.00	\$80,000.00	\$
POINTCLICKCARE TECHNOLOGIES USA CORP., 3500 W. AMERICAN BLVD, BLOOMINGTON, MN (https://www.google.com/maps/place/3500%20W.%20AMERICAN%20BLVD,BLOOMINGTON,MN)	Graph	1	\$95,000.00	\$95,000.00	\$95,000.00	\$
POINTCLICKCARE TECHNOLOGIES USA CORP., 3500 W. AMERICAN BLVD. W., BLOOMINGTON, MN (https://www.google.com/maps/place/3500%20W.%20AMERICAN%20BLVD.%20W.,BLOOMINGTON,MN)	Graph	1	\$100,000.00	\$100,000.00	\$100,000.00	\$
SAWTOOTH SOLUTIONS, LLC, 3500 AMERICAN BLVD. W, SUITE 150, MINNEAPOLIS, MN (https://www.google.com/maps/place/3500%20AMERICAN%20BLVD.%20W,%20SUITE%20150,MINNEAPOLIS,MN)	Graph	1	\$78,624.00	\$78,624.00	\$78,624.00	\$
POINTCLICKCARE TECHNOLOGIES USA CORP, 3500 W. AMERICAN BLVD. W., BLOOMINGTON, MN (https://www.google.com/maps/place/3500%20W.%20AMERICAN%20BLVD.%20W.,BLOOMINGTON,MN)	Graph	5	\$82,190.00	\$80,000.00	\$77,250.00	\$
Totals	Graph	10	\$85,957.40	\$80,000.00	\$77,250.00	\$

Employer Name/Worksite Address	Graph	Count	Mean Wage	Median Wage	Lowest Wage	Highest Wage
--------------------------------	-------	-------	-----------	-------------	-------------	--------------

Employer Name/Worksite Address	Graph	Count	Mean Wage	Median Wage	Lowest Wage	Hig W
POINTCLICKCARE TECHNOLOGIES USA CORP., 3500 AMERICAN BLVD W., BLOOMINGTON, MN (https://www.google.com/maps/place/3500%20AMERICAN%20BLVD%20W.,BLOOMINGTON,MN)	Graph	1	\$95,000.00	\$95,000.00	\$95,000.00	\$95,0
POINTCLICKCARE TECHNOLOGIES USA CORP., 3500 AMERICAN BOULEVARD W., BLOOMINGTON, MN (https://www.google.com/maps/place/3500%20AMERICAN%20BOULEVARD%20W.,BLOOMINGTON,MN)	Graph	1	\$80,000.00	\$80,000.00	\$80,000.00	\$80,0
POINTCLICKCARE TECHNOLOGIES USA CORP., 3500 W. AMERICAN BLVD, BLOOMINGTON, MN (https://www.google.com/maps/place/3500%20W.%20AMERICAN%20BLVD,BLOOMINGTON,MN)	Graph	1	\$95,000.00	\$95,000.00	\$95,000.00	\$95,0
SAWTOOTH SOLUTIONS, LLC, 3500 AMERICAN BLVD W., SUITE 150, MINNEAPOLIS, MN (https://www.google.com/maps/place/3500%20AMERICAN%20BLVD%20W.,%20SUITE%20150,MINNEAPOLIS,MN)	Graph	1	\$78,624.00	\$78,624.00	\$78,624.00	\$78,6
POINTCLICKCARE TECHNOLOGIES USA CORP., 3500 W. AMERICAN BLVD. W., BLOOMINGTON, MN (https://www.google.com/maps/place/3500%20W.%20AMERICAN%20BLVD.%20W.,BLOOMINGTON,MN)	Graph	6	\$85,158.33	\$80,000.00	\$77,250.00	\$100,
Totals	Graph	10	\$85,957.40	\$80,000.00	\$77,250.00	\$100,

Latitude: 44.855784 Longitude: -93.329005

Employer Name/Employer Address	Graph	Count	Mean Wage	Median Wage	Lowest Wage	Hi V
WYDE CORPORATION, 3600 AMERICAN BLVD. W., SUITE 330, BLOOMINGTON, MN (https://www.google.com/maps/place/3600%20AMERICAN%20BLVD.%20W.,%20SUITE%20330,BLOOMINGTON,MN)	Graph	2	\$77,906.50	\$62,733.00	\$62,733.00	\$93
Totals	Graph	2	\$77,906.50	\$62,733.00	\$62,733.00	\$93

Employer Name/Worksite Address	Graph	Count	Mean Wage	Median Wage	Lowest Wage	Highest Wage
WYDE CORPORATION, 3600 AMERICAN BLVD, BLOOMINGTON, MN (https://www.google.com/maps/place/3600%20AMERICAN%20BLVD,BLOOMINGTON,MN)	Graph	1	\$62,733.00	\$62,733.00	\$62,733.00	\$62,733.00
WYDE CORPORATION, 3600 AMERICAN BLVD W., BLOOMINGTON, MN (https://www.google.com/maps/place/3600%20AMERICAN%20BLVD%20W.,BLOOMINGTON,MN)	Graph	51	\$87,747.16	\$93,080.00	\$77,771.00	\$97,510.00
MPHASIS CORPORATION, 3600 AMERICAN BLVD W, BLOOMINGTON, MN (https://www.google.com/maps/place/3600%20AMERICAN%20BLVD%20W,BLOOMINGTON,MN)	Graph	115	\$68,524.39	\$68,557.00	\$64,501.00	\$75,691.00
Totals	Graph	167	\$74,360.14	\$68,557.00	\$62,733.00	\$97,510.00

Latitude: 44.855794 Longitude: -93.329133

Employer Name/Employer Address	Graph	Count	Mean Wage	Median Wage	Lowest Wage
QUETICA, LLC, 3800 AMERICAN BLVD WEST, SUITE 1500, BLOOMINGTON, MN (https://www.google.com/maps/place/3800%20AMERICAN%20BLVD%20WEST,%20SUITE%201500,BLOOMINGTON,MN)	Graph	1	\$68,000.00	\$68,000.00	\$68,000.00
LOGIC INFORMATION SYSTEMS, INC., 3800 AMERICAN BOULEVARD WEST, BLOOMINGTON, MN (https://www.google.com/maps/place/3800%20AMERICAN%20BOULEVARD%20WEST,BLOOMINGTON,MN)	Graph	48	\$68,582.31	\$60,000.00	\$60,000.00
Totals	Graph	49	\$68,570.43	\$60,000.00	\$60,000.00

Employer Name/Worksite Address	Graph	Count	Mean Wage	Median Wage	Lowest Wage
V TEK SOLUTIONS INC, 3800 AMERICAN BOULEVARD, WEST, SUITE 500, MINNEAPOLIS, MN (https://www.google.com/maps/place/3800%20AMERICAN%20BOULEVARD,%20WEST,%20SUITE%20500,MINNEAPOLIS,MN)	Graph	1	\$80,000.00	\$80,000.00	\$80,000
APTTECH SOFTWARE SOLUTIONS INC, 3800 AMERICAN BLVD WEST SUITE 500, MINNEAPOLIS, MN (https://www.google.com/maps/place/3800%20AMERICAN%20BLVD%20WEST%20SUITE%20500,MINNEAPOLIS,MN)	Graph	2	\$80,000.00	\$80,000.00	\$80,000
LOGIC INFORMATION SYSTEMS, INC., 3800 AMERICAN BOULEVARD WEST, BLOOMINGTON, MN (https://www.google.com/maps/place/3800%20AMERICAN%20BOULEVARD%20WEST,BLOOMINGTON,MN)	Graph	48	\$68,582.31	\$60,000.00	\$60,000
Totals	Graph	51	\$69,253.94	\$60,000.00	\$60,000

Latitude: 44.85605 Longitude: -93.225533

Employer Name/Employer Address	Graph	Count	Mean Wage	Median Wage	Lowest Wage	Highest Wage
--------------------------------	-------	-------	-----------	-------------	-------------	--------------

Employer Name/Employer Address	Graph	Count	Mean Wage	Median Wage	Lowest Wage	Highest Wage
GROUP HEALTH PLAN, INC. DBA HEALTHPARTNERS, INC., 8170 33RD AVENUE SOUTH, BLOOMINGTON, MN (https://www.google.com/maps/place/8170%2033RD%20AVENUE%20SOUTH,BLOOMINGTON,MN)	Graph	2	\$77,918.50	\$77,917.00	\$77,917.00	\$77,920.00
GROUP HEALTH PLAN, INC., 8170 33RD AVENUE SOUTH, BLOOMINGTON, MN (https://www.google.com/maps/place/8170%2033RD%20AVENUE%20SOUTH,BLOOMINGTON,MN)	Graph	32	\$131,162.42	\$89,400.00	\$59,842.00	\$475,000.00
Totals	Graph	34	\$128,030.43	\$87,880.00	\$59,842.00	\$475,000.00

Employer Name/Worksite Address	Graph	Count	Mean Wage	Median Wage	Lowest Wage	Highest Wage
FARGO SOLUTIONS INC., 8170 33RD AVENUE S, BLOOMINGTON, MN (https://www.google.com/maps/place/8170%2033RD%20AVENUE%20S,BLOOMINGTON,MN)	Graph	1	\$65,000.00	\$65,000.00	\$65,000.00	\$65,000.00
NETSTRIVE CONSULTING, 8170 33RD AVE S., BLOOMINGTON, MN (https://www.google.com/maps/place/8170%2033RD%20AVE%20S.,BLOOMINGTON,MN)	Graph	1	\$78,624.00	\$78,624.00	\$78,624.00	\$78,624.00
GRAPNEL TECH SERVICES, LLC, 8170 33RD AVE. S., BLOOMINGTON, MN (https://www.google.com/maps/place/8170%2033RD%20AVE.%20S.,BLOOMINGTON,MN)	Graph	2	\$74,000.00	\$70,000.00	\$70,000.00	\$78,000.00
KPMG LLP, 8170 33RD AVE S, BLOOMINGTON, MN (https://www.google.com/maps/place/8170%2033RD%20AVE%20S,BLOOMINGTON,MN)	Graph	2	\$76,300.00	\$72,000.00	\$72,000.00	\$80,600.00
PROWISE SOLUTIONS, INC., 8170 33RD AVNUE SOUTH, BLOOMINGTON, MN (https://www.google.com/maps/place/8170%2033RD%20AVNUE%20SOUTH,BLOOMINGTON,MN)	Graph	2	\$85,000.00	\$85,000.00	\$85,000.00	\$85,000.00
UNIVERSAL BUSINESS CONSULTING, INC., 8170 33RD AVENUE S., BLOOMINGTON, MN (https://www.google.com/maps/place/8170%2033RD%20AVENUE%20S.,BLOOMINGTON,MN)	Graph	2	\$72,000.00	\$72,000.00	\$72,000.00	\$72,000.00
GROUP HEALTH PLAN, INC., 8170 33RD AVENUE SOUTH, BLOOMINGTON, MN (https://www.google.com/maps/place/8170%2033RD%20AVENUE%20SOUTH,BLOOMINGTON,MN)	Graph	19	\$78,632.82	\$77,917.00	\$63,606.00	\$108,300.00
Totals	Graph	29	\$77,663.71	\$77,917.00	\$63,606.00	\$108,300.00

Latitude: 44.856291 Longitude: -93.54716

Employer Name/Employer Address	Graph	Count	Mean Wage	Median Wage	Lowest Wage	Highest Wage
QUANTUM CONTROLS, INC., 1691 LAKE DRIVE WEST, CHANHASSEN, MN (https://www.google.com/maps/place/1691%20LAKE%20DRIVE%20WEST,CHANHASSEN,MN)	Graph	1	\$64,000.00	\$64,000.00	\$64,000.00	\$64,000.00
Totals	Graph	1	\$64,000.00	\$64,000.00	\$64,000.00	\$64,000.00

Employer Name/Worksite Address	Graph	Count	Mean Wage	Median Wage	Lowest Wage	Highest Wage
QUANTUM CONTROLS, INC., 1691 LAKE DRIVE WEST, CHANHASSEN, MN (https://www.google.com/maps/place/1691%20LAKE%20DRIVE%20WEST,CHANHASSEN,MN)	Graph	1	\$64,000.00	\$64,000.00	\$64,000.00	\$64,000.00
Totals	Graph	1	\$64,000.00	\$64,000.00	\$64,000.00	\$64,000.00

Latitude: 44.856456 Longitude: -93.163714

Employer Name/Employer Address	Graph	Count	Mean Wage	Median Wage	Lowest Wage	Highest Wage
ALEVAR TECHNOLOGIES, INC., 1400 CORPORATE CENTER CURVE, SUITE 131, EAGAN, MN (https://www.google.com/maps/place/1400%20CORPORATE%20CENTER%20CURVE,%20SUITE%20131,EAGAN,MN)	Graph	10	\$65,400.00	\$65,000.00	\$65,000.00	\$65,400.00
Totals	Graph	10	\$65,400.00	\$65,000.00	\$65,000.00	\$65,400.00

Employer Name/Worksite Address	Graph	Count	Mean Wage	Median Wage	Lowest Wage	Highest Wage
ALEVAR TECHNOLOGIES, INC., 1400 CORPORATE CENTER CURVE, #131, EAGAN, MN (https://www.google.com/maps/place/1400%20CORPORATE%20CENTER%20CURVE,%20#131,EAGAN,MN)	Graph	1	\$65,000.00	\$65,000.00	\$65,000.00	\$65,000.00
ALEVAR TECHNOLOGIES, INC., 1400 CORPORATE CENTER CURVE, SUITE 131, EAGAN, MN (https://www.google.com/maps/place/1400%20CORPORATE%20CENTER%20CURVE,%20SUITE%20131,EAGAN,MN)	Graph	7	\$65,285.71	\$65,000.00	\$65,000.00	\$65,400.00
Totals	Graph	8	\$65,250.00	\$65,000.00	\$65,000.00	\$65,400.00

Latitude: 44.856543 Longitude: -93.460337

Employer Name/Worksite Address	Graph	Count	Mean Wage	Median Wage	Lowest Wage	Highest Wage
TATA CONSULTANCY SERVICES LIMITED, 8100 MITCHELL RD., EDEN PRAIRIE, MN (https://www.google.com/maps/place/8100%20MITCHELL%20RD.,EDEN%20PRAIRIE,MN)	Graph	1	\$64,522.00	\$64,522.00	\$64,522.00	\$64,522.00
TATA CONSULTANCY SERVICES LIMITED, 8100 MITCHELL RD, EDEN PRAIRIE, MN (https://www.google.com/maps/place/8100%20MITCHELL%20RD,EDEN%20PRAIRIE,MN)	Graph	8	\$67,376.00	\$64,522.00	\$62,500.00	\$76,648.00
TATA CONSULTANCY SERVICES LIMITED, 8100 MITCHELL ROAD, EDEN PRAIRIE, MN (https://www.google.com/maps/place/8100%20MITCHELL%20ROAD,EDEN%20PRAIRIE,MN)	Graph	10	\$72,139.60	\$64,522.00	\$64,522.00	\$100,000.00
Totals	Graph	19	\$69,732.95	\$64,522.00	\$62,500.00	\$100,000.00

Latitude: 44.856665 Longitude: -93.288305

Employer Name/Employer Address	Graph	Count	Mean Wage	Median Wage	Lowest Wage	Highest Wage
THE TORO COMPANY, 8111 LYNDALE AVENUE SOUTH, BLOOMINGTON, MN (https://www.google.com/maps/place/8111%20LYNDALE%20AVENUE%20SOUTH,BLOOMINGTON,MN)	Graph	3	\$82,197.00	\$75,691.00	\$68,000.00	\$102,900.00
Totals	Graph	3	\$82,197.00	\$75,691.00	\$68,000.00	\$102,900.00

Employer Name/Worksite Address	Graph	Count	Mean Wage	Median Wage	Lowest Wage	Highest Wage
THE TORO COMPANY, 8111 LYNDALE AVE. S, BLOOMINGTON, MN (https://www.google.com/maps/place/8111%20LYNDALE%20AVE.%20S,BLOOMINGTON,MN)	Graph	1	\$75,691.00	\$75,691.00	\$75,691.00	\$75,691.00
3S BUSINESS CORPORATION, 8111 LYNDALE AVENUE SOUTH, BLOOMINGTON, MN (https://www.google.com/maps/place/8111%20LYNDALE%20AVENUE%20SOUTH,BLOOMINGTON,MN)	Graph	3	\$77,166.65	\$68,600.00	\$59,999.94	\$102,900.00
FUJITSU AMERICA, INC., 8111 LINDALE AVENUE S, BLOOMINGTON, MN (https://www.google.com/maps/place/8111%20LINDALE%20AVENUE%20S,BLOOMINGTON,MN)	Graph	36	\$76,147.17	\$76,734.00	\$69,849.00	\$80,098.00
CYIENT INC., 8111 LYNDALE AVENUE. S., BLOOMINGTON, MN (https://www.google.com/maps/place/8111%20LYNDALE%20AVENUE.%20S.,BLOOMINGTON,MN)	Graph	51	\$65,850.49	\$71,490.00	\$59,842.00	\$75,075.00
Totals	Graph	91	\$70,405.10	\$71,490.00	\$59,842.00	\$102,900.00

Latitude: 44.856893 Longitude: -93.288435

Employer Name/Worksite Address	Graph	Count	Mean Wage	Median Wage	Lowest Wage	Highest Wage
THE TORO COMPANY, 8111 LYNDALE AVENUE, BLOOMINGTON, MN (https://www.google.com/maps/place/8111%20LYNDALE%20AVENUE,BLOOMINGTON,MN)	Graph	1	\$68,000.00	\$68,000.00	\$68,000.00	\$68,000.00
Totals	Graph	1	\$68,000.00	\$68,000.00	\$68,000.00	\$68,000.00

Latitude: 44.856956 Longitude: -93.136969

Employer Name/Employer Address	Graph	Count	Mean Wage	Median Wage	Lowest Wage	Highest Wage
ENCLOS CORP., 2770 BLUE WATER ROAD, EAGAN, MN (https://www.google.com/maps/place/2770%20BLUE%20WATER%20ROAD,EAGAN,MN)	Graph	1	\$77,293.00	\$77,293.00	\$77,293.00	\$77,293.00
Totals	Graph	1	\$77,293.00	\$77,293.00	\$77,293.00	\$77,293.00

Employer Name/Worksite Address	Graph	Count	Mean Wage	Median Wage	Lowest Wage	Highest Wage
ENCLOS CORP., 2770 BLUE WATER ROAD, EAGAN, MN (https://www.google.com/maps/place/2770%20BLUE%20WATER%20ROAD,EAGAN,MN)	Graph	1	\$77,293.00	\$77,293.00	\$77,293.00	\$77,293.00
Totals	Graph	1	\$77,293.00	\$77,293.00	\$77,293.00	\$77,293.00

Latitude: 44.856985 Longitude: -93.160938

Employer Name/Employer Address	Graph	Count	Mean Wage	Median Wage	Lowest Wage	Highest Wage
THOUGHTWORX INC, 1301 CORPORATE CENTER DRIVE, EAGAN, MN (https://www.google.com/maps/place/1301%20CORPORATE%20CENTER%20DRIVE,EAGAN,MN)	Graph	1	\$51,000.00	\$51,000.00	\$51,000.00	\$51,000.00
Totals	Graph	1	\$51,000.00	\$51,000.00	\$51,000.00	\$51,000.00

Employer Name/Worksite Address	Graph	Count	Mean Wage	Median Wage	Lowest Wage	Highest Wage
CAPRUS IT INC, 1301 CORPORATE CENTER DR #165, EAGAN, MN (https://www.google.com/maps/place/1301%20CORPORATE%20CENTER%20DR%20#165,EAGAN,MN)	Graph	1	\$75,000.00	\$75,000.00	\$75,000.00	\$75,000.00
THOUGHTWORX INC, 1301 CORPORATE CENTER DRIVE, EAGAN, MN (https://www.google.com/maps/place/1301%20CORPORATE%20CENTER%20DRIVE,EAGAN,MN)	Graph	1	\$51,000.00	\$51,000.00	\$51,000.00	\$51,000.00
Totals	Graph	2	\$63,000.00	\$51,000.00	\$51,000.00	\$75,000.00

Latitude: 44.857123 Longitude: -93.434293

Employer Name/Worksite Address	Graph	Count	Mean Wage	Median Wage	Lowest Wage	Highest Wage
KERRY INC., 12310 SINGLETREE LN., EDEN PRAIRIE, MN (https://www.google.com/maps/place/12310%20SINGLETREE%20LN.,EDEN%20PRAIRIE,MN)	Graph	1	\$89,488.46	\$89,488.46	\$89,488.46	\$89,488.46
Totals	Graph	1	\$89,488.46	\$89,488.46	\$89,488.46	\$89,488.46

Latitude: 44.857197 Longitude: -93.246561

Employer Name/Worksite Address	Graph	Count	Mean Wage	Median Wage	Lowest Wage	Highest Wage
EDGE IT CORP, 2131 LINDAU LANE, BLOOMINGTON, MN (https://www.google.com/maps/place/2131%20LINDAU%20LANE,BLOOMINGTON,MN)	Graph	2	\$74,000.00	\$70,000.00	\$70,000.00	\$78,000.00
Totals	Graph	2	\$74,000.00	\$70,000.00	\$70,000.00	\$78,000.00

Latitude: 44.857486 Longitude: -93.161808

Employer Name/Employer Address	Graph	Count	Mean Wage	Median Wage	Lowest Wage	Highest Wage
PRIME THERAPEUTICS, LLC, 1305 CORPORATE CENTER DRIVE, EAGAN, MN (https://www.google.com/maps/place/1305%20CORPORATE%20CENTER%20DRIVE,EAGAN,MN)	Graph	1	\$102,223.78	\$102,223.78	\$102,223.78	\$102,223.78
PRIME THERAPEUTICS LLC, 1305 CORPORATE CENTER DRIVE, EAGAN, MN (https://www.google.com/maps/place/1305%20CORPORATE%20CENTER%20DRIVE,EAGAN,MN)	Graph	2	\$108,799.12	\$108,799.12	\$108,799.12	\$108,799.12
Totals	Graph	3	\$106,607.34	\$108,799.12	\$102,223.78	\$108,799.12

Employer Name/Worksite Address	Graph	Count	Mean Wage	Median Wage	Lowest Wage	Highest Wage
COMPUNNEL SOFTWARE GROUP, INC., 1305 CORPORATE CENTER DR, SAINT PAUL, MN (https://www.google.com/maps/place/1305%20CORPORATE%20CENTER%20DR,SAINT%20PAUL,MN)	Graph	1	\$66,100.00	\$66,100.00	\$66,100.00	\$66,100.00
IBM INDIA PRIVATE LIMITED, 1305 CORPORATE CENTER DRIVE, ST. PAUL, MN (https://www.google.com/maps/place/1305%20CORPORATE%20CENTER%20DRIVE,ST.%20PAUL,MN)	Graph	1	\$81,837.00	\$81,837.00	\$81,837.00	\$81,837.00
RELIABLE SOFTWARE RESOURCES, INC., 1305 CORPORATE CENTER DR, ST. PAUL, MN (https://www.google.com/maps/place/1305%20CORPORATE%20CENTER%20DR,ST.%20PAUL,MN)	Graph	1	\$70,000.00	\$70,000.00	\$70,000.00	\$70,000.00
REVA ENTERPRISES LLC, 1305 CORPORATE CENTER DR, PHOENIX, MN (https://www.google.com/maps/place/1305%20CORPORATE%20CENTER%20DR,PHOENIX,MN)	Graph	1	\$78,750.00	\$78,750.00	\$78,750.00	\$78,750.00
YETI TECHNOLOGIES LLC, DBA, 1305 CORPORATE CENTER DR,, EAGAN, MN (https://www.google.com/maps/place/1305%20CORPORATE%20CENTER%20DR,,EAGAN,MN)	Graph	1	\$87,360.00	\$87,360.00	\$87,360.00	\$87,360.00
ASTIR IT SOLUTIONS INC., 1305 CORPORATE CENTER DR, EAGEN, MN (https://www.google.com/maps/place/1305%20CORPORATE%20CENTER%20DR,EAGEN,MN)	Graph	2	\$89,000.00	\$85,000.00	\$85,000.00	\$93,000.00
IBM INDIA PRIVATE LIMITED, 1305 CORPORATE CENTER DRIVE, SAINT PAUL, MN (https://www.google.com/maps/place/1305%20CORPORATE%20CENTER%20DRIVE,SAINT%20PAUL,MN)	Graph	3	\$79,695.67	\$81,837.00	\$75,413.00	\$81,837.00

Employer Name/Worksite Address	Graph	Count	Mean Wage	Median Wage	Lowest Wage	Highest Wage
UNICORN TECHNOLOGIES, LLC, 1305 CORPORATE CENTER DR, EAGAN, MN (https://www.google.com/maps/place/1305%20CORPORATE%20CENTER%20DR,EAGAN,MN)	Graph	33	\$78,440.15	\$77,771.00	\$57,000.00	\$131,040.00
V-SOFT CONSULTING GROUP, INC, 1305 CORPORATE CENTER DRIVE, EAGAN, MN (https://www.google.com/maps/place/1305%20CORPORATE%20CENTER%20DRIVE,EAGAN,MN)	Graph	44	\$81,806.45	\$78,700.00	\$57,000.00	\$146,640.00
INFOSYS LIMITED, 1305 CORPORATE CENTER DR., EAGAN, MN (https://www.google.com/maps/place/1305%20CORPORATE%20CENTER%20DR.,EAGAN,MN)	Graph	70	\$81,839.90	\$77,771.00	\$62,999.00	\$186,131.00
Totals	Graph	157	\$81,005.96	\$77,771.00	\$57,000.00	\$186,131.00

Latitude: 44.857503 Longitude: -93.158538

Employer Name/Employer Address	Graph	Count	Mean Wage	Median Wage	Lowest Wage	Highest Wage
AVIONTE, LLC, 1270 EAGAN INDUSTRIAL ROAD, SUITE 150, EAGAN, MN (https://www.google.com/maps/place/1270%20EAGAN%20INDUSTRIAL%20ROAD,%20SUITE%20150,EAGAN,MN)	Graph	1	\$60,778.00	\$60,778.00	\$60,778.00	\$60,778.00
Totals	Graph	1	\$60,778.00	\$60,778.00	\$60,778.00	\$60,778.00

Employer Name/Worksite Address	Graph	Count	Mean Wage	Median Wage	Lowest Wage	Highest Wage
AVIONTE, LLC, 1270 EAGAN INDUSTRIAL ROAD, SUITE 150, EAGAN, MN (https://www.google.com/maps/place/1270%20EAGAN%20INDUSTRIAL%20ROAD,%20SUITE%20150,EAGAN,MN)	Graph	1	\$60,778.00	\$60,778.00	\$60,778.00	\$60,778.00
Totals	Graph	1	\$60,778.00	\$60,778.00	\$60,778.00	\$60,778.00

Latitude: 44.857527 Longitude: -93.407407

Employer Name/Worksite Address	Graph	Count	Mean Wage	Median Wage	Lowest Wage	Highest Wage
TATA CONSULTANCY SERVICES LIMITED, 3 CAPITAL, EDEN PRAIRIE, MN (https://www.google.com/maps/place/3%20CAPITAL,EDEN%20PRAIRIE,MN)	Graph	2	\$60,700.00	\$60,700.00	\$60,700.00	\$60,700.00
ELEMENT VEHICLE MANAGEMENT SERVICES, LLC, 3 CAPITAL DRIVE, EDEN PRAIRIE, MN (https://www.google.com/maps/place/3%20CAPITAL%20DRIVE,EDEN%20PRAIRIE,MN)	Graph	3	\$87,852.33	\$95,000.00	\$68,557.00	\$100,000.00
CAPGEMINI AMERICA INC, 3 CAPITAL DR, EDEN PRAIRIE, MN (https://www.google.com/maps/place/3%20CAPITAL%20DR,EDEN%20PRAIRIE,MN)	Graph	74	\$70,517.66	\$68,600.00	\$64,600.00	\$80,900.00
Totals	Graph	79	\$70,927.39	\$68,600.00	\$60,700.00	\$100,000.00

Latitude: 44.857567 Longitude: -93.540068

Employer Name/Worksite Address	Graph	Count	Mean Wage	Median Wage	Lowest Wage	Highest Wage
GARMIN INTERNATIONAL, INC., 18791 LAKE DRIVE E, CHANHASSEN, MN (https://www.google.com/maps/place/18791%20LAKE%20DRIVE%20E,CHANHASSEN,MN)	Graph	1	\$77,917.00	\$77,917.00	\$77,917.00	\$77,917.00
Totals	Graph	1	\$77,917.00	\$77,917.00	\$77,917.00	\$77,917.00

Latitude: 44.857584 Longitude: -93.12771

Employer Name/Worksite Address	Graph	Count	Mean Wage	Median Wage	Lowest Wage	Highest Wage
GLOBAL IT SOLUTIONS, INC., 815 NORTHWEST PKWY, SUITE 190, EAGAN, MN (https://www.google.com/maps/place/815%20NORTHWEST%20PKWY,%20SUITE%20190,EAGAN,MN)	Graph	1	\$70,000.00	\$70,000.00	\$70,000.00	\$70,000.00
PATTERSON COMPANIES, INC., 815 NORTHWEST PARKWAY, SUITE 140, EAGAN, MN (https://www.google.com/maps/place/815%20NORTHWEST%20PARKWAY,%20SUITE%20140,EAGAN,MN)	Graph	1	\$91,915.00	\$91,915.00	\$91,915.00	\$91,915.00
PATTERSON COMPANIES, INC., 815 NORTHWEST PARKWAY, EAGAN, MN (https://www.google.com/maps/place/815%20NORTHWEST%20PARKWAY,EAGAN,MN)	Graph	5	\$103,020.20	\$105,600.00	\$89,901.00	\$107,000.00
MY SUPPLY CHAIN GROUP, LLC, 815 NORTHWEST PKWY, EAGAN, MN (https://www.google.com/maps/place/815%20NORTHWEST%20PKWY,EAGAN,MN)	Graph	6	\$79,468.00	\$78,395.00	\$64,501.00	\$100,000.00

Employer Name/Worksite Address	Graph	Count	Mean Wage	Median Wage	Lowest Wage	Highest Wage
Totals	Graph	13	\$88,755.69	\$89,901.00	\$64,501.00	\$107,000.00

Latitude: 44.85767 Longitude: -93.13766

Employer Name/Worksite Address	Graph	Count	Mean Wage	Median Wage	Lowest Wage	Highest Wage
EXPLORE INFORMATION SERVICES, LLC, 2750 BLUE WATER ROAD, EAGAN, MN (https://www.google.com/maps/place/2750%20BLUE%20WATER%20ROAD,EAGAN,MN)	Graph	1	\$60,000.00	\$60,000.00	\$60,000.00	\$60,000.00
Totals	Graph	1	\$60,000.00	\$60,000.00	\$60,000.00	\$60,000.00

Employer Name/Worksite Address	Graph	Count	Mean Wage	Median Wage	Lowest Wage	Highest Wage
EXPLORE INFORMATION SERVICES, LLC, 2750 BLUE WATER ROAD, EAGAN, MN (https://www.google.com/maps/place/2750%20BLUE%20WATER%20ROAD,EAGAN,MN)	Graph	1	\$60,000.00	\$60,000.00	\$60,000.00	\$60,000.00
Totals	Graph	1	\$60,000.00	\$60,000.00	\$60,000.00	\$60,000.00

Latitude: 44.85793 Longitude: -93.459535

Employer Name/Worksite Address	Graph	Count	Mean Wage	Median Wage	Lowest Wage	Highest Wage
SANN IT SOLUTIONS, 13615 TECHNOLOGY DRIVE, EDEN PRAIRIE, MN (https://www.google.com/maps/place/13615%20TECHNOLOGY%20DRIVE,EDEN%20PRAIRIE,MN)	Graph	1	\$65,000.00	\$65,000.00	\$65,000.00	\$65,000.00
Totals	Graph	1	\$65,000.00	\$65,000.00	\$65,000.00	\$65,000.00

Latitude: 44.857971 Longitude: -93.460115

Employer Name/Worksite Address	Graph	Count	Mean Wage	Median Wage	Lowest Wage	Highest Wage
OPTUM SERVICES, INC., 13625 TECHNOLOGY DRIVE, EDEN PRAIRIE, MN (https://www.google.com/maps/place/13625%20TECHNOLOGY%20DRIVE,EDEN%20PRAIRIE,MN)	Graph	14	\$96,802.07	\$95,325.00	\$74,700.00	\$108,264.00
Totals	Graph	14	\$96,802.07	\$95,325.00	\$74,700.00	\$108,264.00

Employer Name/Worksite Address	Graph	Count	Mean Wage	Median Wage	Lowest Wage
OPTUM SERVICES, INC., 13625 TECHNOLOGY DR., EDEN PRARIE, MN (https://www.google.com/maps/place/13625%20%20TECHNOLOGY%20DR.,EDEN%20PRARIE,MN)	Graph	1	\$105,800.00	\$105,800.00	\$105,800.00
OPTUM SERVICES, INC., 13625 TECHNOLOGY DR., EDEN PRARIE, MN (https://www.google.com/maps/place/13625%20TECHNOLOGY%20DR.,EDEN%20PRARIE,MN)	Graph	1	\$90,334.00	\$90,334.00	\$90,334.00
STRATEGIC STAFFING IT INC, 13625 TECHNOLOGY DR., EDEN PRAIRIE, MN (https://www.google.com/maps/place/13625%20TECHNOLOGY%20DR.,EDEN%20PRAIRIE,MN)	Graph	1	\$77,917.00	\$77,917.00	\$77,917.00
TECHNOSOFT GROUP INC, 13625 TECHNOLOGY DRIVE, BUILDING B, EDEN PRAIRIE, MN (https://www.google.com/maps/place/13625%20TECHNOLOGY%20DRIVE,%20BUILDING%20B,EDEN%20PRAIRIE,MN)	Graph	1	\$60,000.00	\$60,000.00	\$60,000.00
TECHVISION CO, 13625 TECHNOLOGY DRIVE, EDDEN PRAIRIE, MN (https://www.google.com/maps/place/13625%20TECHNOLOGY%20DRIVE,EDDEN%20PRAIRIE,MN)	Graph	1	\$70,000.00	\$70,000.00	\$70,000.00
TEKINVADERZ LLC, 13625 TECHNOLOGY DRIVE, EDENPRAIRIE, MN (https://www.google.com/maps/place/13625%20TECHNOLOGY%20DRIVE,EDENPRAIRIE,MN)	Graph	1	\$68,557.00	\$68,557.00	\$68,557.00
OPTUM SERVICES, INC., 13625 TECHNOLOGY DRIVE, EDEN PRARIE, MN (https://www.google.com/maps/place/13625%20TECHNOLOGY%20DRIVE,EDEN%20PRARIE,MN)	Graph	2	\$78,137.50	\$72,000.00	\$72,000.00
UNIGO, INC, 13625 TECHNOLOGY DRIVE,, EDEN PRAIRIE, MN (https://www.google.com/maps/place/13625%20TECHNOLOGY%20DRIVE,,EDEN%20PRAIRIE,MN)	Graph	2	\$63,625.50	\$62,750.00	\$62,750.00
ICON TECHNOLOGIES, INC., 13625 TECHNOLOGY DRIVE, EDEN PRAIRE, MN (https://www.google.com/maps/place/13625%20TECHNOLOGY%20DRIVE,EDEN%20PRAIRE,MN)	Graph	5	\$70,103.60	\$70,000.00	\$62,800.00
MASTECH DIGITAL TECHNOLOGIES, INC., A MASTECH DIGITAL, INC. COMPANY, 13625 TECHNOLOGY DRIVE, EDEN PRAIRIE,, MN (https://www.google.com/maps/place/13625%20TECHNOLOGY%20DRIVE,EDEN%20PRAIRIE,,MN)	Graph	6	\$93,080.00	\$93,080.00	\$93,080.00

Employer Name/Worksite Address	Graph	Count	Mean Wage	Median Wage	Lowest Wage
ADECCO GROUP NA/MODIS, INC., 13625 TECHNOLOGY DR., EDEN PRAIRIE, MN (https://www.google.com/maps/place/13625%20TECHNOLOGY%20DR.,EDEN%20PRAIRIE,MN)	Graph	11	\$68,127.45	\$65,000.00	\$63,000.00
HADIAMONDSTAR SOFTWARE SOLUTIONS, LLC, 13625 TECHNOLOGY DR, EDEN PRAIRIE, MN (https://www.google.com/maps/place/13625%20TECHNOLOGY%20DR,EDEN%20PRAIRIE,MN)	Graph	52	\$67,561.85	\$65,000.00	\$52,000.00
OPTUM SERVICES, INC., 13625 TECHNOLOGY DRIVE, EDEN PRAIRIE, MN (https://www.google.com/maps/place/13625%20TECHNOLOGY%20DRIVE,EDEN%20PRAIRIE,MN)	Graph	170	\$77,937.15	\$74,880.00	\$50,336.00
Totals	Graph	254	\$75,500.26	\$70,000.00	\$50,336.00

Latitude: 44.858046 Longitude: -93.297668

Employer Name/Employer Address	Graph	Count	Mean Wage	Median Wage	Lowest Wage	Highest Wage
GN HEARING CARE CORPORATION, 8001 BLOOMINGTON FREEWAY, BLOOMINGTON, MN (https://www.google.com/maps/place/8001%20BLOOMINGTON%20FREEWAY,BLOOMINGTON,MN)	Graph	1	\$104,216.94	\$104,216.94	\$104,216.94	\$104,216.94
Totals	Graph	1	\$104,216.94	\$104,216.94	\$104,216.94	\$104,216.94

Employer Name/Worksite Address	Graph	Count	Mean Wage	Median Wage	Lowest Wage	Highest Wage
GN HEARING CARE CORPORATION, 8001 BLOOMINGTON FREEWAY, BLOOMINGTON, MN (https://www.google.com/maps/place/8001%20BLOOMINGTON%20FREEWAY,BLOOMINGTON,MN)	Graph	1	\$104,216.94	\$104,216.94	\$104,216.94	\$104,216.94
Totals	Graph	1	\$104,216.94	\$104,216.94	\$104,216.94	\$104,216.94

Latitude: 44.858048 Longitude: -93.352674

Employer Name/Employer Address	Graph	Count	Mean Wage	Median Wage	Lowest Wage	Highest Wage
NCS PEARSON, INC., 5601 GREEN VALLEY DRIVE, BLOOMINGTON, MN (https://www.google.com/maps/place/5601%20GREEN%20VALLEY%20DRIVE,BLOOMINGTON,MN)	Graph	17	\$97,685.12	\$95,950.00	\$77,000.00	\$115,000.00
Totals	Graph	17	\$97,685.12	\$95,950.00	\$77,000.00	\$115,000.00

Employer Name/Worksite Address	Graph	Count	Mean Wage	Median Wage	Lowest Wage	Highest Wage
INFOSOF, INC., 5601 GREEN VALLEY DR., BLOOMINGTON, MN (https://www.google.com/maps/place/5601%20GREEN%20VALLEY%20DR.,BLOOMINGTON,MN)	Graph	2	\$70,500.00	\$63,000.00	\$63,000.00	\$78,000.00
KANH I SYSTEMS LLC, 5601 GREEN VALLY DR, BLOOMINGTON, MN (https://www.google.com/maps/place/5601%20GREEN%20VALLY%20DR,BLOOMINGTON,MN)	Graph	2	\$64,300.00	\$64,000.00	\$64,000.00	\$64,600.00
M & R CONSULTANTS CORP, 5601 GREEN VALLEY DR, BLOOMINGTON, MN (https://www.google.com/maps/place/5601%20GREEN%20VALLEY%20DR,BLOOMINGTON,MN)	Graph	2	\$80,350.00	\$60,700.00	\$60,700.00	\$100,000.00
NCS PEARSON, INC., 5601 GREEN VALLEY DRIVE, BLOOMINGTON, MN (https://www.google.com/maps/place/5601%20GREEN%20VALLEY%20DRIVE,BLOOMINGTON,MN)	Graph	13	\$87,988.46	\$91,021.00	\$64,600.00	\$110,000.00
Totals	Graph	19	\$82,850.00	\$80,000.00	\$60,700.00	\$110,000.00

Latitude: 44.858061 Longitude: -93.551948

Employer Name/Worksite Address	Graph	Count	Mean Wage	Median Wage	Lowest Wage	Highest Wage
HEXAWARE TECHNOLOGIES, INC., CUSHMAN & WAKEFIELD, CHANHASSEN, MN (https://www.google.com/maps/place/CUSHMAN%20%26%20WAKEFIELD,CHANHASSEN,MN)	Graph	1	\$66,000.00	\$66,000.00	\$66,000.00	\$66,000.00
ARCHERPOINT, INC., 7935 STONE CREEK DRIVE, CHANHASSEN, MN (https://www.google.com/maps/place/7935%20STONE%20CREEK%20DRIVE,CHANHASSEN,MN)	Graph	2	\$77,771.00	\$77,771.00	\$77,771.00	\$77,771.00
HEXAWARE TECHNOLOGIES, INC., LIFETIME FITNESS, CHANHASSEN, MN (https://www.google.com/maps/place/LIFETIME%20FITNESS,CHANHASSEN,MN)	Graph	11	\$98,054.55	\$100,000.00	\$64,600.00	\$145,000.00
Totals	Graph	14	\$92,867.29	\$77,771.00	\$64,600.00	\$145,000.00

Latitude: 44.85818 Longitude: -93.449606

Employer Name/Employer Address	Graph	Count	Mean Wage	Median Wage	Lowest Wage	Highest Wage
MTS SYSTEMS CORPORATION, 14000 TECHNOLOGY DRIVE, EDEN PRAIRIE, MN (https://www.google.com/maps/place/14000%20TECHNOLOGY%20DRIVE,EDEN%20PRAIRIE,MN)	Graph	4	\$99,207.75	\$84,235.00	\$81,200.00	\$135,000.00
Totals	Graph	4	\$99,207.75	\$84,235.00	\$81,200.00	\$135,000.00

Employer Name/Worksite Address	Graph	Count	Mean Wage	Median Wage	Lowest Wage	Highest Wage
COMPUGA INC, 1362 S TECHNOLOGY DRIVE, EDDEN PRAIRIE, MN (https://www.google.com/maps/place/1362%20S%20TECHNOLOGY%20DRIVE,EDDEN%20PRAIRIE,MN)	Graph	1	\$63,100.00	\$63,100.00	\$63,100.00	\$63,100.00
MTS SYSTEMS CORPORATION, 14000 TECHNOLOGY DRIVE, EDEN PRAIRIE, MN (https://www.google.com/maps/place/14000%20TECHNOLOGY%20DRIVE,EDEN%20PRAIRIE,MN)	Graph	2	\$109,617.50	\$84,235.00	\$84,235.00	\$135,000.00
Totals	Graph	3	\$94,111.67	\$84,235.00	\$63,100.00	\$135,000.00

Latitude: 44.858956 Longitude: -93.141389

Employer Name/Worksite Address	Graph	Count	Mean Wage	Median Wage	Lowest Wage	Highest Wage
V-SOFT CONSULTING GROUP, INC, 1000 BLUE GENTIAN ROAD, EGAN, MN (https://www.google.com/maps/place/1000%20BLUE%20GENTIAN%20ROAD,EGAN,MN)	Graph	1	\$78,000.00	\$78,000.00	\$78,000.00	\$78,000.00
RANDSTAD TECHNOLOGIES, LP, 1000 BLUE GENTIAN ROAD, EAGAN, MN (https://www.google.com/maps/place/1000%20BLUE%20GENTIAN%20ROAD,EAGAN,MN)	Graph	3	\$82,707.27	\$90,000.00	\$64,501.00	\$93,620.80
SYMPHONY CORPORATION, 1000 BLUE GENTIAN RD, EAGAN, MN (https://www.google.com/maps/place/1000%20BLUE%20GENTIAN%20RD,EAGAN,MN)	Graph	3	\$85,106.67	\$82,000.00	\$73,320.00	\$100,000.00
Totals	Graph	7	\$83,063.11	\$82,000.00	\$64,501.00	\$100,000.00

Latitude: 44.859026 Longitude: -93.594072

Employer Name/Worksite Address	Graph	Count	Mean Wage	Median Wage	Lowest Wage	Highest Wage
TANISHA SYSTEMS INC, 932 WATER TOWER PLACE, CHANHASSEN, MN (https://www.google.com/maps/place/932%20%20WATER%20TOWER%20PLACE,CHANHASSEN,MN)	Graph	1	\$60,000.00	\$60,000.00	\$60,000.00	\$60,000.00
Totals	Graph	1	\$60,000.00	\$60,000.00	\$60,000.00	\$60,000.00

Latitude: 44.859039 Longitude: -93.223166

Employer Name/Worksite Address	Graph	Count	Mean Wage	Median Wage	Lowest Wage	Highest Wage
REALPAGE, INC., 8009 34TH ST., MINNEAPOLIS, MN (https://www.google.com/maps/place/8009%2034TH%20ST.,MINNEAPOLIS,MN)	Graph	1	\$80,000.00	\$80,000.00	\$80,000.00	\$80,000.00
Totals	Graph	1	\$80,000.00	\$80,000.00	\$80,000.00	\$80,000.00

Latitude: 44.859133 Longitude: -93.593472

Employer Name/Worksite Address	Graph	Count	Mean Wage	Median Wage	Lowest Wage	Highest Wage
COMMITPOINT INC, 2932 WATER TOWER PL, CHANHASSEN, MN (https://www.google.com/maps/place/2932%20WATER%20TOWER%20PL,CHANHASSEN,MN)	Graph	1	\$66,518.00	\$66,518.00	\$66,518.00	\$66,518.00
LIFE TIME FITNESS, INC., 2932 WATER TOWER PLACE, CHANHASSEN, MN (https://www.google.com/maps/place/2932%20WATER%20TOWER%20PLACE,CHANHASSEN,MN)	Graph	5	\$89,200.00	\$90,000.00	\$60,000.00	\$112,000.00
Totals	Graph	6	\$85,419.67	\$79,000.00	\$60,000.00	\$112,000.00

Latitude: 44.85922 Longitude: -93.168691

Employer Name/Employer Address	Graph	Count	Mean Wage	Median Wage	Lowest Wage	Highest Wage
JUMP TECHNOLOGIES, INC., 2600 EAGAN WOODS DRIVE, EAGAN, MN (https://www.google.com/maps/place/2600%20EAGAN%20WOODS%20DRIVE,EAGAN,MN)	Graph	1	\$80,000.00	\$80,000.00	\$80,000.00	\$80,000.00
Totals	Graph	1	\$80,000.00	\$80,000.00	\$80,000.00	\$80,000.00

Employer Name/Worksite Address	Graph	Count	Mean Wage	Median Wage	Lowest Wage	Highest Wage
JUMP TECHNOLOGIES, INC., 2600 EAGAN WOODS DRIVE, EAGAN, MN (https://www.google.com/maps/place/2600%20EAGAN%20WOODS%20DRIVE,EAGAN,MN)	Graph	1	\$80,000.00	\$80,000.00	\$80,000.00	\$80,000.00
Totals	Graph	1	\$80,000.00	\$80,000.00	\$80,000.00	\$80,000.00

Latitude: 44.859676 Longitude: -93.222292

Employer Name/Employer Address	Graph	Count	Mean Wage	Median Wage	Lowest Wage	Highest Wage
GROUP HEALTH PLAN, INC., 8170 - 33RD AVENUE SOUTH, BLOOMINGTON, MN (https://www.google.com/maps/place/8170%20-%2033RD%20AVENUE%20SOUTH,BLOOMINGTON,MN)	Graph	1	\$88,200.00	\$88,200.00	\$88,200.00	\$88,200.00
Totals	Graph	1	\$88,200.00	\$88,200.00	\$88,200.00	\$88,200.00

Employer Name/Worksite Address	Graph	Count	Mean Wage	Median Wage
GROUP HEALTH PLAN, INC., 8170 - 33RD AVENUE SOUTH, MINNEAPOLIS, MN (https://www.google.com/maps/place/8170%20-%2033RD%20AVENUE%20SOUTH,MINNEAPOLIS,MN)	Graph	1	\$66,999.92	\$66,999.9
THE ADVISORY BOARD COMPANY, 8011 34TH AVENUE SOUTH TWO APPLE TREE SQUARE, BLOOMINGTON, MN (https://www.google.com/maps/place/8011%2034TH%20AVENUE%20SOUTH%20TWO%20APPLETREE%20SQUARE,BLOOMINGTON,MN)	Graph	2	\$54,332.00	\$53,664.0
Totals	Graph	3	\$58,554.64	\$55,000.0

Latitude: 44.859775 Longitude: -93.410173

Employer Name/Worksite Address	Graph	Count	Mean Wage	Median Wage	Lowest Wage	Highest Wage
PRIORITY FULFILLMENT SERVICES, INC., 10400 VIKING DRIVE, EDEN PRAIRIE, MN (https://www.google.com/maps/place/10400%20VIKING%20DRIVE,EDEN%20PRAIRIE,MN)	Graph	3	\$121,957.94	\$112,320.00	\$112,000.72	\$141,553.10
Totals	Graph	3	\$121,957.94	\$112,320.00	\$112,000.72	\$141,553.10

Latitude: 44.859811 Longitude: -93.408138

Employer Name/Worksite Address	Graph	Count	Mean Wage	Median Wage	Lowest Wage	Highest Wage
VIAVI SOLUTIONS INC., 10260 VIKING DRIVE, EDEN PRAIRIE, MN (https://www.google.com/maps/place/10260%20VIKING%20DRIVE,EDEN%20PRAIRIE,MN)	Graph	3	\$93,621.00	\$93,621.00	\$93,621.00	\$93,621.00
Totals	Graph	3	\$93,621.00	\$93,621.00	\$93,621.00	\$93,621.00

Latitude: 44.859838 Longitude: -93.142206

Employer Name/Worksite Address	Graph	Count	Mean Wage	Median Wage	Lowest Wage	Highest Wage
FAIRVIEW HEALTH SERVICES, 3305 CENTRAL PARK VILLAGE DR, EAGAN, MN (https://www.google.com/maps/place/3305%20CENTRAL%20PARK%20VILLAGE%20DR,EAGAN,MN)	Graph	1	\$255,000.00	\$255,000.00	\$255,000.00	\$255,000.00
Totals	Graph	1	\$255,000.00	\$255,000.00	\$255,000.00	\$255,000.00

Latitude: 44.859894 Longitude: -93.261282

Employer Name/Employer Address	Graph	Count	Mean Wage	Median Wage	Lowest Wage	Highest Wage
GLOBAL INTELLECTUALS LLC, 900 AMERICAN BLVD E, BLOOMINGTON, MN (https://www.google.com/maps/place/900%20AMERICAN%20BLVD%20E,BLOOMINGTON,MN)	Graph	5	\$64,571.80	\$64,522.00	\$50,336.00	\$78,957.00
Totals	Graph	5	\$64,571.80	\$64,522.00	\$50,336.00	\$78,957.00

Employer Name/Worksite Address	Graph	Count	Mean Wage	Median Wage	Lowest Wage	Highest Wage
GLOBAL INTELLECTUALS LLC, 900 AMERICAN BLVD E, BLOOMINGTON, MN (https://www.google.com/maps/place/900%20AMERICAN%20BLVD%20E,BLOOMINGTON,MN)	Graph	5	\$64,571.80	\$64,522.00	\$50,336.00	\$78,957.00
Totals	Graph	5	\$64,571.80	\$64,522.00	\$50,336.00	\$78,957.00

Latitude: 44.860012 Longitude: -93.138198

Employer Name/Worksite Address	Graph	Count	Mean Wage	Median Wage	Lowest Wage	Highest Wage
SEVEN STARS SERVICES, LLC, 860 BLUE GENTIAN ROAD, EAGAN, MN (https://www.google.com/maps/place/860%20BLUE%20GENTIAN%20ROAD,EAGAN,MN)	Graph	1	\$70,013.00	\$70,013.00	\$70,013.00	\$70,013.00
Totals	Graph	1	\$70,013.00	\$70,013.00	\$70,013.00	\$70,013.00

Latitude: 44.860034 Longitude: -93.389218

Employer Name/Worksite Address	Graph	Count	Mean Wage	Median Wage	Lowest Wage	Highest Wage
NOKIA SOLUTIONS AND NETWORKS US LLC, 8000 W 78TH STREET, MINNEAPOLIS, MN (https://www.google.com/maps/place/8000%20W%2078TH%20STREET,MINNEAPOLIS,MN)	Graph	1	\$108,150.00	\$108,150.00	\$108,150.00	\$108,150.00
T-MOBILE USA, INC., 8000 WEST 78TH STREET, EDINA, MN (https://www.google.com/maps/place/8000%20WEST%2078TH%20STREET,EDINA,MN)	Graph	1	\$105,470.00	\$105,470.00	\$105,470.00	\$105,470.00
Totals	Graph	2	\$106,810.00	\$105,470.00	\$105,470.00	\$108,150.00

Latitude: 44.860035 Longitude: -93.223009

Employer Name/Worksite Address	Graph	Count	Mean Wage	Median Wage	Lowest Wage	Highest Wage
DUNN SOLUTIONS GROUP, INC., 8009 34TH AVENUE SOUTH, BLOOMINGTON, MN (https://www.google.com/maps/place/8009%2034TH%20AVENUE%20SOUTH,BLOOMINGTON,MN)	Graph	1	\$82,000.00	\$82,000.00	\$82,000.00	\$82,000.00
DUNN SOLUTIONS GROUP, INC., 8009 34TH AVE SOUTH, BLOOMINGTON, MN (https://www.google.com/maps/place/8009%2034TH%20AVE%20SOUTH,BLOOMINGTON,MN)	Graph	2	\$95,000.00	\$80,000.00	\$80,000.00	\$110,000.00
Totals	Graph	3	\$90,666.67	\$82,000.00	\$80,000.00	\$110,000.00

Latitude: 44.860038 Longitude: -93.252499

Employer Name/Worksite Address	Graph	Count	Mean Wage	Median Wage	Lowest Wage	Highest Wage
WIPRO LIMITED, 1550 AMERICAN BLVD E, BLOOMINGTON, MN (https://www.google.com/maps/place/1550%20AMERICAN%20BLVD%20E,BLOOMINGTON,MN)	Graph	2	\$64,522.00	\$64,522.00	\$64,522.00	\$64,522.00
Totals	Graph	2	\$64,522.00	\$64,522.00	\$64,522.00	\$64,522.00

Latitude: 44.860102 Longitude: -93.245599

Employer Name/Worksite Address	Graph	Count	Mean Wage	Median Wage	Lowest Wage	Highest Wage
COLUMBIA SUSSEX MANAGEMENT LLC, 2020 AMERICAN BLVD. EAST, BLOOMINGTON, MN (https://www.google.com/maps/place/2020%20AMERICAN%20BLVD.%20EAST,BLOOMINGTON,MN)	Graph	1	\$47,965.00	\$47,965.00	\$47,965.00	\$47,965.00
Totals	Graph	1	\$47,965.00	\$47,965.00	\$47,965.00	\$47,965.00

Latitude: 44.860174 Longitude: -93.339164

Employer Name/Employer Address	Graph	Count	Mean Wage	Median Wage	Lowest Wage	Highest Wage
BOECKERMANN GRAFSTROM AND MAYER, LLC, 4470 W. 78TH ST. CIRCLE # 200, BLOOMINGTON, MN (https://www.google.com/maps/place/4470%20W.%2078TH%20ST.%20CIRCLE%20#%20200,BLOOMINGTON,MN)	Graph	1	\$60,000.00	\$60,000.00	\$60,000.00	\$60,000.00
Totals	Graph	1	\$60,000.00	\$60,000.00	\$60,000.00	\$60,000.00

Employer Name/Worksite Address	Graph	Count	Mean Wage	Median Wage	Lowest Wage	Highest Wage
BOECKERMANN GRAFSTROM AND MAYER, LLC, 4470 W 78TH STREET CIRCLE, #200, BLOOMINGTON, MN (https://www.google.com/maps/place/4470%20W.%2078TH%20STREET%20CIRCLE,%20#200,BLOOMINGTON,MN)	Graph	1	\$60,000.00	\$60,000.00	\$60,000.00	\$60,000.00
Totals	Graph	1	\$60,000.00	\$60,000.00	\$60,000.00	\$60,000.00

Latitude: 44.860212 Longitude: -93.22612

Employer Name/Employer Address	Graph	Count	Mean Wage	Median Wage	Lowest Wage	Highest Wage
TAJ TECHNOLOGIES, INC., 7900 INTERNATIONAL DRIVE, BLOOMINGTON, MN (https://www.google.com/maps/place/7900%20INTERNATIONAL%20DRIVE,BLOOMINGTON,MN)	Graph	4	\$87,075.00	\$87,000.00	\$80,000.00	\$94,300.00
NEVELEX CORPORATION, 7900 INTERNATIONAL DRIVE, BLOOMINGTON, MN (https://www.google.com/maps/place/7900%20INTERNATIONAL%20DRIVE,BLOOMINGTON,MN)	Graph	5	\$100,929.92	\$94,931.20	\$79,019.20	\$137,280.00
Totals	Graph	9	\$94,772.18	\$87,000.00	\$79,019.20	\$137,280.00

Employer Name/Worksite Address	Graph	Count	Mean Wage	Median Wage	Lowest Wage	Highest Wage
LAKESHORE TECHNICAL RESOURCES, LLC, 7900 INTERNATIONAL DR., BLOOMINGTON, MN (https://www.google.com/maps/place/7900%20INTERNATIONAL%20DR.,BLOOMINGTON,MN)	Graph	1	\$72,800.00	\$72,800.00	\$72,800.00	\$72,800.00
NEVELEX CORPORATION, 7900 INTERNATIONAL DRIVE, BLOOMINGTON, MN (https://www.google.com/maps/place/7900%20INTERNATIONAL%20DRIVE,BLOOMINGTON,MN)	Graph	7	\$96,521.37	\$91,000.00	\$79,019.20	\$137,280.00
Totals	Graph	8	\$93,556.20	\$80,000.00	\$72,800.00	\$137,280.00

Latitude: 44.860817 Longitude: -93.537727

Employer Name/Worksite Address	Graph	Count	Mean Wage	Median Wage	Lowest Wage	Highest Wage
WIPRO LIMITED, 8200, MARKET BLVD, CHANHASSEN, MN (https://www.google.com/maps/place/8200,%20MARKET%20BLVD,CHANHASSEN,MN)	Graph	1	\$65,707.00	\$65,707.00	\$65,707.00	\$65,707.00
Totals	Graph	1	\$65,707.00	\$65,707.00	\$65,707.00	\$65,707.00

Latitude: 44.860877 Longitude: -93.222989

Employer Name/Worksite Address	Graph	Count	Mean Wage	Median Wage	Lowest Wage	Highest Wage
GROUP HEALTH PLAN, INC., 8170 34TH AVENUE SOUTH, BLOOMINGTON, MN (https://www.google.com/maps/place/8170%2034TH%20AVENUE%20SOUTH,BLOOMINGTON,MN)	Graph	1	\$91,707.00	\$91,707.00	\$91,707.00	\$91,707.00
Totals	Graph	1	\$91,707.00	\$91,707.00	\$91,707.00	\$91,707.00

Latitude: 44.861358 Longitude: -93.377617

Employer Name/Employer Address	Graph	Count	Mean Wage	Median Wage	Lowest Wage	Highest Wage
THE ARAZ GROUP, 7201 WEST 78TH STREET, BLOOMINGTON, MN (https://www.google.com/maps/place/7201%20WEST%2078TH%20STREET,BLOOMINGTON,MN)	Graph	1	\$68,578.00	\$68,578.00	\$68,578.00	\$68,578.00
Totals	Graph	1	\$68,578.00	\$68,578.00	\$68,578.00	\$68,578.00

Employer Name/Worksite Address	Graph	Count	Mean Wage	Median Wage	Lowest Wage	Highest Wage
THE ARAZ GROUP, 7201 WEST 78TH STREET, BLOOMINGTON, MN (https://www.google.com/maps/place/7201%20WEST%2078TH%20STREET,BLOOMINGTON,MN)	Graph	1	\$68,578.00	\$68,578.00	\$68,578.00	\$68,578.00
Totals	Graph	1	\$68,578.00	\$68,578.00	\$68,578.00	\$68,578.00

Latitude: 44.861415 Longitude: -93.572039

Employer Name/Worksite Address	Graph	Count	Mean Wage	Median Wage	Lowest Wage	Highest Wage
ENERGY INSIGHT INC., 7935 STONE CREEK DRIVE, CHANHASSEN, MN (https://www.google.com/maps/place/7935%20STONE%20CREEK%20DRIVE,CHANHASSEN,MN)	Graph	1	\$57,845.00	\$57,845.00	\$57,845.00	\$57,845.00
ENERGY INSIGHT, INC., 7935 STONE CREEK DRIVE, CHANHASSEN, MN (https://www.google.com/maps/place/7935%20STONE%20CREEK%20DRIVE,CHANHASSEN,MN)	Graph	1	\$59,842.00	\$59,842.00	\$59,842.00	\$59,842.00
Totals	Graph	2	\$58,843.50	\$57,845.00	\$57,845.00	\$59,842.00

Employer Name/Worksite Address	Graph	Count	Mean Wage	Median Wage	Lowest Wage	Highest Wage
ENERGY INSIGHT INC., 7935 STONE CREEK DRIVE, CHANHASSEN, MN (https://www.google.com/maps/place/7935%20STONE%20CREEK%20DRIVE,CHANHASSEN,MN)	Graph	2	\$58,843.50	\$57,845.00	\$57,845.00	\$59,842.00
Totals	Graph	2	\$58,843.50	\$57,845.00	\$57,845.00	\$59,842.00

Latitude: 44.861446 Longitude: -93.329001

Employer Name/Worksite Address	Graph	Count	Mean Wage	Median Wage	Lowest Wage	Highest Wage
BLACK & VEATCH CORPORATION, 7760 FRANCE AVENUE SOUTH, BLOOMINGTON, MN (https://www.google.com/maps/place/7760%20FRANCE%20AVENUE%20SOUTH,BLOOMINGTON,MN)	Graph	1	\$73,570.00	\$73,570.00	\$73,570.00	\$73,570.00
Totals	Graph	1	\$73,570.00	\$73,570.00	\$73,570.00	\$73,570.00

Latitude: 44.86149 Longitude: -93.425531

Employer Name/Worksite Address	Graph	Count	Mean Wage	Median Wage	Lowest Wage	Highest Wage
MTS SYSTEMS CORPORATION, 1400 TECHNOLOGY DRIVE, EDEN PRAIRIE, MN (https://www.google.com/maps/place/1400%20TECHNOLOGY%20DRIVE,EDEN%20PRAIRIE,MN)	Graph	2	\$88,798.00	\$81,200.00	\$81,200.00	\$96,396.00
Totals	Graph	2	\$88,798.00	\$81,200.00	\$81,200.00	\$96,396.00

Latitude: 44.861555 Longitude: -93.373665

Employer Name/Worksite Address	Graph	Count	Mean Wage	Median Wage	Lowest Wage	Highest Wage
BDO USA, LLP, 7808 CREEKRIDGE CIR., EDINA, MN (https://www.google.com/maps/place/7808%20CREEKRIDGE%20CIR.,EDINA,MN)	Graph	1	\$73,700.00	\$73,700.00	\$73,700.00	\$73,700.00
Totals	Graph	1	\$73,700.00	\$73,700.00	\$73,700.00	\$73,700.00

Latitude: 44.861615 Longitude: -93.229195

Employer Name/Worksite Address	Graph	Count	Mean Wage	Median Wage	Lowest Wage	Highest Wage
TANSON CORP, 7800 METRO PARKWAY, SUITE 300, BLOOMINGTON, MN (https://www.google.com/maps/place/7800%20METRO%20PARKWAY,%20SUITE%20300,BLOOMINGTON,MN)	Graph	1	\$70,720.00	\$70,720.00	\$70,720.00	\$70,720.00
Totals	Graph	1	\$70,720.00	\$70,720.00	\$70,720.00	\$70,720.00

Employer Name/Worksite Address	Graph	Count	Mean Wage	Median Wage	Lowest Wage	Highest Wage
TACHYON TECHNOLOGIES LLC, 7800 METRO PARKWAY, BLOOMINGTON, MN (https://www.google.com/maps/place/7800%20METRO%20PARKWAY,BLOOMINGTON,MN)	Graph	2	\$66,216.50	\$63,606.00	\$63,606.00	\$68,827.00
Totals	Graph	2	\$66,216.50	\$63,606.00	\$63,606.00	\$68,827.00

Latitude: 44.86162 Longitude: -93.425508

Employer Name/Worksite Address	Graph	Count	Mean Wage	Median Wage	Lowest Wage	Highest Wage
MASTECH DIGITAL TECHNOLOGIES, INC., A MASTECH DIGITAL, INC. COMPANY, 3625 TECHNOLOGY DRIVE, EDEN PRAIRIE, MN (https://www.google.com/maps/place/3625%20TECHNOLOGY%20DRIVE,EDEN%20PRAIRIE,MN)	Graph	6	\$93,080.00	\$93,080.00	\$93,080.00	\$93,080.00
Totals	Graph	6	\$93,080.00	\$93,080.00	\$93,080.00	\$93,080.00

Latitude: 44.861656 Longitude: -93.027194

Employer Name/Worksite Address	Graph	Count	Mean Wage	Median Wage	Lowest Wage	Highest Wage
BALLISTIC RECOVERY SYSTEMS, INC., 380 AIRPORT ROAD, SOUTH ST. PAUL, MN (https://www.google.com/maps/place/380%20AIRPORT%20ROAD,SOUTH%20ST.%20PAUL,MN)	Graph	1	\$59,842.00	\$59,842.00	\$59,842.00	\$59,842.00
Totals	Graph	1	\$59,842.00	\$59,842.00	\$59,842.00	\$59,842.00

Latitude: 44.86168 Longitude: -93.345602


Employer Name/Worksite Address	Graph	Count	Mean Wage	Median Wage	Lowest Wage	Highest Wage
HCL AMERICA, INC., 7801 COMPUTER AVENUE, BLOOMINGTON, MN (https://www.google.com/maps/place/7801%20%20COMPUTER%20AVENUE,BLOOMINGTON,MN)	Graph	1	\$78,707.00	\$78,707.00	\$78,707.00	\$78,707.00
SEAGATE US LLC, 7801 COMPUTER AVENUE SOUTH, BLOOMINGTON, MN (https://www.google.com/maps/place/7801%20COMPUTER%20AVENUE%20SOUTH,BLOOMINGTON,MN)	Graph	1	\$95,284.80	\$95,284.80	\$95,284.80	\$95,284.80
SEAGATE US LLC, 7801 COMPUTER AVE, BLOOMINGTON, MN (https://www.google.com/maps/place/7801%20COMPUTER%20AVE,BLOOMINGTON,MN)	Graph	4	\$89,372.40	\$80,080.00	\$67,017.60	\$106,433.60
SEAGATE US LLC, 7801 COMPUTER AVE., BLOOMINGTON, MN (https://www.google.com/maps/place/7801%20COMPUTER%20AVE.,BLOOMINGTON,MN)	Graph	76	\$94,314.46	\$92,000.00	\$78,790.40	\$151,819.20
Totals	Graph	82	\$93,894.89	\$92,000.00	\$67,017.60	\$151,819.20

Latitude: 44.861706 Longitude: -93.417019






Employer Name/Worksite Address	Graph	Count	Mean Wage	Median Wage	Lowest Wage	Highest Wage
CGI TECHNOLOGIES AND SOLUTIONS INC., 11095 VIKING DR, EDEN PRAIRIE, MN (https://www.google.com/maps/place/11095%20VIKING%20DR,EDEN%20PRAIRIE,MN)	Graph	12	\$67,884.50	\$68,557.00	\$64,522.00	\$68,557.00
CGI TECHNOLOGIES AND SOLUTIONS INC., 11095 VIKING DRIVE, EDEN PRAIRIE, MN (https://www.google.com/maps/place/11095%20VIKING%20DRIVE,EDEN%20PRAIRIE,MN)	Graph	31	\$65,767.10	\$63,606.00	\$56,285.00	\$77,917.00
Totals	Graph	43	\$66,358.00	\$64,522.00	\$56,285.00	\$77,917.00

Latitude: 44.861732 Longitude: -93.361384



Employer Name/Employer Address	Graph	Count	Mean Wage	Median Wage	Lowest Wage	Highest Wage
CARPATHIAN CAPITAL MANAGEMENT, LLC, 7801 EAST BUSH LAKE ROAD, BLOOMINGTON, MN (https://www.google.com/maps/place/7801%20EAST%20BUSH%20LAKE%20ROAD,BLOOMINGTON,MN)	Graph	2	\$55,868.90	\$55,868.80	\$55,868.80	\$55,869.00
ELBRUS MANAGEMENT, LLC, 7801 EAST BUSH LAKE ROAD, BLOOMINGTON, MN (https://www.google.com/maps/place/7801%20EAST%20BUSH%20LAKE%20ROAD,BLOOMINGTON,MN)	Graph	2	\$58,905.50	\$55,848.00	\$55,848.00	\$61,963.00
Totals	Graph	4	\$57,387.20	\$55,868.80	\$55,848.00	\$61,963.00

Employer Name/Worksite Address	Graph	Count	Mean Wage	Median Wage	Lowest Wage	Highest Wage
ELBRUS MANAGEMENT, LLC, 7801 EAST BUSH LAKE ROAD, BLOOMINGTON, MN (https://www.google.com/maps/place/7801%20EAST%20BUSH%20LAKE%20ROAD,BLOOMINGTON,MN)		4	\$57,387.20	\$55,868.80	\$55,848.00	\$61,963.00
Totals		4	\$57,387.20	\$55,868.80	\$55,848.00	\$61,963.00



Latitude: 44.861733 Longitude: -93.59211





Employer Name/Worksite Address	Graph	Count	Mean Wage	Median Wage	Lowest Wage	Highest Wage
GSSR INC, 2901 CORPORATE PLACE, CHANHASSEN, MN (https://www.google.com/maps/place/2901%20CORPORATE%20PLACE,CHANHASSEN,MN)		1	\$70,000.00	\$70,000.00	\$70,000.00	\$70,000.00
HEXAWARE TECHNOLOGIES, INC., LIFE TIME FITNESS CORPORATE OFFICE, CHANHASSEN, MN (https://www.google.com/maps/place/LIFE%20TIME%20FITNESS%20CORPORATE%20OFFICE,CHANHASSEN,MN)		1	\$56,500.00	\$56,500.00	\$56,500.00	\$56,500.00
INDSOFT, INC., 2901 CORPORATE PI, CHANHASSEN, MN (https://www.google.com/maps/place/2901%20CORPORATE%20PI,CHANHASSEN,MN)		1	\$77,917.00	\$77,917.00	\$77,917.00	\$77,917.00
GEMINI CONSULTING & SERVICES, LLC, 2901 CORPORATE PL, CHANHASSEN, MN (https://www.google.com/maps/place/2901%20CORPORATE%20PL,CHANHASSEN,MN)		2	\$78,958.50	\$77,917.00	\$77,917.00	\$80,000.00
Totals		5	\$72,466.80	\$77,917.00	\$56,500.00	\$80,000.00

Latitude: 44.861736 Longitude: -93.363723




Employer Name/Worksite Address	Graph	Count	Mean Wage	Median Wage	Lowest Wage	Highest Wage
INTONE NETWORKS INC., 6301 CECILIA CIR, MINNEAPOLIS, MN (https://www.google.com/maps/place/6301%20CECILIA%20CIR,MINNEAPOLIS,MN)		2	\$85,000.00	\$85,000.00	\$85,000.00	\$85,000.00
Totals		2	\$85,000.00	\$85,000.00	\$85,000.00	\$85,000.00

Latitude: 44.861769 Longitude: -93.416903

Employer Name/Worksite Address	Graph	Count	Mean Wage	Median Wage	Lowest Wage	Highest Wage
LIFETOUCH SERVICES INC., 11000 VIKING DRIVE, EDEN PRAIRIE, MN (https://www.google.com/maps/place/11000%20VIKING%20DRIVE,EDEN%20PRAIRIE,MN)		1	\$75,808.00	\$75,808.00	\$75,808.00	\$75,808.00
Totals		1	\$75,808.00	\$75,808.00	\$75,808.00	\$75,808.00

Employer Name/Worksite Address	Graph	Count	Mean Wage	Median Wage	Lowest Wage	Highest Wage
WINDYCITY TECHNOLOGIES INC, 11000 VIKING DR., EDEN PRAIRIE, MN (https://www.google.com/maps/place/11000%20VIKING%20DR.,EDEN%20PRAIRIE,MN)		1	\$76,000.00	\$76,000.00	\$76,000.00	\$76,000.00
LIFETOUCH SERVICES INC., 11000 VIKING DRIVE, EDEN PRAIRIE, MN (https://www.google.com/maps/place/11000%20VIKING%20DRIVE,EDEN%20PRAIRIE,MN)		2	\$70,404.00	\$65,000.00	\$65,000.00	\$75,808.00
INFOSYS LIMITED, 11000 VIKING DR, EDEN PRAIRIE, MN (https://www.google.com/maps/place/11000%20VIKING%20DR,EDEN%20PRAIRIE,MN)		20	\$78,177.20	\$77,771.00	\$62,662.00	\$108,918.00
Totals		23	\$77,406.61	\$77,771.00	\$62,662.00	\$108,918.00

Latitude: 44.861806 Longitude: -93.325717

Employer Name/Worksite Address	Graph	Count	Mean Wage	Median Wage	Lowest Wage	Highest Wage
GROUP HEALTH PLAN, INC., 3601 MINNESOTA DR., EDINA, MN (https://www.google.com/maps/place/3601%20MINNESOTA%20DR.,EDINA,MN)		1	\$93,080.00	\$93,080.00	\$93,080.00	\$93,080.00
LEAD IT CORPORATION, 3601 MINNESOTA DRIVE SUITE 400, EDINA, MN (https://www.google.com/maps/place/3601%20MINNESOTA%20DRIVE%20SUITE%20400,EDINA,MN)		1	\$68,557.00	\$68,557.00	\$68,557.00	\$68,557.00
PRIMASOFT INC, 3601 MINNESOTA DR, MINNEAPOLIS, MN (https://www.google.com/maps/place/3601%20MINNESOTA%20DR,MINNEAPOLIS,MN)		1	\$76,800.00	\$76,800.00	\$76,800.00	\$76,800.00

Employer Name/Worksite Address	Graph	Count	Mean Wage	Median Wage	Lowest Wage	Highest Wage
TITAN DATA GROUP, INC, 3601 MINNESOTA DRIVE, EDINA, MN (https://www.google.com/maps/place/3601%20MINNESOTA%20DRIVE,EDINA,MN)	Graph	1	\$90,000.00	\$90,000.00	\$90,000.00	\$90,000.00
Totals	Graph	4	\$82,109.25	\$76,800.00	\$68,557.00	\$93,080.00

Latitude: 44.861853 Longitude: -93.590639

Employer Name/Worksite Address	Graph	Count	Mean Wage	Median Wage	Lowest Wage	Highest Wage
MEDTRONIC, INC., 7980 CENTURY BLVD, CHANHASSEN, MN (https://www.google.com/maps/place/7980%20CENTURY%20BLVD,CHANHASSEN,MN)	Graph	1	\$108,264.00	\$108,264.00	\$108,264.00	\$108,264.00
CROWD SOFTWARE CONSULTING LLC, 7956 CENTURY BLVD, CHANHASSEN, MN (https://www.google.com/maps/place/7956%20CENTURY%20BLVD,CHANHASSEN,MN)	Graph	2	\$74,212.00	\$73,424.00	\$73,424.00	\$75,000.00
Totals	Graph	3	\$85,562.67	\$75,000.00	\$73,424.00	\$108,264.00

Latitude: 44.861868 Longitude: -93.592428

Employer Name/Employer Address	Graph	Count	Mean Wage	Median Wage	Lowest Wage	Highest Wage
LIFE TIME, INC., 2902 CORPORATE PLACE, CHANHASSEN, MN (https://www.google.com/maps/place/2902%20CORPORATE%20PLACE,CHANHASSEN,MN)	Graph	2	\$136,500.00	\$123,000.00	\$123,000.00	\$150,000.00
LIFE TIME FITNESS, INC., 2902 CORPORATE PLACE, CHANHASSEN, MN (https://www.google.com/maps/place/2902%20CORPORATE%20PLACE,CHANHASSEN,MN)	Graph	4	\$105,750.00	\$105,000.00	\$45,000.00	\$150,000.00
Totals	Graph	6	\$116,000.00	\$123,000.00	\$45,000.00	\$150,000.00

Employer Name/Worksite Address	Graph	Count	Mean Wage	Median Wage	Lowest Wage	Highest Wage
HEXAWARE TECHNOLOGIES, INC., LIFE TIME FITNESS INC., CHANHASSEN, MN (https://www.google.com/maps/place/LIFE%20TIME%20FITNESS%20INC.,CHANHASSEN,MN)	Graph	1	\$66,000.00	\$66,000.00	\$66,000.00	\$66,000.00
MICROINFO IT,INC, 2902 CORPORATE PLACE, CHAHANSSEN, MN (https://www.google.com/maps/place/2902%20CORPORATE%20PLACE,CHAHANSSEN,MN)	Graph	1	\$63,000.00	\$63,000.00	\$63,000.00	\$63,000.00
STRATEGIC IT EXPERTS, INC, 2902 CORPORATE PL, CHANHASSEN, MN (https://www.google.com/maps/place/2902%20CORPORATE%20PL,CHANHASSEN,MN)	Graph	1	\$60,000.00	\$60,000.00	\$60,000.00	\$60,000.00
LIFE TIME FITNESS, INC., 2902 CORPORATE PLACE, CHANHASSEN, MN (https://www.google.com/maps/place/2902%20CORPORATE%20PLACE,CHANHASSEN,MN)	Graph	6	\$110,766.67	\$123,000.00	\$45,000.00	\$150,000.00
Totals	Graph	9	\$94,844.44	\$73,600.00	\$45,000.00	\$150,000.00

Latitude: 44.861928 Longitude: -93.371293

Employer Name/Worksite Address	Graph	Count	Mean Wage	Median Wage	Lowest Wage	Highest Wage
EXPRESS SCRIPTS SERVICES CO., 6625 W. 78TH STREET, BLOOMINTON, MN (https://www.google.com/maps/place/6625%20W.%2078TH%20STREET,BLOOMINTON,MN)	Graph	1	\$110,000.00	\$110,000.00	\$110,000.00	\$110,000.00
VERISK CRIME ANALYTICS, INC., 6625 W 78TH STREET, BLOOMINGTON, MN (https://www.google.com/maps/place/6625%20W%2078TH%20STREET,BLOOMINGTON,MN)	Graph	1	\$80,000.00	\$80,000.00	\$80,000.00	\$80,000.00
EXPRESS SCRIPTS SERVICES CO., 6625 WEST 78TH STREET, BLOOMINGTON, MN (https://www.google.com/maps/place/6625%20WEST%2078TH%20STREET,BLOOMINGTON,MN)	Graph	5	\$93,252.80	\$100,000.00	\$70,000.00	\$110,000.00
ACCENTURE LLP, 6625 W 78TH ST, MINNEAPOLIS, MN (https://www.google.com/maps/place/6625%20W%2078TH%20ST,MINNEAPOLIS,MN)	Graph	33	\$111,503.58	\$101,088.00	\$68,557.00	\$129,334.00
Totals	Graph	40	\$108,397.05	\$101,088.00	\$68,557.00	\$129,334.00

Latitude: 44.861938 Longitude: -93.325718

Employer Name/Worksite Address	Graph	Count	Mean Wage	Median Wage	Lowest Wage	Highest Wage
--------------------------------	-------	-------	-----------	-------------	-------------	--------------

Employer Name/Worksite Address	Graph	Count	Mean Wage	Median Wage	Lowest Wage	Highest Wage
PARAMETRIC PORTFOLIO ASSOCIATES, LLC, 3600 MINNESOTA DRIVE, MINNEAPOLIS, MN (https://www.google.com/maps/place/3600%20MINNESOTA%20DRIVE,MINNEAPOLIS,MN)	Graph	1	\$87,360.00	\$87,360.00	\$87,360.00	\$87,360.00
Totals	Graph	1	\$87,360.00	\$87,360.00	\$87,360.00	\$87,360.00

Latitude: 44.861969 Longitude: -93.424725

Employer Name/Worksite Address	Graph	Count	Mean Wage	Median Wage	Lowest Wage	Highest Wage
TECHNOSOFT GROUP INC, 1100 OPTUM CIRCLE, EDEN PRAIRE, MN (https://www.google.com/maps/place/1100%20OPTUM%20CIRCLE,EDEN%20PRAIRE,MN)	Graph	1	\$75,000.00	\$75,000.00	\$75,000.00	\$75,000.00
Totals	Graph	1	\$75,000.00	\$75,000.00	\$75,000.00	\$75,000.00

Latitude: 44.862056 Longitude: -93.538005

Employer Name/Worksite Address	Graph	Count	Mean Wage	Median Wage	Lowest Wage	Highest Wage
NORTHLAND DENTAL PARTNERS, P.C., 7806 MARKET BLVD., CHANHASSEN, MN (https://www.google.com/maps/place/7806%20MARKET%20BLVD.,CHANHASSEN,MN)	Graph	1	\$77,812.80	\$77,812.80	\$77,812.80	\$77,812.80
Totals	Graph	1	\$77,812.80	\$77,812.80	\$77,812.80	\$77,812.80

Latitude: 44.862129 Longitude: -93.430054

Employer Name/Worksite Address	Graph	Count	Mean Wage	Median Wage	Lowest Wage	Highest Wage
CIBER, INC., 12125 TECHNOLOGY DR., EDEN PRAIRIE, MN (https://www.google.com/maps/place/12125%20TECHNOLOGY%20DR.,EDEN%20PRAIRIE,MN)	Graph	1	\$98,000.00	\$98,000.00	\$98,000.00	\$98,000.00
TEKINVADERZ LLC, 12125 TECHNOLOGY DRIVE, EDENPRAIRIE, MN (https://www.google.com/maps/place/12125%20TECHNOLOGY%20DRIVE,EDENPRAIRIE,MN)	Graph	1	\$68,557.00	\$68,557.00	\$68,557.00	\$68,557.00
UNIGO, INC, 12125 TECHNOLOGY DRIVE, EDEN PRAIRE, MN (https://www.google.com/maps/place/12125%20TECHNOLOGY%20DRIVE,EDEN%20PRAIRE,MN)	Graph	6	\$68,305.33	\$65,000.00	\$60,000.00	\$78,832.00
TEKSOFT SYSTEMS INC, 12125 TECHNOLOGY DR, EDEN PRAIRIE, MN (https://www.google.com/maps/place/12125%20TECHNOLOGY%20DR,EDEN%20PRAIRIE,MN)	Graph	7	\$81,428.57	\$75,000.00	\$60,000.00	\$100,000.00
SAIBERSYS INC, 12125 TECHNOLOGY DRIVE, EDEN PRAIRIE, MN (https://www.google.com/maps/place/12125%20TECHNOLOGY%20DRIVE,EDEN%20PRAIRIE,MN)	Graph	33	\$79,844.79	\$70,000.00	\$60,000.00	\$121,000.00
Totals	Graph	48	\$78,776.40	\$70,000.00	\$60,000.00	\$121,000.00

Latitude: 44.862142 Longitude: -93.428701

Employer Name/Worksite Address	Graph	Count	Mean Wage	Median Wage	Lowest Wage	Highest Wage
SLK AMERICA INC., 12001 TECHNOLOGY DRIVE, EDEN PRAIRIE, MN (https://www.google.com/maps/place/12001%20TECHNOLOGY%20DRIVE,EDEN%20PRAIRIE,MN)	Graph	1	\$110,000.00	\$110,000.00	\$110,000.00	\$110,000.00
NITYA SOFTWARE SOLUTIONS, INC, 12001 TECHNOLOGY DR, EDEN PRAIRIE, MN (https://www.google.com/maps/place/12001%20TECHNOLOGY%20DR,EDEN%20PRAIRIE,MN)	Graph	10	\$68,727.10	\$65,400.00	\$64,522.00	\$93,080.00
Totals	Graph	11	\$72,479.18	\$65,520.00	\$64,522.00	\$110,000.00

Latitude: 44.862487 Longitude: -93.430489

Employer Name/Worksite Address	Graph	Count	Mean Wage	Median Wage	Lowest Wage	Highest Wage
TECHNOSOFT GROUP INC, 13625, TECHNOLOGY DRIVE, EDEN PRAIRIE, MN (https://www.google.com/maps/place/13625,%20TECHNOLOGY%20DRIVE,EDEN%20PRAIRIE,MN)	Graph	1	\$75,000.00	\$75,000.00	\$75,000.00	\$75,000.00
WIPRO LIMITED, 12001, TECHNOLOGY DRIVE, EDEN PRAIRIE, MN (https://www.google.com/maps/place/12001,%20TECHNOLOGY%20DRIVE,EDEN%20PRAIRIE,MN)	Graph	12	\$70,248.67	\$68,557.00	\$68,557.00	\$78,707.00

Employer Name/Worksite Address	Graph	Count	Mean Wage	Median Wage	Lowest Wage	Highest Wage
Totals	Graph	13	\$70,614.15	\$68,557.00	\$68,557.00	\$78,707.00

Latitude: 44.862554 Longitude: -93.372781

Employer Name/Worksite Address	Graph	Count	Mean Wage	Median Wage	Lowest Wage	Highest Wage
LAKSAN TECHNOLOGIES LLC, 6625 W78TH STREET, BLOOMINGTON, MN (https://www.google.com/maps/place/6625%20W78TH%20STREET,BLOOMINGTON,MN)	Graph	1	\$94,000.00	\$94,000.00	\$94,000.00	\$94,000.00
Totals	Graph	1	\$94,000.00	\$94,000.00	\$94,000.00	\$94,000.00

Latitude: 44.863119 Longitude: -93.548377

Employer Name/Worksite Address	Graph	Count	Mean Wage	Median Wage	Lowest Wage	Highest Wage
ECKANKAR, A MINNESOTA NONPROFIT RELIGIOUS ORGANIZATION, 1200 W 78TH STREET, CHANHASSEN, MN (https://www.google.com/maps/place/1200%20W%2078TH%20STREET,CHANHASSEN,MN)	Graph	2	\$44,952.00	\$44,100.00	\$44,100.00	\$45,804.00
Totals	Graph	2	\$44,952.00	\$44,100.00	\$44,100.00	\$45,804.00

Latitude: 44.863173 Longitude: -93.355675

Employer Name/Employer Address	Graph	Count	Mean Wage	Median Wage	Lowest Wage	Highest Wage
MARKWELL & LEWIS LLP, 5151 EDINA INDUSTRIAL BLVD STE 250, EDINA, MN (https://www.google.com/maps/place/5151%20EDINA%20INDUSTRIAL%20BLVD%20STE%20250,EDINA,MN)	Graph	1	\$49,000.00	\$49,000.00	\$49,000.00	\$49,000.00
Totals	Graph	1	\$49,000.00	\$49,000.00	\$49,000.00	\$49,000.00

Employer Name/Worksite Address	Graph	Count	Mean Wage	Median Wage	Lowest Wage	Highest Wage
MARKWELL & LEWIS LLP, 5151 EDINA INDUSTRIAL BOULEVARD SUITE - 250, EDINA, MN (https://www.google.com/maps/place/5151%20EDINA%20INDUSTRIAL%20BOULEVARD%20SUITE%20-%20250,EDINA,MN)	Graph	1	\$49,000.00	\$49,000.00	\$49,000.00	\$49,000.00
Totals	Graph	1	\$49,000.00	\$49,000.00	\$49,000.00	\$49,000.00

Latitude: 44.863216 Longitude: -93.360281

Employer Name/Worksite Address	Graph	Count	Mean Wage	Median Wage	Lowest Wage	Highest Wage
PVR AMERICA INC, 7700 BUSH LAKE ROAD, MINNEAPOLIS, MN (https://www.google.com/maps/place/7700%20BUSH%20LAKE%20ROAD,MINNEAPOLIS,MN)	Graph	1	\$65,000.00	\$65,000.00	\$65,000.00	\$65,000.00
TECHNOSOFT GROUP INC, 7700 BUSH LAKE ROAD, EDINA, MN (https://www.google.com/maps/place/7700%20BUSH%20LAKE%20ROAD,EDINA,MN)	Graph	1	\$65,000.00	\$65,000.00	\$65,000.00	\$65,000.00
Totals	Graph	2	\$65,000.00	\$65,000.00	\$65,000.00	\$65,000.00

Latitude: 44.86327 Longitude: -93.328999

Employer Name/Employer Address	Graph	Count	Mean Wage	Median Wage	Lowest Wage	Highest Wage
ANALYSTS INTERNATIONAL CORPORATION, 7700 FRANCE AVE S., MINNEAPOLIS,, MN (https://www.google.com/maps/place/7700%20FRANCE%20AVE%20S,MINNEAPOLIS,,MN)	Graph	1	\$105,000.00	\$105,000.00	\$105,000.00	\$105,000.00
Totals	Graph	1	\$105,000.00	\$105,000.00	\$105,000.00	\$105,000.00

Employer Name/Worksite Address	Graph	Count	Mean Wage	Median Wage	Lowest Wage	Highest Wage
ICON SOLUTIONS, INC., 7700 FRANCE AVE S, MINNEAPOLIS, MN (https://www.google.com/maps/place/7700%20FRANCE%20AVE%20S,MINNEAPOLIS,MN)	Graph	2	\$80,000.00	\$80,000.00	\$80,000.00	\$80,000.00
Totals	Graph	2	\$80,000.00	\$80,000.00	\$80,000.00	\$80,000.00

Latitude: 44.863298 Longitude: -93.421433

Employer Name/Worksite Address	Graph	Count	Mean Wage	Median Wage	Lowest Wage	Highest Wage
TURING INFO SOLUTIONS INC, 11455 VIKING DRIVE, EDEN PRAIRIE, MN (https://www.google.com/maps/place/11455%20VIKING%20DRIVE,EDEN%20PRAIRIE,MN)	Graph	2	\$65,000.00	\$65,000.00	\$65,000.00	\$65,000.00
WINSTAR SOFTWORLD INC, 11455 VIKING DRIVE SUITE 350, EDEN PRAIRIE, MN (https://www.google.com/maps/place/11455%20VIKING%20DRIVE%20SUITE%20350,EDEN%20PRAIRIE,MN)	Graph	4	\$70,000.00	\$70,000.00	\$70,000.00	\$70,000.00
Totals	Graph	6	\$68,333.33	\$70,000.00	\$65,000.00	\$70,000.00

Latitude: 44.863361 Longitude: -93.155403

Employer Name/Worksite Address	Graph	Count	Mean Wage	Median Wage	Lowest Wage	Highest Wage
LSI CORPORATION, AN AVAGO TECHNOLOGIES COMPANY, 1230 NORTHLAND DRIVE, MENDOTA HEIGHTS, MN (https://www.google.com/maps/place/1230%20NORTHLAND%20DRIVE,MENDOTA%20HEIGHTS,MN)	Graph	70	\$85,792.14	\$79,872.00	\$79,872.00	\$121,313.00
Totals	Graph	70	\$85,792.14	\$79,872.00	\$79,872.00	\$121,313.00

Latitude: 44.863394 Longitude: -93.448115

Employer Name/Employer Address	Graph	Count	Mean Wage	Median Wage	Lowest Wage	Highest Wage
WESTWOOD PROFESSIONAL SERVICES INC., 7699 ANAGRAM DRIVE, EDEN PRAIRIE, MN (https://www.google.com/maps/place/7699%20ANAGRAM%20DRIVE,EDEN%20PRAIRIE,MN)	Graph	1	\$60,000.00	\$60,000.00	\$60,000.00	\$60,000.00
Totals	Graph	1	\$60,000.00	\$60,000.00	\$60,000.00	\$60,000.00

Employer Name/Worksite Address	Graph	Count	Mean Wage	Median Wage	Lowest Wage	Highest Wage
WESTWOOD PROFESSIONAL SERVICES INC., 7699 ANAGRAM DRIVE, EDEN PRAIRIE, MN (https://www.google.com/maps/place/7699%20ANAGRAM%20DRIVE,EDEN%20PRAIRIE,MN)	Graph	1	\$60,000.00	\$60,000.00	\$60,000.00	\$60,000.00
Totals	Graph	1	\$60,000.00	\$60,000.00	\$60,000.00	\$60,000.00

Latitude: 44.863418 Longitude: -93.451977

Employer Name/Employer Address	Graph	Count	Mean Wage	Median Wage	Lowest Wage	Highest Wage
METAVENTION, INC., 7800 EQUITABLE DRIVE, EDEN PRAIRIE, MN (https://www.google.com/maps/place/7800%20EQUITABLE%20DRIVE,EDEN%20PRAIRIE,MN)	Graph	1	\$79,394.00	\$79,394.00	\$79,394.00	\$79,394.00
Totals	Graph	1	\$79,394.00	\$79,394.00	\$79,394.00	\$79,394.00

Employer Name/Worksite Address	Graph	Count	Mean Wage	Median Wage	Lowest Wage	Highest Wage
METAVENTION, INC., 7800 EQUITABLE DRIVE, EDEN PRAIRIE, MN (https://www.google.com/maps/place/7800%20EQUITABLE%20DRIVE,EDEN%20PRAIRIE,MN)	Graph	1	\$79,394.00	\$79,394.00	\$79,394.00	\$79,394.00
Totals	Graph	1	\$79,394.00	\$79,394.00	\$79,394.00	\$79,394.00

Latitude: 44.863453 Longitude: -93.39864

Employer Name/Employer Address	Graph	Count	Mean Wage	Median Wage	Lowest Wage	Highest Wage
RIMAGE CORPORATION, 7725 WASHINGTON AVENUE SOUTH, MINNEAPOLIS, MN (https://www.google.com/maps/place/7725%20WASHINGTON%20AVENUE%20SOUTH,MINNEAPOLIS,MN)	Graph	1	\$90,000.00	\$90,000.00	\$90,000.00	\$90,000.00
Totals	Graph	1	\$90,000.00	\$90,000.00	\$90,000.00	\$90,000.00

Employer Name/Worksite Address	Graph	Count	Mean Wage	Median Wage	Lowest Wage	Highest Wage
RIMAGE CORPORATION, 7725 WASHINGTON AVENUE SOUTH, MINNEAPOLIS, MN (https://www.google.com/maps/place/7725%20WASHINGTON%20AVENUE%20SOUTH,MINNEAPOLIS,MN)	Graph	1	\$90,000.00	\$90,000.00	\$90,000.00	\$90,000.00
Totals	Graph	1	\$90,000.00	\$90,000.00	\$90,000.00	\$90,000.00

Latitude: 44.863559 Longitude: -93.170218

Employer Name/Worksite Address	Graph	Count	Mean Wage	Median Wage	Lowest Wage	Highest Wage
FUJITSU AMERICA, INC., 1444 NORTHLAND DRIVE, MENDOTA HEIGHTS, MN (https://www.google.com/maps/place/1444%20NORTHLAND%20DRIVE,MENDOTA%20HEIGHTS,MN)	Graph	9	\$76,734.00	\$76,734.00	\$76,734.00	\$76,734.00
Totals	Graph	9	\$76,734.00	\$76,734.00	\$76,734.00	\$76,734.00

Latitude: 44.863567 Longitude: -93.158379

Employer Name/Worksite Address	Graph	Count	Mean Wage	Median Wage	Lowest Wage	Highest Wage
VST CONSULTING INC, 1270 NORTHLAND DRIVE, MENDOTA HEIGHTS, MN (https://www.google.com/maps/place/1270%20NORTHLAND%20DRIVE,MENDOTA%20HEIGHTS,MN)	Graph	1	\$82,000.00	\$82,000.00	\$82,000.00	\$82,000.00
Totals	Graph	1	\$82,000.00	\$82,000.00	\$82,000.00	\$82,000.00

Latitude: 44.863688 Longitude: -93.409345

Employer Name/Worksite Address	Graph	Count	Mean Wage	Median Wage	Lowest Wage	Highest Wage
DELL PRODUCTS L.P., 7615 SMETANA LANE, EDEN PRAIRIE, MN (https://www.google.com/maps/place/7615%20SMETANA%20LANE,EDEN%20PRAIRIE,MN)	Graph	3	\$99,553.67	\$107,098.00	\$78,707.00	\$112,856.00
Totals	Graph	3	\$99,553.67	\$107,098.00	\$78,707.00	\$112,856.00

Latitude: 44.863752 Longitude: -93.409639

Employer Name/Worksite Address	Graph	Count	Mean Wage	Median Wage	Lowest Wage	Highest Wage
DELL PRODUCTS L.P., 7625 SEMTANA LANE, EDEN PRAIRIE, MN (https://www.google.com/maps/place/7625%20SEMTANA%20LANE,EDEN%20PRAIRIE,MN)	Graph	1	\$116,185.00	\$116,185.00	\$116,185.00	\$116,185.00
Totals	Graph	1	\$116,185.00	\$116,185.00	\$116,185.00	\$116,185.00

Latitude: 44.864047 Longitude: -93.321203

Employer Name/Worksite Address	Graph	Count	Mean Wage	Median Wage	Lowest Wage	Highest Wage
ACCENTURE LLP, 7701 YORK AVENUE SOUTH, EDINA, MN (https://www.google.com/maps/place/7701%20YORK%20AVENUE%20SOUTH,EDINA,MN)	Graph	1	\$68,557.00	\$68,557.00	\$68,557.00	\$68,557.00
Totals	Graph	1	\$68,557.00	\$68,557.00	\$68,557.00	\$68,557.00

Latitude: 44.864056 Longitude: -93.453781

Employer Name/Worksite Address	Graph	Count	Mean Wage	Median Wage	Lowest Wage	Highest Wage
TALENT9 INC, 7700 EQUITABLE DRIVE, EDEN PRAIRIE, MN (https://www.google.com/maps/place/7700%20EQUITABLE%20DRIVE,EDEN%20PRAIRIE,MN)	Graph	1	\$60,000.00	\$60,000.00	\$60,000.00	\$60,000.00
Totals	Graph	1	\$60,000.00	\$60,000.00	\$60,000.00	\$60,000.00

Latitude: 44.864098 Longitude: -93.308599

Employer Name/Worksite Address	Graph	Count	Mean Wage	Median Wage	Lowest Wage	Highest Wage
ASCENA RETAIL GROUP, 7700 PENN AVENUE, RICHFIELD, MN (https://www.google.com/maps/place/7700%20PENN%20AVENUE,RICHFIELD,MN)	Graph	1	\$91,021.00	\$91,021.00	\$91,021.00	\$91,021.00
Totals	Graph	1	\$91,021.00	\$91,021.00	\$91,021.00	\$91,021.00

Latitude: 44.864103 Longitude: -93.308467

Employer Name/Employer Address	Graph	Count	Mean Wage	Median Wage	Lowest Wage	Highest Wage
BEST BUY ENTERPRISE SERVICES, INC., 7601 PENN AVENUE SOUTH, RICHFIELD, MN (https://www.google.com/maps/place/7601%20PENN%20AVENUE%20SOUTH,RICHFIELD,MN)	Graph	1	\$115,151.00	\$115,151.00	\$115,151.00	\$115,151.00
BEST BUY CO., INC., 7601 PENN AVENUE SOUTH, RICHFIELD, MN (https://www.google.com/maps/place/7601%20PENN%20AVENUE%20SOUTH,RICHFIELD,MN)	Graph	35	\$113,542.91	\$112,476.00	\$79,999.00	\$178,705.00
Totals	Graph	36	\$113,587.58	\$112,476.00	\$79,999.00	\$178,705.00

Employer Name/Worksite Address	Graph	Count	Mean Wage	Median Wage	Lowest Wage	Highest Wage
AIRYSOFT, INC, 7601 PENN AV S, RICHFIELD, MN (https://www.google.com/maps/place/7601%20PENN%20AV%20S,RICHFIELD,MN)	Graph	1	\$64,501.00	\$64,501.00	\$64,501.00	\$64,501.00
AMERICAN IT RESOURCE GROUP, INC., 7601 PENN AVENUE, SOUTH RICHFIELD, MN (https://www.google.com/maps/place/7601%20PENN%20AVENUE,SOUTH%20RICHFIELD,MN)	Graph	1	\$96,000.00	\$96,000.00	\$96,000.00	\$96,000.00
BLACKWELL GLOBAL CONSULTING, LLC, 7601 PENN AVENUE, S., RICHFIELD, MN (https://www.google.com/maps/place/7601%20PENN%20AVENUE,%20S.,RICHFIELD,MN)	Graph	1	\$95,000.00	\$95,000.00	\$95,000.00	\$95,000.00
COMMITPOINT INC, BEST BUY, 7601 PENN AVE S, MINNEAPOLIS, MN (https://www.google.com/maps/place/BEST%20BUY,%20%207601%20PENN%20AVE%20S,MINNEAPOLIS,MN)	Graph	1	\$66,518.00	\$66,518.00	\$66,518.00	\$66,518.00
DATA WAREHOUSE LABS INC, 7601 PENN AVE S, MINNEAPOLIS, MN (https://www.google.com/maps/place/7601%20%20PENN%20AVE%20S,MINNEAPOLIS,MN)	Graph	1	\$72,000.00	\$72,000.00	\$72,000.00	\$72,000.00
EATEAM, INC., 7601 PENN AVE S., MINNEAPOLIS, MN (https://www.google.com/maps/place/7601%20PENN%20AVE%20S.,MINNEAPOLIS,MN)	Graph	1	\$60,000.00	\$60,000.00	\$60,000.00	\$60,000.00
EGEN SOLUTIONS, INC., 7601 PENN AVE., S., RICHFIELD, MN (https://www.google.com/maps/place/7601%20PENN%20AVE.,%20S.,RICHFIELD,MN)	Graph	1	\$89,440.00	\$89,440.00	\$89,440.00	\$89,440.00
I 5 TECH, INC, BEST BUY CORPORATE CAMPUS, MINNEAPOLIS, MN (https://www.google.com/maps/place/BEST%20BUY%20CORPORATE%20CAMPUS,MINNEAPOLIS,MN)	Graph	1	\$78,000.00	\$78,000.00	\$78,000.00	\$78,000.00
MAXPRO INC, 7601 PENN AVE., RICHFIELD, MN (https://www.google.com/maps/place/7601%20PENN%20AVE.,RICHFIELD,MN)	Graph	1	\$72,000.00	\$72,000.00	\$72,000.00	\$72,000.00
SAIBERSYS INC, 7601 S PENN AVE, RICHFIELD, MN (https://www.google.com/maps/place/7601%20S%20PENN%20AVE,RICHFIELD,MN)	Graph	1	\$65,000.00	\$65,000.00	\$65,000.00	\$65,000.00
SEVEN STARS SERVICES, LLC, 7601 PENN AVE, SOUTH, RICHFIELD, MN (https://www.google.com/maps/place/7601%20PENN%20AVE,%20SOUTH,RICHFIELD,MN)	Graph	1	\$64,501.00	\$64,501.00	\$64,501.00	\$64,501.00
USM BUSINESS SYSTEMS, INC., 7601 PENN AVENUE, S. RICHFIELD, MN (https://www.google.com/maps/place/7601%20PENN%20AVENUE,S.%20RICHFIELD,MN)	Graph	1	\$63,000.00	\$63,000.00	\$63,000.00	\$63,000.00
VEDICSOFT SOLUTIONS LLC, BEST BUY, SOUTH RICHFIELD, MN (https://www.google.com/maps/place/BEST%20BUY,SOUTH%20RICHFIELD,MN)	Graph	1	\$90,813.00	\$90,813.00	\$90,813.00	\$90,813.00
WIPRO LIMITED, 7601 PENN AVE S, RICHMOND, MN (https://www.google.com/maps/place/7601%20PENN%20AVE%20S,RICHMOND,MN)	Graph	1	\$64,522.00	\$64,522.00	\$64,522.00	\$64,522.00
ICLOUD TECHNOLOGIES CORP., 7601 PENN AVE SOUTH, MINNEAPOLIS, MN (https://www.google.com/maps/place/7601%20PENN%20AVE%20SOUTH,MINNEAPOLIS,MN)	Graph	2	\$65,000.00	\$65,000.00	\$65,000.00	\$65,000.00

Employer Name/Worksite Address	Graph	Count	Mean Wage	Median Wage	Lowest Wage	Hig W
KREEYAA LLC, 7601 PENN AVE S., RICHFIELD, MN (https://www.google.com/maps/place/7601%20PENN%20AVE%20S.,RICHFIELD,MN)	Graph	2	\$62,853.50	\$60,000.00	\$60,000.00	\$65,
PROFESSIONAL CONSULTING, INC, 7601 PENN AVE. S, MINNEAPOLIS, MN (https://www.google.com/maps/place/7601%20PENN%20AVE.%20S,MINNEAPOLIS,MN)	Graph	2	\$65,500.00	\$65,000.00	\$65,000.00	\$66,1
SARAS AMERICA INC., BEST BUY HEADQUARTERS, RICHFIELD, MN (https://www.google.com/maps/place/BEST%20BUY%20HEADQUARTERS,RICHFIELD,MN)	Graph	2	\$57,000.00	\$57,000.00	\$57,000.00	\$57,1
VIRTUAL MATRIX CORPORATION, 7601 PENN AVE S., RICHFIELD, MN (https://www.google.com/maps/place/7601%20PENN%20AVE%20S.,RICHFIELD,MN)	Graph	3	\$76,000.00	\$79,000.00	\$70,000.00	\$79,1
WIPRO LIMITED, 7601 PENN AVE, RICHFIELD, MN (https://www.google.com/maps/place/7601%20PENN%20AVE,RICHFIELD,MN)	Graph	3	\$74,519.00	\$75,000.00	\$68,557.00	\$80,1
BEST BUY CO., INC., BEST BUY CO., INC., RICHFIELD, MN (https://www.google.com/maps/place/BEST%20BUY%20CO.,%20INC.,RICHFIELD,MN)	Graph	5	\$133,341.00	\$120,000.00	\$108,000.00	\$178,
CYBERTHINK INC, 7601 PENN AVENUE S, MINNEAPOLIS, MN (https://www.google.com/maps/place/7601%20PENN%20AVENUE%20S,MINNEAPOLIS,MN)	Graph	6	\$83,587.67	\$78,400.00	\$62,733.00	\$109,
INNOZA TECH LLC, BEST BUY, MINNEAPOLIS, MN (https://www.google.com/maps/place/BEST%20BUY,MINNEAPOLIS,MN)	Graph	6	\$66,737.33	\$65,000.00	\$63,880.00	\$71,1
MASTECH DIGITAL TECHNOLOGIES, INC., A MASTECH DIGITAL, INC. COMPANY, 7601 PENN AVENUE S., RICHFIELD, MN (https://www.google.com/maps/place/7601%20PENN%20AVENUE%20S.,RICHFIELD,MN)	Graph	9	\$92,334.22	\$93,080.00	\$80,808.00	\$98,
NEXT LEVEL BUSINESS SERVICES, INC., BEST BUY, RICHFIELD, MN (https://www.google.com/maps/place/BEST%20BUY,RICHFIELD,MN)	Graph	9	\$75,489.44	\$71,510.00	\$64,501.00	\$92,
TATA CONSULTANCY SERVICES LIMITED, 7601 PENN AVENUE SOUTH,, RICHFIELD, MN (https://www.google.com/maps/place/7601%20PENN%20AVENUE%20SOUTH,,RICHFIELD,MN)	Graph	9	\$61,124.67	\$60,700.00	\$60,700.00	\$64,1
ICONSOFT INC., 7601 PENN AVE. S, RICHFIELD, MN (https://www.google.com/maps/place/7601%20PENN%20AVE.%20S,RICHFIELD,MN)	Graph	10	\$89,634.90	\$83,000.00	\$66,000.00	\$120,
E-BUSINESS INTERNATIONAL INC., 7601 PENN AVE. SOUTH, RICHFIELD, MN (https://www.google.com/maps/place/7601%20PENN%20AVE.%20SOUTH,RICHFIELD,MN)	Graph	13	\$73,153.85	\$66,100.00	\$54,000.00	\$95,1
STAT9 TECHNOLOGIES INC., 7601 PENN AVENUE, RICHFIELD, MN (https://www.google.com/maps/place/7601%20PENN%20AVENUE,RICHFIELD,MN)	Graph	16	\$94,887.63	\$100,000.00	\$64,522.00	\$141,
ACCENTURE LLP, 7601 PENN AVE S, MINNEAPOLIS, MN (https://www.google.com/maps/place/7601%20PENN%20AVE%20S,MINNEAPOLIS,MN)	Graph	20	\$67,308.25	\$65,000.00	\$50,336.00	\$83,1
GENIUS MINDS LLC, 7601 PENN AVENUE SOUTH, MINNEAPOLIS, MN (https://www.google.com/maps/place/7601%20PENN%20AVENUE%20SOUTH,MINNEAPOLIS,MN)	Graph	23	\$86,249.57	\$88,462.00	\$65,000.00	\$88,1
APLOMB TECHNOLOGIES INC, 7601 PENN AVENUE S, RICHFIELD, MN (https://www.google.com/maps/place/7601%20PENN%20AVENUE%20S,RICHFIELD,MN)	Graph	53	\$77,816.96	\$69,000.00	\$60,000.00	\$121,
OASYS TECHNOLOGIES INC, 7601 PENN AVE SOUTH, RICHFIELD, MN (https://www.google.com/maps/place/7601%20PENN%20AVE%20SOUTH,RICHFIELD,MN)	Graph	99	\$76,147.71	\$70,000.00	\$56,285.00	\$109,
TITAN DATA GROUP, INC, 7601 PENN AVENUE SOUTH, RICHFIELD, MN (https://www.google.com/maps/place/7601%20PENN%20AVENUE%20SOUTH,RICHFIELD,MN)	Graph	200	\$78,148.16	\$68,557.00	\$50,336.00	\$159,
FIRST TEK , INC., 7601 PENN AVE S, RICHFIELD, MN (https://www.google.com/maps/place/7601%20PENN%20AVE%20S,RICHFIELD,MN)	Graph	261	\$73,049.90	\$68,557.00	\$50,336.00	\$120,
Totals	Graph	767	\$76,501.68	\$68,600.00	\$50,336.00	\$178,

Latitude: 44.864258 Longitude: -93.43081

Employer Name/Employer Address	Graph	Count	Mean Wage	Median Wage
CAMECO INC., ONE SOUTHWEST CROSSING, 11095 VIKING DRIVE, EDEN PRAIRIE, MN (https://www.google.com/maps/place/ONE%20SOUTHWEST%20CROSSING,%2011095%20VIKING%20DRIVE,EDEN%20PRAIRIE,MN)	Graph	1	\$165,006.00	\$165,006.00
PHILLIPS AND TEMRO INDUSTRIES, INC., 9700 WEST 7TH STREET, EDEN PRAIRIE, MN (https://www.google.com/maps/place/9700%20WEST%207TH%20STREET,EDEN%20PRAIRIE,MN)	Graph	1	\$61,000.00	\$61,000.00
Totals	Graph	2	\$113,003.00	\$61,000.00

Employer Name/Worksite Address	Graph	Count	Mean Wage	Median Wage
ADVANCED KNOWLEDGE TECH, LLC, UNITED HEALTHCARE SERVICES, EDEN PRAIRIE, MN (https://www.google.com/maps/place/UNITED%20HEALTHCARE%20SERVICES,EDEN%20PRAIRIE,MN)	Graph	1	\$63,000.00	\$63,000.00

Employer Name/Worksite Address	Graph	Count	Mean Wage	Median Wage
AGITECH SOLUTIONS, INC, 12700 WHITEWATER DRIVE, MINNESOTA, MN (https://www.google.com/maps/place/12700%20WHITEWATER%20DRIVE,MINNESOTA,MN)	Graph	1	\$75,000.00	\$75,000.00
AVANT SYSTEMS INC, 12700 WHITEWATER DR., MINNETONKA, MN (https://www.google.com/maps/place/12700%20WHITEWATER%20DR.,MINNETONKA,MN)	Graph	1	\$69,000.00	\$69,000.00
C-VISION INC, 2501 HUDSON ROAD, BUILDING 224, ST. PAUL, MN (https://www.google.com/maps/place/2501%20HUDSON%20ROAD,%20BUILDING%20224,ST.%20PAUL,MN)	Graph	1	\$64,501.00	\$64,501.00
CAMECO INC., ONE SOUTHWEST CROSSING, SUITE 210, EDEN PRAIRIE, MN (https://www.google.com/maps/place/ONE%20SOUTHWEST%20CROSSING,%20SUITE%20210,EDEN%20PRAIRIE,MN)	Graph	1	\$165,006.00	\$165,006.00
CEDENT CONSULTING INC, SUPERVALU SUPPORT CENTER, EDEN PRAIRIE, MN (https://www.google.com/maps/place/SUPERVALU%20SUPPORT%20CENTER,EDEN%20PRAIRIE,MN)	Graph	1	\$70,000.00	\$70,000.00
COMTEK GLOBAL, INC., 11000 OPTUM CIRCLE, EDEN PRAIRIE, MN (https://www.google.com/maps/place/11000%20OPTUM%20CIRCLE,EDEN%20PRAIRIE,MN)	Graph	1	\$70,800.00	\$70,800.00
CRITICALRIVER, INC., 610 OPPERMAN DRV, EAGAN, MN (https://www.google.com/maps/place/610%20OPPERMAN%20DRV,EAGAN,MN)	Graph	1	\$69,805.00	\$69,805.00
DOLPHIN SOLUTIONS INC, UNITEDHEALTH GROUP, EDEN PRA, MN (https://www.google.com/maps/place/UNITEDHEALTH%20GROUP,EDEN%20PRA,MN)	Graph	1	\$92,000.00	\$92,000.00
ELITE INNOVATIVE SOLUTIONS INC, 11000 OPTUM CIR, BLDNG 2, EDEN PRAIRIE, MN (https://www.google.com/maps/place/11000%20OPTUM%20CIR,%20BLDNG%202,EDEN%20PRAIRIE,MN)	Graph	1	\$78,000.00	\$78,000.00
IDRIL SERVICES CORPORATION, UHG, EDEN PRAIRIE, MN (https://www.google.com/maps/place/UHG,EDEN%20PRAIRIE,MN)	Graph	1	\$64,501.00	\$64,501.00
ITPROFOUND INC, OPTUM, EDEN PRAIRE, MN (https://www.google.com/maps/place/OPTUM,EDEN%20PRAIRE,MN)	Graph	1	\$65,000.00	\$65,000.00
JAVEN TECHNOLOGIES, INC., 6442 CITY W. PARKWAY, EDEN PRAIRIE, MN (https://www.google.com/maps/place/6442%20CITY%20W.%20PARKWAY,EDEN%20PRAIRIE,MN)	Graph	1	\$80,000.00	\$80,000.00
OPTUM SERVICES, INC., 13625 TECHNOLOGY DRIVE, EDEN PRAIRIE, MN (https://www.google.com/maps/place/13625%20TECHNOLOGY%20DRIVE,EDEN%20PRAIRIE,MN)	Graph	1	\$80,000.00	\$80,000.00
PAMTEN, INC., UNITED HEALTH GROUP/OPTUM, EDEN PRAIRIE, MN (https://www.google.com/maps/place/UNITED%20HEALTH%20GROUP/OPTUM,EDEN%20PRAIRIE,MN)	Graph	1	\$130,000.00	\$130,000.00
SDILOGIC INC, 800 NICOLLET MALL, MINNEAPOLIS, MN (https://www.google.com/maps/place/800%20NICOLLET%20MALL,MINNEAPOLIS,MN)	Graph	1	\$93,870.00	\$93,870.00
SILICON STAFF IT SERVICES, INC., SUPERVALU, INC, EDEN PRAIRIE, MN (https://www.google.com/maps/place/SUPERVALU,%20INC,EDEN%20PRAIRIE,MN)	Graph	1	\$65,000.00	\$65,000.00
SLIQ INFORMATION TECHNOLOGIES INC., UNITED HEALTH GROUP, 12125 TECHNOLOGY DRIVE, EDEN PRAIRIE, MN (https://www.google.com/maps/place/UNITED%20HEALTH%20GROUP,%2012125%20TECHNOLOGY%20DRIVE,EDEN%20PRAIRIE,MN)	Graph	1	\$76,960.00	\$76,960.00
SOFTCOM SYSTEMS INC, 610 OPPERMAN DRIVE, EAGAN, MN (https://www.google.com/maps/place/610%20OPPERMAN%20DRIVE,EAGAN,MN)	Graph	1	\$73,000.00	\$73,000.00
TECHNOVISTA, INC., UNITED HEALTH GROUP (OPTUM), EDEN PRAIRIE, MN (https://www.google.com/maps/place/UNITED%20HEALTH%20GROUP%20(OPTUM),EDEN%20PRAIRIE,MN)	Graph	1	\$70,000.00	\$70,000.00
TEKEMPLOI CO., OPTUM TECHNOLOGY/UNITEDHEALTH GROUP, EDEN PRAIRIE, MN (https://www.google.com/maps/place/OPTUM%20TECHNOLOGY/UNITEDHEALTH%20GROUP,EDEN%20PRAIRIE,MN)	Graph	1	\$78,707.00	\$78,707.00
VASTIKA, INC., BUILDING 1 - 11000 OPTUM CIRCLE, EDEN PRAIRIE, MN (https://www.google.com/maps/place/BUILDING%201-%20%2011000%20OPTUM%20CIRCLE,EDEN%20PRAIRIE,MN)	Graph	1	\$88,400.00	\$88,400.00
XZEGOSYS INC., OPTUM TECHNOLOGY, 13625 TECHNOLOGY DRIVE, EDEN PRAIRIE, MN (https://www.google.com/maps/place/OPTUM%20TECHNOLOGY,%2013625%20TECHNOLOGY%20DRIVE,EDEN%20PRAIRIE,MN)	Graph	1	\$87,348.00	\$87,348.00
CLOUDGEN, LLC, SUPERVALU INC., EDEN PRAIRIE, MN (https://www.google.com/maps/place/SUPERVALU%20INC.,EDEN%20PRAIRIE,MN)	Graph	2	\$64,750.50	\$64,501.00
GENIUS MINDS LLC, 6442 CITY W PKWY, EDEN PRAIRIE, MN (https://www.google.com/maps/place/6442%20CITY%20W%20PKWY,EDEN%20PRAIRIE,MN)	Graph	2	\$65,000.00	\$65,000.00
IDRIL SERVICES CORPORATION, OPTUM TECHNOLOGY, EDEN PRAIRIE, MN (https://www.google.com/maps/place/OPTUM%20TECHNOLOGY,EDEN%20PRAIRIE,MN)	Graph	2	\$64,501.00	\$64,501.00
L&T TECHNOLOGY SERVICES LIMITED, DRISTEEM CORPORATION, EDEN PRAIRIE, MN (https://www.google.com/maps/place/DRISTEEM%20CORPORATION,EDEN%20PRAIRIE,MN)	Graph	2	\$70,325.00	\$62,733.00
R SQUARE, INC, UNITED HEALTH GROUP, EDEN PRAIRIE, MN (https://www.google.com/maps/place/UNITED%20HEALTH%20GROUP,EDEN%20PRAIRIE,MN)	Graph	2	\$84,000.00	\$78,000.00
MPOWER LOGIC INC., 12700 WHITEWATER DRIVE, MINNETONKA, MN (https://www.google.com/maps/place/12700%20WHITEWATER%20DRIVE,MINNETONKA,MN)	Graph	3	\$84,728.00	\$75,920.00
QUALITY MATRIX INC, OPTUM, EDEN PRAIRIE, MN (https://www.google.com/maps/place/OPTUM,EDEN%20PRAIRIE,MN)	Graph	6	\$75,600.00	\$77,800.00
Totals	Graph	42	\$77,972.26	\$75,000.00

Latitude: 44.864596 Longitude: -93.294442

Employer Name/Worksite Address	Graph	Count	Mean Wage	Median Wage	Lowest Wage	Highest Wage
PVR AMERICA, INC., ONE MERIDIAN CROSSINGS, RICHFIELD, MN (https://www.google.com/maps/place/ONE%20MERIDIAN%20CROSSINGS,RICHFIELD,MN)	Graph	1	\$65,000.00	\$65,000.00	\$65,000.00	\$65,000.00
WIPRO LIMITED, 1, MERIDIAN CROSSINGS, MINNEAPOLIS, MN (https://www.google.com/maps/place/1,%20MERIDIAN%20CROSSINGS,MINNEAPOLIS,MN)	Graph	7	\$70,030.86	\$69,618.00	\$64,522.00	\$78,707.00
WIPRO LIMITED, 1 MERIDIAN CROSSINGS, MINNEAPOLIS, MN (https://www.google.com/maps/place/1%20MERIDIAN%20CROSSINGS,MINNEAPOLIS,MN)	Graph	8	\$64,522.00	\$64,522.00	\$64,522.00	\$64,522.00
WIPRO LIMITED, 1 MERIDIAN CROSSINGS, RICHFIELD, MN (https://www.google.com/maps/place/1%20MERIDIAN%20CROSSINGS,RICHFIELD,MN)	Graph	8	\$64,522.00	\$64,522.00	\$64,522.00	\$64,522.00
EDVENSOFT SOLUTIONS LLC, 2 MERIDIAN CROSSINGS, MINNEAPOLIS, MN (https://www.google.com/maps/place/2%20MERIDIAN%20CROSSINGS,MINNEAPOLIS,MN)	Graph	14	\$65,705.71	\$64,522.00	\$63,000.00	\$78,660.00
WIPRO LIMITED, 1, MERIDIAN CROSSINGS, RICHFIELD, MN (https://www.google.com/maps/place/1,%20MERIDIAN%20CROSSINGS,RICHFIELD,MN)	Graph	17	\$64,522.00	\$64,522.00	\$64,522.00	\$64,522.00
WIPRO LIMITED, 2, MERIDIAN CROSSINGS, RICHFIELD, MN (https://www.google.com/maps/place/2,%20MERIDIAN%20CROSSINGS,RICHFIELD,MN)	Graph	24	\$68,677.42	\$69,618.00	\$63,000.00	\$90,168.00
ACWIRON GLOBAL SOLUTIONS LLC, 2 MERIDIAN CROSSINGS, RICHFIELD, MN (https://www.google.com/maps/place/2%20MERIDIAN%20CROSSINGS,RICHFIELD,MN)	Graph	25	\$77,871.36	\$69,618.00	\$64,522.00	\$136,552.00
OM TEK, INC., 1 MERIDIAN CROSSINGS, RICHFIELD, MN (https://www.google.com/maps/place/1%20MERIDIAN%20CROSSINGS,RICHFIELD,MN)	Graph	102	\$67,377.92	\$64,522.00	\$41,600.00	\$120,640.00
Totals	Graph	206	\$68,310.25	\$64,522.00	\$41,600.00	\$136,552.00

Latitude: 44.864654 Longitude: -93.464859

Employer Name/Employer Address	Graph	Count	Mean Wage	Median Wage	Lowest Wage	Highest Wage
STRATASYS, INC., 7665 COMMERCE WAY, EDEN PRAIRIE, MN (https://www.google.com/maps/place/7665%20COMMERCE%20WAY,EDEN%20PRAIRIE,MN)	Graph	1	\$96,000.00	\$96,000.00	\$96,000.00	\$96,000.00
Totals	Graph	1	\$96,000.00	\$96,000.00	\$96,000.00	\$96,000.00

Employer Name/Worksite Address	Graph	Count	Mean Wage	Median Wage	Lowest Wage	Highest Wage
STRATASYS, INC., 7665 COMMERCE WAY, EDEN PRAIRIE, MN (https://www.google.com/maps/place/7665%20COMMERCE%20WAY,EDEN%20PRAIRIE,MN)	Graph	1	\$96,000.00	\$96,000.00	\$96,000.00	\$96,000.00
Totals	Graph	1	\$96,000.00	\$96,000.00	\$96,000.00	\$96,000.00

Latitude: 44.864733 Longitude: -93.156202

Employer Name/Worksite Address	Graph	Count	Mean Wage	Median Wage	Lowest Wage	Highest Wage
DELOITTE & AMP; TOUCHE LLP, 2540 EXECUTIVE DRIVE, ST. PAUL, MN (https://www.google.com/maps/place/2540%20EXECUTIVE%20DRIVE,ST.%20PAUL,MN)	Graph	30	\$56,500.00	\$53,000.00	\$53,000.00	\$60,000.00
Totals	Graph	30	\$56,500.00	\$53,000.00	\$53,000.00	\$60,000.00

Latitude: 44.864734 Longitude: -93.464788

Employer Name/Worksite Address	Graph	Count	Mean Wage	Median Wage	Lowest Wage	Highest Wage
TATA CONSULTANCY SERVICES LIMITED, 7655 COMMERCE WAY, EDEN PRAIRIE, MN (https://www.google.com/maps/place/7655%20COMMERCE%20WAY,EDEN%20PRAIRIE,MN)	Graph	1	\$64,522.00	\$64,522.00	\$64,522.00	\$64,522.00
Totals	Graph	1	\$64,522.00	\$64,522.00	\$64,522.00	\$64,522.00

Latitude: 44.864898 Longitude: -93.360051

Employer Name/Employer Address	Graph	Count	Mean Wage	Median Wage	Lowest Wage	Highest Wage
SCHOENECKERS, INC., 7630 BUSH LAKE ROAD, MINNEAPOLIS, MN (https://www.google.com/maps/place/7630%20BUSH%20LAKE%20ROAD,MINNEAPOLIS,MN)	Graph	14	\$100,214.86	\$104,000.00	\$60,000.00	\$120,000.00
Totals	Graph	14	\$100,214.86	\$104,000.00	\$60,000.00	\$120,000.00

Employer Name/Worksite Address	Graph	Count	Mean Wage	Median Wage	Lowest Wage	Highest Wage
YASH TECHNOLOGIES, INC., 7630 BUSH LAKE ROAD, MINNEAPOLIS, MN (https://www.google.com/maps/place/7630%20BUSH%20LAKE%20ROAD,MINNEAPOLIS,MN)	Graph	7	\$67,565.29	\$65,000.00	\$60,000.00	\$79,000.00
YASH TECHNOLOGIES, INC., 7630 BUSH LAKE RD, MINNEAPOLIS, MN (https://www.google.com/maps/place/7630%20BUSH%20LAKE%20RD,MINNEAPOLIS,MN)	Graph	10	\$90,846.10	\$95,000.00	\$60,000.00	\$120,000.00
Totals	Graph	17	\$81,259.88	\$78,957.00	\$60,000.00	\$120,000.00

Latitude: 44.865033 Longitude: -93.328999

Employer Name/Worksite Address	Graph	Count	Mean Wage	Median Wage	Lowest Wage	Highest Wage
PACE COMPUTER SOLUTIONS INC, 7600 FRANCE AVE S, EDINA, MN (https://www.google.com/maps/place/7600%20FRANCE%20AVE%20S,EDINA,MN)	Graph	1	\$80,246.00	\$80,246.00	\$80,246.00	\$80,246.00
VENNSYS LLC, 7600 FRANCE AVENUE S, MINNEAPOLIS, MN (https://www.google.com/maps/place/7600%20FRANCE%20AVENUE%20S,MINNEAPOLIS,MN)	Graph	1	\$69,659.00	\$69,659.00	\$69,659.00	\$69,659.00
Totals	Graph	2	\$74,952.50	\$69,659.00	\$69,659.00	\$80,246.00

Latitude: 44.865275 Longitude: -93.359919

Employer Name/Worksite Address	Graph	Count	Mean Wage	Median Wage	Lowest Wage	Highest Wage
SCHOENECKERS, INC., 7625 BUSH LAKE RD, MINNEAPOLIS, MN (https://www.google.com/maps/place/7625%20BUSH%20LAKE%20RD,MINNEAPOLIS,MN)	Graph	7	\$100,214.86	\$104,000.00	\$60,000.00	\$120,000.00
Totals	Graph	7	\$100,214.86	\$104,000.00	\$60,000.00	\$120,000.00

Latitude: 44.865345 Longitude: -93.324562

Employer Name/Worksite Address	Graph	Count	Mean Wage	Median Wage	Lowest Wage	Highest Wage
MICROSOFT CORPORATION, 3601 W 76TH ST STE 600, EDINA, MN (https://www.google.com/maps/place/3601%20W%2076TH%20ST%20STE%20600,EDINA,MN)	Graph	1	\$84,725.00	\$84,725.00	\$84,725.00	\$84,725.00
MICROSOFT CORPORATION, 3601 W 76TH ST., MINNEAPOLIS, MN (https://www.google.com/maps/place/3601%20W%2076TH%20ST.,MINNEAPOLIS,MN)	Graph	1	\$115,000.00	\$115,000.00	\$115,000.00	\$115,000.00
APLOMB TECHNOLOGIES INC, 3601 W 76 STREET, EDINA, MN (https://www.google.com/maps/place/3601%20W%2076%20STREET,EDINA,MN)	Graph	2	\$60,000.00	\$60,000.00	\$60,000.00	\$60,000.00
MICROSOFT CORPORATION, 3601 76TH STREET WEST, SUITE 600, EDINA, MN (https://www.google.com/maps/place/3601%2076TH%20STREET%20WEST,%20SUITE%20600,EDINA,MN)	Graph	2	\$116,800.00	\$110,000.00	\$110,000.00	\$123,600.00
Totals	Graph	6	\$92,220.83	\$84,725.00	\$60,000.00	\$123,600.00

Latitude: 44.865442 Longitude: -93.334602

Employer Name/Employer Address	Graph	Count	Mean Wage	Median Wage	Lowest Wage	Highest Wage
GILBERT MECHANICAL CONTRACTORS, INC., 4451 WEST 76TH STREET, EDINA, MN (https://www.google.com/maps/place/4451%20WEST%2076TH%20STREET,EDINA,MN)	Graph	1	\$72,432.00	\$72,432.00	\$72,432.00	\$72,432.00
Totals	Graph	1	\$72,432.00	\$72,432.00	\$72,432.00	\$72,432.00

Employer Name/Worksite Address	Graph	Count	Mean Wage	Median Wage	Lowest Wage	Highest Wage
GILBERT MECHANICAL CONTRACTORS, INC., 4451 WEST 76TH STREET, EDINA, MN (https://www.google.com/maps/place/4451%20WEST%2076TH%20STREET,EDINA,MN)	Graph	1	\$72,432.00	\$72,432.00	\$72,432.00	\$72,432.00
Totals	Graph	1	\$72,432.00	\$72,432.00	\$72,432.00	\$72,432.00

Latitude: 44.865469 Longitude: -93.160675

Employer Name/Worksite Address	Graph	Count	Mean Wage	Median Wage	Lowest Wage	Highest Wage
NORTH STAR WORLD TRADE SERVICES, INC., 1300 MENDOTA HEIGHTS ROAD, MENDOTA HEIGHTS, MN (https://www.google.com/maps/place/1300%20MENDOTA%20HEIGHTS%20ROAD,MENDOTA%20HEIGHTS,MN)	Graph	1	\$43,200.00	\$43,200.00	\$43,200.00	\$43,200.00
Totals	Graph	1	\$43,200.00	\$43,200.00	\$43,200.00	\$43,200.00

Employer Name/Worksite Address	Graph	Count	Mean Wage	Median Wage	Lowest Wage	Highest Wage
NORTH STAR WORLD TRADE SERVICES, INC., 1300 MENDOTA HEIGHTS ROAD, MENDOTA HEIGHTS, MN (https://www.google.com/maps/place/1300%20MENDOTA%20HEIGHTS%20ROAD,MENDOTA%20HEIGHTS,MN)	Graph	1	\$43,200.00	\$43,200.00	\$43,200.00	\$43,200.00
Totals	Graph	1	\$43,200.00	\$43,200.00	\$43,200.00	\$43,200.00

Latitude: 44.865547 Longitude: -93.400203

Employer Name/Worksite Address	Graph	Count	Mean Wage	Median Wage	Lowest Wage	Highest Wage
BRUKER NANO, INC., 9625 WEST 76TH STREET, MINNEAPOLIS, MN (https://www.google.com/maps/place/9625%20WEST%2076TH%20STREET,MINNEAPOLIS,MN)	Graph	1	\$73,757.32	\$73,757.32	\$73,757.32	\$73,757.32
Totals	Graph	1	\$73,757.32	\$73,757.32	\$73,757.32	\$73,757.32

Latitude: 44.865557 Longitude: -93.354075

Employer Name/Worksite Address	Graph	Count	Mean Wage	Median Wage	Lowest Wage	Highest Wage
THE DOW CHEMICAL COMPANY, 7600 METRO BLVD, EDINA, MN (https://www.google.com/maps/place/7600%20METRO%20BLVD,EDINA,MN)	Graph	1	\$84,302.00	\$84,302.00	\$84,302.00	\$84,302.00
Totals	Graph	1	\$84,302.00	\$84,302.00	\$84,302.00	\$84,302.00

Latitude: 44.865604 Longitude: -93.163893

Employer Name/Worksite Address	Graph	Count	Mean Wage	Median Wage	Lowest Wage	Highest Wage
ASTIR IT SOLUTIONS INC., 1355 MENDOTA HEIGHTS ROAD, MENDOTA HEIGHTS, MN (https://www.google.com/maps/place/1355%20MENDOTA%20HEIGHTS%20ROAD,MENDOTA%20HEIGHTS,MN)	Graph	1	\$93,000.00	\$93,000.00	\$93,000.00	\$93,000.00
Totals	Graph	1	\$93,000.00	\$93,000.00	\$93,000.00	\$93,000.00

Latitude: 44.86562 Longitude: -93.141233

Employer Name/Worksite Address	Graph	Count	Mean Wage	Median Wage	Lowest Wage	Highest Wage
PATTERSON COMPANIES, INC., 1031 MENDOTA HEIGHTS ROAD, ST. PAUL, MN (https://www.google.com/maps/place/1031%20MENDOTA%20HEIGHTS%20ROAD,ST.%20PAUL,MN)	Graph	4	\$99,748.75	\$93,080.00	\$91,915.00	\$107,000.00
Totals	Graph	4	\$99,748.75	\$93,080.00	\$91,915.00	\$107,000.00

Employer Name/Worksite Address	Graph	Count	Mean Wage	Median Wage	Lowest Wage	Highest Wage
--------------------------------	-------	-------	-----------	-------------	-------------	--------------

Employer Name/Worksite Address	Graph	Count	Mean Wage	Median Wage	Lowest Wage	Highest Wage
PATTERSON COMPANIES, INC., 1031 MENDOTA HEIGHTS ROAD, ST. PAUL, MN (https://www.google.com/maps/place/1031%20MENDOTA%20HEIGHTS%20ROAD,ST.%20PAUL,MN)	Graph	1	\$93,080.00	\$93,080.00	\$93,080.00	\$93,080.00
Totals	Graph	1	\$93,080.00	\$93,080.00	\$93,080.00	\$93,080.00

Latitude: 44.865687 Longitude: -93.496872

Employer Name/Worksite Address	Graph	Count	Mean Wage	Median Wage	Lowest Wage	Highest Wage
EVEEAR TECHNOLOGIES INC., 17259 ROUND LAKE ROAD, EDEN PRAIRIE, MN (https://www.google.com/maps/place/17259%20ROUND%20LAKE%20ROAD,EDEN%20PRAIRIE,MN)	Graph	3	\$82,579.33	\$81,000.00	\$81,000.00	\$85,738.00
Totals	Graph	3	\$82,579.33	\$81,000.00	\$81,000.00	\$85,738.00

Latitude: 44.865892 Longitude: -93.291985

Employer Name/Worksite Address	Graph	Count	Mean Wage	Median Wage	Lowest Wage	Highest Wage
TECHLAND INC, 2 MERIDIAN CROSSING,, RICHFIELD, MN (https://www.google.com/maps/place/2%20MERIDIAN%20CROSSING,,RICHFIELD,MN)	Graph	1	\$80,000.00	\$80,000.00	\$80,000.00	\$80,000.00
U.S. BANK NATIONAL ASSOCIATION, 2 MERIDIAN CROSSING, RICHFIELD, MN (https://www.google.com/maps/place/2%20MERIDIAN%20CROSSING,RICHFIELD,MN)	Graph	1	\$108,264.00	\$108,264.00	\$108,264.00	\$108,264.00
U.S. BANK NATIONAL ASSOCIATION, 2 MERIDIAN CROSSING, MINNEAPOLIS, MN (https://www.google.com/maps/place/2%20MERIDIAN%20CROSSING,MINNEAPOLIS,MN)	Graph	1	\$92,800.00	\$92,800.00	\$92,800.00	\$92,800.00
MAGNUS TECHNOLOGY SOLUTIONS INC, 1 MERIDIAN XING, RICHFIELD, MN (https://www.google.com/maps/place/1%20MERIDIAN%20XING,RICHFIELD,MN)	Graph	2	\$64,200.00	\$62,400.00	\$62,400.00	\$66,000.00
SOFTPATH TECHNOLOGIES, LLC, TWO MERIDIAN CROSSING, RICHFIELD, MN (https://www.google.com/maps/place/TWO%20MERIDIAN%20CROSSING,RICHFIELD,MN)	Graph	2	\$78,400.00	\$77,800.00	\$77,800.00	\$79,000.00
SOFTPATH TECHNOLOGIES, LLC, TWO MERIDIAN CROSSING,, RICHFIELD, MN (https://www.google.com/maps/place/TWO%20MERIDIAN%20CROSSING,,RICHFIELD,MN)	Graph	2	\$77,900.00	\$77,800.00	\$77,800.00	\$78,000.00
HEXACORP LLC, 1 MERIDIAN CROSSING, RICHFIELD, MN (https://www.google.com/maps/place/1%20MERIDIAN%20CROSSING,RICHFIELD,MN)	Graph	33	\$81,789.73	\$79,040.00	\$60,000.00	\$115,000.00
U.S. BANK NATIONAL ASSOCIATION, 2 MERIDIAN CROSSING, RICHFIELD, MN (https://www.google.com/maps/place/2%20MERIDIAN%20CROSSING,RICHFIELD,MN)	Graph	41	\$90,424.95	\$93,080.00	\$58,656.00	\$117,520.00
Totals	Graph	83	\$85,886.12	\$79,040.00	\$58,656.00	\$117,520.00

Latitude: 44.865987 Longitude: -93.061517

Employer Name/Worksite Address	Graph	Count	Mean Wage	Median Wage	Lowest Wage	Highest Wage
WIPRO LIMITED, 5500, CENEX DR, INVER GROVE HEIGHTS, MN (https://www.google.com/maps/place/5500,%20CENEX%20DR,INVER%20GROVE%20HEIGHTS,MN)	Graph	1	\$68,557.00	\$68,557.00	\$68,557.00	\$68,557.00
Totals	Graph	1	\$68,557.00	\$68,557.00	\$68,557.00	\$68,557.00

Latitude: 44.866158 Longitude: -93.40544

Employer Name/Worksite Address	Graph	Count	Mean Wage	Median Wage	Lowest Wage	Highest Wage
L&T TECHNOLOGY SERVICES LIMITED, ROCKWELL AUTOMATION INC, EDEN PRAIRIE, MN (https://www.google.com/maps/place/ROCKWELL%20AUTOMATION%20INC,EDEN%20PRAIRIE,MN)	Graph	1	\$66,000.00	\$66,000.00	\$66,000.00	\$66,000.00
ROCKWELL AUTOMATION, INC., 10120 WEST 76TH STREET, EDEN PRAIRIE, MN (https://www.google.com/maps/place/10120%20WEST%2076TH%20STREET,EDEN%20PRAIRIE,MN)	Graph	3	\$90,573.81	\$76,600.00	\$69,500.00	\$117,520.00
ROCKWELL AUTOMATION, INC., 10120 WEST 76TH STREET, SUITE B, EDEN PRAIRIE, MN (https://www.google.com/maps/place/10120%20WEST%2076TH%20STREET,%20SUITE%20B,EDEN%20PRAIRIE,MN)	Graph	3	\$82,698.52	\$85,000.00	\$76,095.57	\$117,520.00
Totals	Graph	7	\$83,688.14	\$76,600.00	\$66,000.00	\$117,520.00

Latitude: 44.866223 Longitude: -93.485437

Employer Name/Worksite Address	Graph	Count	Mean Wage	Median Wage	Lowest Wage	Highest Wage
PIONEER CONSULTING SERVICES LLC, 7601 PENN AVE S, MINNEAPOLIS, MN (https://www.google.com/maps/place/7601%20PENN%20AVE%20S,MINNEAPOLIS,MN)	Graph	1	\$62,733.00	\$62,733.00	\$62,733.00	\$62,733.00
Totals	Graph	1	\$62,733.00	\$62,733.00	\$62,733.00	\$62,733.00

Latitude: 44.866674 Longitude: -93.329044

Employer Name/Worksite Address	Graph	Count	Mean Wage	Median Wage	Lowest Wage	Highest Wage
NRT LLC, 7550 FRANCE AVENUE S., EDINA, MN (https://www.google.com/maps/place/7550%20FRANCE%20AVENUE%20S.,EDINA,MN)	Graph	1	\$114,000.00	\$114,000.00	\$114,000.00	\$114,000.00
MINDTREE LIMITED, 7550 FRANCE AVE S, EDINA, MN (https://www.google.com/maps/place/7550%20FRANCE%20AVE%20S,EDINA,MN)	Graph	20	\$64,522.00	\$64,522.00	\$64,522.00	\$64,522.00
Totals	Graph	21	\$66,878.10	\$64,522.00	\$64,522.00	\$114,000.00

Latitude: 44.866806 Longitude: -93.442219

Employer Name/Employer Address	Graph	Count	Mean Wage	Median Wage	Lowest Wage	Highest Wage
ROGERS, FREELS & ASSOCIATES, INC., 12986 VALLEY VIEW ROAD, EDEN PRAIRIE, MN (https://www.google.com/maps/place/12986%20VALLEY%20VIEW%20ROAD,EDEN%20PRAIRIE,MN)	Graph	1	\$84,302.00	\$84,302.00	\$84,302.00	\$84,302.00
Totals	Graph	1	\$84,302.00	\$84,302.00	\$84,302.00	\$84,302.00

Employer Name/Worksite Address	Graph	Count	Mean Wage	Median Wage	Lowest Wage	Highest Wage
ROGERS, FREELS & ASSOCIATES, INC., 12986 VALLEY VIEW RD, EDEN PRAIRIE, MN (https://www.google.com/maps/place/12986%20VALLEY%20VIEW%20RD,EDEN%20PRAIRIE,MN)	Graph	1	\$84,302.00	\$84,302.00	\$84,302.00	\$84,302.00
Totals	Graph	1	\$84,302.00	\$84,302.00	\$84,302.00	\$84,302.00

Latitude: 44.867223 Longitude: -93.425236

Employer Name/Worksite Address	Graph	Count	Mean Wage	Median Wage	Lowest Wage	Highest Wage
ASTEC AMERICA, LLC, 7575 MARKET PLACE DRIVE, EDEN PRAIRIE, MN (https://www.google.com/maps/place/7575%20MARKET%20PLACE%20DRIVE,EDEN%20PRAIRIE,MN)	Graph	1	\$66,000.00	\$66,000.00	\$66,000.00	\$66,000.00
Totals	Graph	1	\$66,000.00	\$66,000.00	\$66,000.00	\$66,000.00

Latitude: 44.86785 Longitude: -93.053581

Employer Name/Employer Address	Graph	Count	Mean Wage	Median Wage	Lowest Wage	Highest Wage
GERTEN GREENHOUSES & GARDEN CENTER, INC., 5500 BLAINE AVENUE, INVER GROVE HEIGHTS, MN (https://www.google.com/maps/place/5500%20BLAINE%20AVENUE,INVER%20GROVE%20HEIGHTS,MN)	Graph	1	\$38,210.00	\$38,210.00	\$38,210.00	\$38,210.00
Totals	Graph	1	\$38,210.00	\$38,210.00	\$38,210.00	\$38,210.00

Employer Name/Worksite Address	Graph	Count	Mean Wage	Median Wage	Lowest Wage	Highest Wage
GERTEN GREENHOUSES & GARDEN CENTER, INC., 5500 BLAINE AVENUE, INVER GROVE HEIGHTS, MN (https://www.google.com/maps/place/5500%20BLAINE%20AVENUE,INVER%20GROVE%20HEIGHTS,MN)	Graph	1	\$38,210.00	\$38,210.00	\$38,210.00	\$38,210.00
Totals	Graph	1	\$38,210.00	\$38,210.00	\$38,210.00	\$38,210.00

Latitude: 44.868019 Longitude: -93.167112

Employer Name/Employer Address	Graph	Count	Mean Wage	Median Wage	Lowest Wage	Highest Wage
FAGRON, INC., 2400 PILOT KNOB ROAD, ST. PAUL, MN (https://www.google.com/maps/place/2400%20PILOT%20KNOB%20ROAD,ST.%20PAUL,MN)	Graph	2	\$91,206.00	\$91,206.00	\$91,206.00	\$91,206.00
Totals	Graph	2	\$91,206.00	\$91,206.00	\$91,206.00	\$91,206.00

Employer Name/Worksite Address	Graph	Count	Mean Wage	Median Wage	Lowest Wage	Highest Wage
FAGRON, INC., 2400 PILOT KNOB ROAD, ST. PAUL, MN (https://www.google.com/maps/place/2400%20PILOT%20KNOB%20ROAD,ST.%20PAUL,MN)	Graph	2	\$91,206.00	\$91,206.00	\$91,206.00	\$91,206.00
Totals	Graph	2	\$91,206.00	\$91,206.00	\$91,206.00	\$91,206.00

Latitude: 44.868162 Longitude: -93.064209

Employer Name/Worksite Address	Graph	Count	Mean Wage	Median Wage	Lowest Wage	Highest Wage
MARLABS, INC., 5500 CENEXT DR, INVER GROVE HEIGHTS, MN (https://www.google.com/maps/place/5500%20CENEXT%20DR,INVER%20GROVE%20HEIGHTS,MN)	Graph	1	\$68,600.00	\$68,600.00	\$68,600.00	\$68,600.00
Totals	Graph	1	\$68,600.00	\$68,600.00	\$68,600.00	\$68,600.00

Latitude: 44.868327 Longitude: -93.453988

Employer Name/Worksite Address	Graph	Count	Mean Wage	Median Wage	Lowest Wage	Highest Wage
WIPRO LIMITED, 8100, MITCHELL ROAD, EDEN PRAIRIE, MN (https://www.google.com/maps/place/8100,%20MITCHELL%20ROAD,EDEN%20PRAIRIE,MN)	Graph	1	\$64,522.00	\$64,522.00	\$64,522.00	\$64,522.00
Totals	Graph	1	\$64,522.00	\$64,522.00	\$64,522.00	\$64,522.00

Latitude: 44.868724 Longitude: -93.430427

Employer Name/Worksite Address	Graph	Count	Mean Wage	Median Wage	Lowest Wage	Highest Wage
TATA CONSULTANCY SERVICES LIMITED, 1184, VALLEY VIEW ROAD, EDEN PRAIRIE, MN (https://www.google.com/maps/place/1184,%20VALLEY%20VIEW%20ROAD,EDEN%20PRAIRIE,MN)	Graph	2	\$64,522.00	\$64,522.00	\$64,522.00	\$64,522.00
TATA CONSULTANCY SERVICES LIMITED, 11840, VALLEY VIEW ROAD, EDEN PRAIRIE, MN (https://www.google.com/maps/place/11840,%20VALLEY%20VIEW%20ROAD,EDEN%20PRAIRIE,MN)	Graph	6	\$65,440.67	\$64,522.00	\$64,522.00	\$70,034.00
Totals	Graph	8	\$65,211.00	\$64,522.00	\$64,522.00	\$70,034.00

Latitude: 44.868833 Longitude: -93.064216

Employer Name/Employer Address	Graph	Count	Mean Wage	Median Wage	Lowest Wage	Highest Wage
CHS INC., 5500 CENEX DRIVE, INVER GROVE HEIGHTS, MN (https://www.google.com/maps/place/5500%20CENEX%20DRIVE,INVER%20GROVE%20HEIGHTS,MN)	Graph	4	\$95,578.27	\$90,400.08	\$71,800.00	\$111,100.00
Totals	Graph	4	\$95,578.27	\$90,400.08	\$71,800.00	\$111,100.00

Employer Name/Worksite Address	Graph	Count	Mean Wage	Median Wage	Lowest Wage	Highest Wage
VECTRA INFOSYS INC., 5500 CENNEX DR., INVER GROVE HEIGHTS, MN (https://www.google.com/maps/place/5500%20CENNEX%20DR.,INVER%20GROVE%20HEIGHTS,MN)	Graph	1	\$79,000.00	\$79,000.00	\$79,000.00	\$79,000.00
ADVENT GLOBAL SOLUTIONS, INC., 5500 CENEX DR., INVER GROVE HEIGHTS, MN (https://www.google.com/maps/place/5500%20CENEX%20DR.,INVER%20GROVE%20HEIGHTS,MN)	Graph	2	\$74,500.00	\$65,000.00	\$65,000.00	\$84,000.00
WIPRO LIMITED, 5500 CENEX DR, INVER GROVE, MN (https://www.google.com/maps/place/5500%20CENEX%20DR,INVER%20GROVE,MN)	Graph	4	\$64,522.00	\$64,522.00	\$64,522.00	\$64,522.00

Employer Name/Worksite Address	Graph	Count	Mean Wage	Median Wage	Lowest Wage	Highest Wage
FUSION GLOBAL SOLUTIONS LLC, 5500 CENEX DRIVE, INVER GROVE HEIGHTS, MN (https://www.google.com/maps/place/5500%20CENEX%20DRIVE,INVER%20GROVE%20HEIGHTS,MN)	Graph	8	\$94,889.14	\$90,400.08	\$62,800.00	\$126,000.00
DELOITTE TAX LLP, 5500 CENEX DRIVE, INVER GROVER HEIGHTS, MN (https://www.google.com/maps/place/5500%20CENEX%20DRIVE,INVER%20GROVER%20HEIGHTS,MN)	Graph	15	\$62,300.00	\$62,300.00	\$62,300.00	\$62,300.00
CAPGEMINI AMERICA INC, 5500 CENEX DR, INVER GROVE HEIGHTS, MN (https://www.google.com/maps/place/5500%20CENEX%20DR,INVER%20GROVE%20HEIGHTS,MN)	Graph	44	\$73,214.68	\$70,100.00	\$64,522.00	\$108,000.00
Totals	Graph	74	\$72,988.47	\$64,522.00	\$62,300.00	\$126,000.00

Latitude: 44.869018 Longitude: -93.42735

Employer Name/Worksite Address	Graph	Count	Mean Wage	Median Wage	Lowest Wage	Highest Wage
FIRST TEK , INC., 11840 VALLEY VIEW ROAD,, EDEN PRAIRIE, MN (https://www.google.com/maps/place/11840%20VALLEY%20VIEW%20ROAD,,EDEN%20PRAIRIE,MN)	Graph	1	\$67,000.00	\$67,000.00	\$67,000.00	\$67,000.00
NTT DATA, INC., 11840 VALLEY VIEW DR, EDEN PRAIRIE, MN (https://www.google.com/maps/place/11840%20VALLEY%20VIEW%20DR,EDEN%20PRAIRIE,MN)	Graph	1	\$77,771.00	\$77,771.00	\$77,771.00	\$77,771.00
NTT DATA, INC., 11840 VALLEY VIEW ROAD, EDEN PRARIE, MN (https://www.google.com/maps/place/11840%20VALLEY%20VIEW%20ROAD,EDEN%20PRARIE,MN)	Graph	1	\$80,246.00	\$80,246.00	\$80,246.00	\$80,246.00
NTT DATA, INC., 11840 VALLEY VIEW DRIVE, EDEN PRAIRIE, MN (https://www.google.com/maps/place/11840%20VALLEY%20VIEW%20DRIVE,EDEN%20PRAIRIE,MN)	Graph	8	\$81,598.25	\$77,771.00	\$77,771.00	\$93,080.00
CEREBRAL TECHNOLOGIES, INC., 11840 VALLEY VIEW RD, EDEN PRAIRIE, MN (https://www.google.com/maps/place/11840%20VALLEY%20VIEW%20RD,EDEN%20PRAIRIE,MN)	Graph	35	\$69,944.09	\$64,522.00	\$60,100.00	\$100,000.00
DELOITTE CONSULTING LLP, 11840 VALLEY VIEW ROAD, EDEN PRAIRIE, MN (https://www.google.com/maps/place/11840%20VALLEY%20VIEW%20ROAD,EDEN%20PRAIRIE,MN)	Graph	47	\$84,729.83	\$77,771.00	\$60,700.00	\$115,000.00
Totals	Graph	93	\$78,582.24	\$77,771.00	\$60,100.00	\$115,000.00

Latitude: 44.869204 Longitude: -93.414186

Employer Name/Employer Address	Graph	Count	Mean Wage	Median Wage	Lowest Wage	Highest Wage
MILK SPECIALTIES GLOBAL, 7500 FLYING CLOUD DRIVE, EDEN PRAIRIE, MN (https://www.google.com/maps/place/7500%20FLYING%20CLOUD%20DRIVE,EDEN%20PRAIRIE,MN)	Graph	2	\$155,000.00	\$120,000.00	\$120,000.00	\$190,000.00
Totals	Graph	2	\$155,000.00	\$120,000.00	\$120,000.00	\$190,000.00

Employer Name/Worksite Address	Graph	Count	Mean Wage	Median Wage	Lowest Wage
MILK SPECIALTIES GLOBAL, 7500 FLYING CLOUD DRIVE, EDEN PRAIRIE, MN (https://www.google.com/maps/place/7500%20FLYING%20CLOUD%20DRIVE,EDEN%20PRAIRIE,MN)	Graph	1	\$120,000.00	\$120,000.00	\$120,000.00
MILK SPECIALTIES GLOBAL, 7500 FLYING CLOUD DRIVE, SUITE 500, EDEN PRAIRIE, MN (https://www.google.com/maps/place/7500%20FLYING%20CLOUD%20DRIVE,%20SUITE%20500,EDEN%20PRAIRIE,MN)	Graph	1	\$190,000.00	\$190,000.00	\$190,000.00
Totals	Graph	2	\$155,000.00	\$120,000.00	\$120,000.00

Latitude: 44.869227 Longitude: -93.399846

Employer Name/Worksite Address	Graph	Count	Mean Wage	Median Wage	Lowest Wage	Highest Wage
PHILLIPS AND TEMRO INDUSTRIES, INC., 9700 WEST 74TH STREET, EDEN PRAIRIE, MN (https://www.google.com/maps/place/9700%20WEST%2074TH%20STREET,EDEN%20PRAIRIE,MN)	Graph	1	\$61,000.00	\$61,000.00	\$61,000.00	\$61,000.00
Totals	Graph	1	\$61,000.00	\$61,000.00	\$61,000.00	\$61,000.00

Latitude: 44.869267 Longitude: -93.361595

Employer Name/Worksite Address	Graph	Count	Mean Wage	Median Wage	Lowest Wage	Highest Wage
--------------------------------	-------	-------	-----------	-------------	-------------	--------------

Employer Name/Worksite Address	Graph	Count	Mean Wage	Median Wage	Lowest Wage	Highest Wage
THE DOW CHEMICAL COMPANY, 5400 DEWEY HILL RD, EDINA, MN (https://www.google.com/maps/place/5400%20DEWEY%20HILL%20RD,EDINA,MN)	Graph	1	\$107,952.00	\$107,952.00	\$107,952.00	\$107,952.00
THE DOW CHEMICAL COMPANY, 5400 DEWEY HILL ROAD, EDINA, MN (https://www.google.com/maps/place/5400%20DEWEY%20HILL%20ROAD,EDINA,MN)	Graph	4	\$105,227.00	\$105,227.00	\$105,227.00	\$105,227.00
Totals	Graph	5	\$105,772.00	\$105,227.00	\$105,227.00	\$107,952.00

Latitude: 44.869626 Longitude: -93.331583

Employer Name/Worksite Address	Graph	Count	Mean Wage	Median Wage	Lowest Wage	Highest Wage
BEIGENE USA, INC., 7320 GALLAGHER DRIVE, EDINA, MN (https://www.google.com/maps/place/7320%20GALLAGHER%20DRIVE,EDINA,MN)	Graph	1	\$100,000.00	\$100,000.00	\$100,000.00	\$100,000.00
COMPUTER GLOBAL SOLUTIONS INC, 7350 GALLAGHER DR, EDINA, MN (https://www.google.com/maps/place/7350%20GALLAGHER%20DR,EDINA,MN)	Graph	1	\$75,000.00	\$75,000.00	\$75,000.00	\$75,000.00
FLOWSERVE U.S. INC., 7360 GALLAGHER DRIVE, EDINA, MN (https://www.google.com/maps/place/7360%20GALLAGHER%20DRIVE,EDINA,MN)	Graph	1	\$82,000.00	\$82,000.00	\$82,000.00	\$82,000.00
Totals	Graph	3	\$85,666.67	\$82,000.00	\$75,000.00	\$100,000.00

Latitude: 44.869632 Longitude: -93.331452

Employer Name/Worksite Address	Graph	Count	Mean Wage	Median Wage	Lowest Wage	Highest Wage
NETCRACKER TECHNOLOGY CORPORATION, 7333 GALLAGHER DRIVE, EDINA, MN (https://www.google.com/maps/place/7333%20GALLAGHER%20DRIVE,EDINA,MN)	Graph	1	\$130,000.00	\$130,000.00	\$130,000.00	\$130,000.00
Totals	Graph	1	\$130,000.00	\$130,000.00	\$130,000.00	\$130,000.00

Latitude: 44.870078 Longitude: -93.354786

Employer Name/Worksite Address	Graph	Count	Mean Wage	Median Wage	Lowest Wage	Highest Wage
FUJITSU AMERICA, INC., 7301 OHMS LANE, EDINA, MN (https://www.google.com/maps/place/7301%20OHMS%20LANE,EDINA,MN)	Graph	15	\$76,734.00	\$76,734.00	\$76,734.00	\$76,734.00
Totals	Graph	15	\$76,734.00	\$76,734.00	\$76,734.00	\$76,734.00

Latitude: 44.870595 Longitude: -93.405264

Employer Name/Employer Address	Graph	Count	Mean Wage	Median Wage	Lowest Wage	Highest Wage
EVS, INC., 10025 VALLEY VIEW RD., EDEN PRAIRIE, MN (https://www.google.com/maps/place/10025%20VALLEY%20VIEW%20RD.,EDEN%20PRAIRIE,MN)	Graph	4	\$82,375.00	\$63,000.00	\$59,000.00	\$107,500.00
Totals	Graph	4	\$82,375.00	\$63,000.00	\$59,000.00	\$107,500.00

Employer Name/Worksite Address	Graph	Count	Mean Wage	Median Wage	Lowest Wage	Highest Wage
EVS, INC., 10025 VALLEY VIEW RD., EDEN PRAIRIE, MN (https://www.google.com/maps/place/10025%20VALLEY%20VIEW%20RD.,EDEN%20PRAIRIE,MN)	Graph	4	\$82,375.00	\$63,000.00	\$59,000.00	\$107,500.00
Totals	Graph	4	\$82,375.00	\$63,000.00	\$59,000.00	\$107,500.00

Latitude: 44.871605 Longitude: -93.33472

Employer Name/Worksite Address	Graph	Count	Mean Wage	Median Wage	Lowest Wage	Highest Wage
--------------------------------	-------	-------	-----------	-------------	-------------	--------------

Employer Name/Worksite Address	Graph	Count	Mean Wage	Median Wage	Lowest Wage	Highest Wage
ACCENTURE LLP, 7313 GLOUCESTER DR EDINA, MINNEAPOLIS, MN (https://www.google.com/maps/place/7313%20GLOUCESTER%20DR%20EDINA,MINNEAPOLIS,MN)	Graph	1	\$210,000.00	\$210,000.00	\$210,000.00	\$210,000.00
Totals	Graph	1	\$210,000.00	\$210,000.00	\$210,000.00	\$210,000.00

Latitude: 44.872494 Longitude: -93.329095

Employer Name/Employer Address	Graph	Count	Mean Wage	Median Wage	Lowest Wage	Highest Wage
VIRTUAL MATRIX CORPORATION, 7200 FRANCE AVE, STE #324, EDINA, MN (https://www.google.com/maps/place/7200%20FRANCE%20AVE,%20STE%20#324,EDINA,MN)	Graph	21	\$69,190.48	\$65,000.00	\$60,000.00	\$80,000.00
Totals	Graph	21	\$69,190.48	\$65,000.00	\$60,000.00	\$80,000.00

Employer Name/Worksite Address	Graph	Count	Mean Wage	Median Wage	Lowest Wage	Highest Wage
VIRTUAL MATRIX CORPORATION, 7200 FRANCE AVE, STE.324, EDINA, MN (https://www.google.com/maps/place/7200%20FRANCE%20AVE,%20STE.324,EDINA,MN)	Graph	1	\$79,000.00	\$79,000.00	\$79,000.00	\$79,000.00
VIRTUAL MATRIX CORPORATION, 7200 FRANCE AVE, STE #324, EDINA, MN (https://www.google.com/maps/place/7200%20FRANCE%20AVE,%20STE%20#324,EDINA,MN)	Graph	11	\$63,272.73	\$63,000.00	\$60,000.00	\$65,000.00
Totals	Graph	12	\$64,583.33	\$63,000.00	\$60,000.00	\$79,000.00

Latitude: 44.872494 Longitude: -93.328963

Employer Name/Worksite Address	Graph	Count	Mean Wage	Median Wage	Lowest Wage	Highest Wage
VISH CONSULTING SERVICES, INC., 7201 FRANCE AVE S, MINNEAPOLIS, MN (https://www.google.com/maps/place/7201%20FRANCE%20AVE%20S,MINNEAPOLIS,MN)	Graph	1	\$83,200.00	\$83,200.00	\$83,200.00	\$83,200.00
Totals	Graph	1	\$83,200.00	\$83,200.00	\$83,200.00	\$83,200.00

Latitude: 44.872515 Longitude: -93.149111

Employer Name/Worksite Address	Graph	Count	Mean Wage	Median Wage	Lowest Wage	Highest Wage
PERMASTEELISA NORTH AMERICA CORP, 2060 CENTRE POINTE BLVD.10, MENDOTA HEIGHTS, MN (https://www.google.com/maps/place/2060%20CENTRE%20POINTE%20BLVD.10,MENDOTA%20HEIGHTS,MN)	Graph	1	\$60,500.00	\$60,500.00	\$60,500.00	\$60,500.00
TATA CONSULTANCY SERVICES LIMITED, 380 ST PETER ST, SAINT PAUL, MN (https://www.google.com/maps/place/380%20ST%20PETER%20ST,SAINT%20PAUL,MN)	Graph	1	\$60,700.00	\$60,700.00	\$60,700.00	\$60,700.00
CAPGEMINI AMERICA INC, 1110 CENTRE POINT CURVE, MENDOTA HEIGHTS, MN (https://www.google.com/maps/place/1110%20CENTRE%20POINT%20CURVE,MENDOTA%20HEIGHTS,MN)	Graph	4	\$102,596.00	\$80,808.00	\$80,808.00	\$124,380.00
Totals	Graph	6	\$88,597.33	\$80,808.00	\$60,500.00	\$124,380.00

Latitude: 44.872981 Longitude: -93.352992

Employer Name/Worksite Address	Graph	Count	Mean Wage	Median Wage	Lowest Wage	Highest Wage
DELOITTE CONSULTING LLP, 7201 METRO BOULEVARD, MINNEAPOLIS, MN (https://www.google.com/maps/place/7201%20METRO%20BOULEVARD,MINNEAPOLIS,MN)	Graph	30	\$67,500.00	\$65,000.00	\$65,000.00	\$70,000.00
Totals	Graph	30	\$67,500.00	\$65,000.00	\$65,000.00	\$70,000.00

Latitude: 44.873507 Longitude: -93.334687

Employer Name/Worksite Address	Graph	Count	Mean Wage	Median Wage	Lowest Wage	Highest Wage
--------------------------------	-------	-------	-----------	-------------	-------------	--------------

Employer Name/Worksite Address	Graph	Count	Mean Wage	Median Wage	Lowest Wage	Highest Wage
INSPIRAGE LLC, SEAGATE TECHNOLOGY, BLOOMINGTON, MN (https://www.google.com/maps/place/SEAGATE%20TECHNOLOGY,BLOOMINGTON,MN)	Graph	1	\$115,000.00	\$115,000.00	\$115,000.00	\$115,000.00
KLA-TENCOR CORPORATION, 1 DISC DRIVE, BLOOMINGTON, MN (https://www.google.com/maps/place/1%20DISC%20DRIVE,BLOOMINGTON,MN)	Graph	1	\$94,536.00	\$94,536.00	\$94,536.00	\$94,536.00
PVK CORPORATION, 8300 NORMAN CENTER DRIVE, BLOOMINGTON, MN (https://www.google.com/maps/place/8300%20NORMAN%20CENTER%20DRIVE,BLOOMINGTON,MN)	Graph	1	\$57,000.00	\$57,000.00	\$57,000.00	\$57,000.00
TECHGROUP AMERICA INC, 1 MERIDIAN XING, RICHFIELD, MN (https://www.google.com/maps/place/1%20MERIDIAN%20XING,RICHFIELD,MN)	Graph	1	\$100,000.00	\$100,000.00	\$100,000.00	\$100,000.00
UNITED HEALTHCARE SERVICES, INC., 9700 HEALTHCARE LANE, MINNETONKA, MN (https://www.google.com/maps/place/9700%20HEALTHCARE%20LANE,MINNETONKA,MN)	Graph	1	\$82,139.00	\$82,139.00	\$82,139.00	\$82,139.00
CEREBRA CONSULTING, INC., JOSTENS INC, MINNEAPOLIS, MN (https://www.google.com/maps/place/JOSTENS%20INC,MINNEAPOLIS,MN)	Graph	2	\$80,000.00	\$80,000.00	\$80,000.00	\$80,000.00
GLOBALPOINT, INC., 2 MERIDIAN CROSSING, RICHFIELD, MN (https://www.google.com/maps/place/2%20MERIDIAN%20CROSSING,RICHFIELD,MN)	Graph	2	\$70,000.00	\$60,000.00	\$60,000.00	\$80,000.00
Totals	Graph	9	\$83,186.11	\$80,000.00	\$57,000.00	\$115,000.00

Latitude: 44.873572 Longitude: -93.167402

Employer Name/Worksite Address	Graph	Count	Mean Wage	Median Wage	Lowest Wage	Highest Wage
RESTAURANT TECHNOLOGIES, INC., 2250 PILOT KNOB ROAD, MENDOTA HEIGHTS, MN (https://www.google.com/maps/place/2250%20PILOT%20KNOB%20ROAD,MENDOTA%20HEIGHTS,MN)	Graph	1	\$90,000.00	\$90,000.00	\$90,000.00	\$90,000.00
Totals	Graph	1	\$90,000.00	\$90,000.00	\$90,000.00	\$90,000.00

Latitude: 44.873632 Longitude: -93.353466

Employer Name/Worksite Address	Graph	Count	Mean Wage	Median Wage	Lowest Wage	Highest Wage
JAVEN TECHNOLOGIES, INC., 7151 METRO BOULEVARD, MINNEAPOLIS, MN (https://www.google.com/maps/place/7151%20METRO%20BOULEVARD,MINNEAPOLIS,MN)	Graph	2	\$69,500.00	\$67,000.00	\$67,000.00	\$72,000.00
Totals	Graph	2	\$69,500.00	\$67,000.00	\$67,000.00	\$72,000.00

Latitude: 44.873812 Longitude: -93.328756

Employer Name/Worksite Address	Graph	Count	Mean Wage	Median Wage	Lowest Wage	Highest Wage
ANALYSTS INTERNATIONAL CORPORATION, 7700, FRANCE AVE S., MINNEAPOLIS,, MN (https://www.google.com/maps/place/7700,%20FRANCE%20AVE%20S.,MINNEAPOLIS,,MN)	Graph	1	\$80,371.00	\$80,371.00	\$80,371.00	\$80,371.00
ANALYSTS INTERNATIONAL CORPORATION, 7700, FRANCE AVE S., EDINA, MN (https://www.google.com/maps/place/7700,%20FRANCE%20AVE%20S.,EDINA,MN)	Graph	3	\$64,318.00	\$66,477.00	\$60,000.00	\$66,477.00
Totals	Graph	4	\$68,331.25	\$66,477.00	\$60,000.00	\$80,371.00

Employer Name/Worksite Address	Graph	Count	Mean Wage	Median Wage	Lowest Wage	Highest Wage
ANALYSTS INTERNATIONAL CORPORATION, 7700, FRANCE AVE S., MINNEAPOLIS,, MN (https://www.google.com/maps/place/7700,%20FRANCE%20AVE%20S.,MINNEAPOLIS,,MN)	Graph	1	\$105,000.00	\$105,000.00	\$105,000.00	\$105,000.00
Totals	Graph	1	\$105,000.00	\$105,000.00	\$105,000.00	\$105,000.00

Latitude: 44.873895 Longitude: -93.412906

Employer Name/Worksite Address	Graph	Count	Mean Wage	Median Wage	Lowest Wage	Highest Wage
BLUESTEM BRANDS INC., 7075 FLYING CLOUD DRIVE, EDEN PRAIRIE, MN (https://www.google.com/maps/place/7075%20FLYING%20CLOUD%20DRIVE,EDEN%20PRAIRIE,MN)	Graph	1	\$65,707.00	\$65,707.00	\$65,707.00	\$65,707.00

Employer Name/Employer Address	Graph	Count	Mean Wage	Median Wage	Lowest Wage	Highest Wage
BLUESTEM BRANDS, INC., 7075 FLYING CLOUD DRIVE, EDEN PRAIRIE, MN (https://www.google.com/maps/place/7075%20FLYING%20CLOUD%20DRIVE,EDEN%20PRAIRIE,MN)	Graph	17	\$78,046.18	\$65,707.00	\$52,200.00	\$123,200.00
Totals	Graph	18	\$77,360.67	\$65,707.00	\$52,200.00	\$123,200.00

Employer Name/Worksite Address	Graph	Count	Mean Wage	Median Wage	Lowest Wage	Highest Wage
YZENX INC, 7075 FLYING CLOUD DR, EDEN PRAIRIE, MN (https://www.google.com/maps/place/7075%20FLYING%20CLOUD%20DR,EDEN%20PRAIRIE,MN)	Graph	2	\$78,780.00	\$78,603.00	\$78,603.00	\$78,957.00
KENSINGTON INFORMATION GROUP, INC., 7075 FLYING CLOUD DRIVE, EDEN PRAIRIE, MN (https://www.google.com/maps/place/7075%20FLYING%20CLOUD%20DRIVE,EDEN%20PRAIRIE,MN)	Graph	20	\$77,124.60	\$65,707.00	\$52,200.00	\$123,200.00
Totals	Graph	22	\$77,275.09	\$65,707.00	\$52,200.00	\$123,200.00

Latitude: 44.874286 Longitude: -93.321086

Employer Name/Employer Address	Graph	Count	Mean Wage	Median Wage	Lowest Wage	Highest Wage
GRENDahl MECHANICAL LLC, 7101 YORK AVENUE S., EDINA, MN (https://www.google.com/maps/place/7101%20YORK%20AVENUE%20S.,EDINA,MN)	Graph	1	\$50,000.00	\$50,000.00	\$50,000.00	\$50,000.00
Totals	Graph	1	\$50,000.00	\$50,000.00	\$50,000.00	\$50,000.00

Employer Name/Worksite Address	Graph	Count	Mean Wage	Median Wage	Lowest Wage	Highest Wage
GRENDahl MECHANICAL LLC, 7101 YORK AVENUE S., EDINA, MN (https://www.google.com/maps/place/7101%20YORK%20AVENUE%20S.,EDINA,MN)	Graph	1	\$50,000.00	\$50,000.00	\$50,000.00	\$50,000.00
KLA-TENCOR CORPORATION, 7101 YORK AVENUE SOUTH, EDINA, MN (https://www.google.com/maps/place/7101%20YORK%20AVENUE%20SOUTH,EDINA,MN)	Graph	1	\$97,301.18	\$97,301.18	\$97,301.18	\$97,301.18
KLA-TENCOR CORPORATION, 7101 YORK AVENUE SOUTH, SUITE 158, EDINA, MN (https://www.google.com/maps/place/7101%20YORK%20AVENUE%20SOUTH,%20SUITE%20158,EDINA,MN)	Graph	1	\$114,774.00	\$114,774.00	\$114,774.00	\$114,774.00
Totals	Graph	3	\$87,358.39	\$97,301.18	\$50,000.00	\$114,774.00

Latitude: 44.874294 Longitude: -93.067808

Employer Name/Worksite Address	Graph	Count	Mean Wage	Median Wage	Lowest Wage	Highest Wage
SERVICE ORIENTED SOLUTIONS, LLC, 1890 52ND STREET EAST, INVER GROVE HEIGHTS, MN (https://www.google.com/maps/place/1890%2052ND%20STREET%20EAST,INVER%20GROVE%20HEIGHTS,MN)	Graph	1	\$62,733.00	\$62,733.00	\$62,733.00	\$62,733.00
Totals	Graph	1	\$62,733.00	\$62,733.00	\$62,733.00	\$62,733.00

Latitude: 44.875125 Longitude: -93.375659

Employer Name/Worksite Address	Graph	Count	Mean Wage	Median Wage	Lowest Wage	Highest Wage
INDEPENDENT SCHOOL DISTRICT 273, VALLEY VIEW MIDDLE SCHOOL, EDINA, MN (https://www.google.com/maps/place/VALLEY%20VIEW%20MIDDLE%20SCHOOL,EDINA,MN)	Graph	1	\$63,336.00	\$63,336.00	\$63,336.00	\$63,336.00
YASH TECHNOLOGIES, INC., 12700 WHITEWATER DRIVE, MINNETONKA, MN (https://www.google.com/maps/place/12700%20WHITEWATER%20DRIVE,MINNETONKA,MN)	Graph	1	\$78,957.00	\$78,957.00	\$78,957.00	\$78,957.00
Totals	Graph	2	\$71,146.50	\$63,336.00	\$63,336.00	\$78,957.00

Latitude: 44.876245 Longitude: -93.282105

Employer Name/Worksite Address	Graph	Count	Mean Wage	Median Wage	Lowest Wage	Highest Wage

Employer Name/Worksite Address	Graph	Count	Mean Wage	Median Wage
ELIZABETH PALMITER RECRUITING, INC., MERIDIAN CROSSING 2, RICHFIELD, MN (https://www.google.com/maps/place/MERIDIAN%20CROSSING%202,RICHFIELD,MN)	Graph	1	\$93,621.00	\$93,621.00
GTSS, INC, 7601 PENN AVENUE S, RICHFIELD, MN (https://www.google.com/maps/place/7601%20PENN%20AVENUE%20S,RICHFIELD,MN)	Graph	1	\$78,000.00	\$78,000.00
HALLMARK GLOBAL TECHNOLOGIES INC, WORKSPACE 494, 3RD FLOOR BLDG D, RICHFIELD, MN (https://www.google.com/maps/place/WORKSPACE%20494,%203RD%20FLOOR%20BLDG%20D,RICHFIELD,MN)	Graph	1	\$70,000.00	\$70,000.00
ISYNC SOLUTIONS INC, 7601 PENN AVE. S RICHFIELD,, MINNEAPOLIS, MN (https://www.google.com/maps/place/7601%20PENN%20AVE.%20S%20RICHFIELD,,MINNEAPOLIS,MN)	Graph	1	\$65,000.00	\$65,000.00
LENMAR CONSULTING, INC., MERIDIAN CROSSINGS #160, RICHFIELD, MN (https://www.google.com/maps/place/MERIDIAN%20CROSSINGS%20#160,RICHFIELD,MN)	Graph	1	\$68,557.00	\$68,557.00
NORTH POINT IT CORP, MERIDIAN CROSSING BUILD 1 - 1 MERIDIAN XING, RICHFIELD, MN (https://www.google.com/maps/place/MERIDIAN%20CROSSING%20BUILD%201-%20-%201%20MERIDIAN%20XING,RICHFIELD,MN)	Graph	1	\$80,000.00	\$80,000.00
SWANKTEK INC, BESTBUY, RICHFIELD, MN (https://www.google.com/maps/place/BESTBUY,RICHFIELD,MN)	Graph	1	\$65,000.00	\$65,000.00
TECHDIGITAL CORPORATION, 7601 PENN AVENE SOUTH, MINNEAPOLIS, MN (https://www.google.com/maps/place/7601%20PENN%20AVENE%20SOUTH,MINNEAPOLIS,MN)	Graph	1	\$65,000.00	\$65,000.00
TECHNOLOGY CONSULTANTS INC, 7601 PENNSYLVANIA AVENUE SOUTH, RICHFIELD, MN (https://www.google.com/maps/place/7601%20PENNSYLVANIA%20AVENUE%20SOUTH,RICHFIELD,MN)	Graph	1	\$96,000.00	\$96,000.00
TITAN DATA GROUP INC, 7601 PENN AVENUE SOUTH, RICHFIELD, MN 55423., RICHFIELD, MN (https://www.google.com/maps/place/7601%20PENN%20AVENUE%20SOUTH,%20RICHFIELD,%20MN%2055423.,RICHFIELD,MN)	Graph	1	\$100,000.00	\$100,000.00
VISIONET SYSTEMS, INC., US BANK NATIONAL ASSOCIATION, RICHFIELD, MN (https://www.google.com/maps/place/US%20BANK%20NATIONAL%20ASSOCIATION,RICHFIELD,MN)	Graph	1	\$65,000.00	\$65,000.00
WIPRO LIMITED, 1, MERIDIAN CROSSING, RICHFIELD, MN (https://www.google.com/maps/place/1,%20MERIDIAN%20CROSSING,RICHFIELD,MN)	Graph	1	\$77,771.00	\$77,771.00
WIPRO LIMITED, 7601, 78TH STREET SOUTH,PENN AVE, RICHFIELD, MN (https://www.google.com/maps/place/7601,%2078TH%20STREET%20SOUTH,PENN%20AVE,RICHFIELD,MN)	Graph	1	\$73,320.00	\$73,320.00
WIZARDTECHSOLUTIONS INC, MN-MERIDIAN CROSSING BUILD2-2MERIDAIN XING, RICHFIELD, MN (https://www.google.com/maps/place/MN-MERIDIAN%20CROSSING%20BUILD2-2MERIDAIN%20XING,RICHFIELD,MN)	Graph	1	\$78,000.00	\$78,000.00
XPERT TECHNOLOGIES INC, US BANK, 1 MERIDIAN CROSSING, RICHFIELD, MN (https://www.google.com/maps/place/US%20BANK,%201%20MERIDIAN%20CROSSING,RICHFIELD,MN)	Graph	1	\$62,800.00	\$62,800.00
TATA CONSULTANCY SERVICES LIMITED, 122 5TH AVE NEW YORK CITY,, RICHFIELD, MN (https://www.google.com/maps/place/122%205TH%20AVE%20NEW%20YORK%20CITY,,RICHFIELD,MN)	Graph	2	\$60,100.00	\$60,100.00
TEK SERVICES, LLC, BESTBUY, MINNEAPOLIS, MN (https://www.google.com/maps/place/BESTBUY,MINNEAPOLIS,MN)	Graph	2	\$58,980.00	\$58,980.00
VISIONET SYSTEMS, INC., U.S. BANCORP TRUST TECHNOLOGY AND SUPPORT SERVICES, RICHFIELD, MN (https://www.google.com/maps/place/U.S.%20BANCORP%20TRUST%20TECHNOLOGY%20AND%20SUPPORT%20SERVICES,RICHFIELD,MN)	Graph	2	\$63,000.00	\$63,000.00
WIPRO LIMITED, 1, MERRIDIAN CROSSING, RICHFIELD, MN (https://www.google.com/maps/place/1,%20MERRIDIAN%20CROSSING,RICHFIELD,MN)	Graph	2	\$77,345.00	\$77,345.00
WIPRO LLC, 1,MERIDIAN CROSSINGS, RICHFIELD, MN (https://www.google.com/maps/place/1,MERIDIAN%20CROSSINGS,RICHFIELD,MN)	Graph	2	\$64,522.00	\$64,522.00
SIVEES, INC, US BANK, RICHFIELD, MN (https://www.google.com/maps/place/US%20BANK,RICHFIELD,MN)	Graph	8	\$83,600.00	\$83,600.00
WIPRO LIMITED, 2, MERIDIAN CROSSING, MINNEAPOLIS, MN (https://www.google.com/maps/place/2,%20MERIDIAN%20CROSSING,MINNEAPOLIS,MN)	Graph	10	\$71,448.10	\$71,448.10
Totals	Graph	43	\$73,703.35	\$73,703.35

Latitude: 44.876481 Longitude: -93.398896

Employer Name/Employer Address	Graph	Count	Mean Wage	Median Wage	Lowest Wage	Highest Wage
TRISTAR POWER SYSTEMS, LLC, 6975 WASHINGTON AVENUE SOUTH, EDINA, MN (https://www.google.com/maps/place/6975%20WASHINGTON%20AVENUE%20SOUTH,EDINA,MN)	Graph	8	\$45,625.00	\$43,000.00	\$43,000.00	\$50,000.00
Totals	Graph	8	\$45,625.00	\$43,000.00	\$43,000.00	\$50,000.00

Employer Name/Worksite Address	Graph	Count	Mean Wage	Median Wage	Lowest Wage	Highest Wage
TRISTAR POWER SYSTEMS, LLC, 6975 WASHINGTON AVENUE SOUTH, EDINA, MN (https://www.google.com/maps/place/6975%20WASHINGTON%20AVENUE%20SOUTH,EDINA,MN)	Graph	8	\$45,625.00	\$43,000.00	\$43,000.00	\$50,000.00

Employer Name/Worksite Address	Graph	Count	Mean Wage	Median Wage	Lowest Wage	Highest Wage
Totals	Graph	8	\$45,625.00	\$43,000.00	\$43,000.00	\$50,000.00

Latitude: 44.876521 Longitude: -93.3989

Employer Name/Worksite Address	Graph	Count	Mean Wage	Median Wage	Lowest Wage	Highest Wage
ZEVA TECHNOLOGY, LLC, 6811 WASHINGTON AVENUE S, EDINA, MN (https://www.google.com/maps/place/6811%20WASHINGTON%20AVENUE%20S,EDINA,MN)	Graph	1	\$74,880.00	\$74,880.00	\$74,880.00	\$74,880.00
Totals	Graph	1	\$74,880.00	\$74,880.00	\$74,880.00	\$74,880.00

Latitude: 44.876624 Longitude: -93.308286

Employer Name/Worksite Address	Graph	Count	Mean Wage	Median Wage	Lowest Wage	Highest Wage
WIPRO LIMITED, 7601, PENN AVE S, MINNEAPOLIS, MN (https://www.google.com/maps/place/7601,%20PENN%20AVE%20S,MINNEAPOLIS,MN)	Graph	1	\$64,522.00	\$64,522.00	\$64,522.00	\$64,522.00
WIPRO LIMITED, 7601, PENN AVE S., RICHFIELD, MN (https://www.google.com/maps/place/7601,%20PENN%20AVE%20S,,RICHFIELD,MN)	Graph	1	\$73,320.00	\$73,320.00	\$73,320.00	\$73,320.00
WIPRO LIMITED, 7601, PENN AVENUE S., RICHFIELD, MN (https://www.google.com/maps/place/7601,%20PENN%20AVENUE%20S,,RICHFIELD,MN)	Graph	2	\$68,921.00	\$64,522.00	\$64,522.00	\$73,320.00
WIPRO LIMITED, 7601, PENN AVENUE SOUTH, RICHFIELD, MN (https://www.google.com/maps/place/7601,%20PENN%20AVENUE%20SOUTH,RICHFIELD,MN)	Graph	4	\$67,314.00	\$65,707.00	\$64,522.00	\$73,320.00
WIPRO LIMITED, 7601, PENN AVE S, RICHFIELD, MN (https://www.google.com/maps/place/7601,%20PENN%20AVE%20S,RICHFIELD,MN)	Graph	9	\$68,413.78	\$64,522.00	\$64,522.00	\$78,707.00
WIPRO LIMITED, 7601, PENN AVENUE S, RICHFIELD, MN (https://www.google.com/maps/place/7601,%20PENN%20AVENUE%20S,RICHFIELD,MN)	Graph	66	\$70,026.83	\$64,522.00	\$64,522.00	\$85,571.00
Totals	Graph	83	\$69,667.89	\$65,707.00	\$64,522.00	\$85,571.00

Latitude: 44.87956 Longitude: -93.43652

Employer Name/Employer Address	Graph	Count	Mean Wage	Median Wage	Lowest Wage	Highest Wage
THE INTERNATIONAL SCHOOL OF MINNESOTA, LLC, 6385 BEACH ROAD, EDEN PRAIRIE, MN (https://www.google.com/maps/place/6385%20BEACH%20ROAD,EDEN%20PRAIRIE,MN)	Graph	1	\$115,000.00	\$115,000.00	\$115,000.00	\$115,000.00
Totals	Graph	1	\$115,000.00	\$115,000.00	\$115,000.00	\$115,000.00

Employer Name/Worksite Address	Graph	Count	Mean Wage	Median Wage	Lowest Wage	Highest Wage
THE INTERNATIONAL SCHOOL OF MINNESOTA, LLC, 6385 BEACH ROAD, EDEN PRAIRIE, MN (https://www.google.com/maps/place/6385%20BEACH%20ROAD,EDEN%20PRAIRIE,MN)	Graph	1	\$115,000.00	\$115,000.00	\$115,000.00	\$115,000.00
Totals	Graph	1	\$115,000.00	\$115,000.00	\$115,000.00	\$115,000.00

Latitude: 44.880347 Longitude: -93.406843

Employer Name/Worksite Address	Graph	Count	Mean Wage	Median Wage	Lowest Wage	Highest Wage
DELASOFT, INC., 6807 SHADY OAK ROAD, EDEN PRAIRIE, MN (https://www.google.com/maps/place/6807%20SHADY%20OAK%20ROAD,EDEN%20PRAIRIE,MN)	Graph	1	\$64,522.00	\$64,522.00	\$64,522.00	\$64,522.00
Totals	Graph	1	\$64,522.00	\$64,522.00	\$64,522.00	\$64,522.00

Latitude: 44.880762 Longitude: -93.399584

Employer Name/Worksite Address	Graph	Count	Mean Wage	Median Wage	Lowest Wage	Highest Wage
KYYBA INC., 9505 HAMILTON RD, EDEN PRAIRIE, MN (https://www.google.com/maps/place/9505%20HAMILTON%20RD,EDEN%20PRAIRIE,MN)	Graph	2	\$87,220.00	\$85,000.00	\$85,000.00	\$89,440.00
STARKEY LABORATORIES, INC., 9505 HAMILTON ROAD, EDEN PRAIRIE, MN (https://www.google.com/maps/place/9505%20HAMILTON%20ROAD,EDEN%20PRAIRIE,MN)	Graph	3	\$93,932.33	\$87,840.00	\$78,957.00	\$115,000.00
Totals	Graph	5	\$91,247.40	\$87,840.00	\$78,957.00	\$115,000.00

Latitude: 44.880866 Longitude: -93.149757

Employer Name/Worksite Address	Graph	Count	Mean Wage	Median Wage	Lowest Wage	Highest Wage
QUANTUM CORPORATION, 1155 CENTRE POINTE DR., MENDOTA HEIGHTS, MN (https://www.google.com/maps/place/1155%20CENTRE%20POINTE%20DR.,MENDOTA%20HEIGHTS,MN)	Graph	1	\$75,691.00	\$75,691.00	\$75,691.00	\$75,691.00
Totals	Graph	1	\$75,691.00	\$75,691.00	\$75,691.00	\$75,691.00

Latitude: 44.880917 Longitude: -93.409028

Employer Name/Worksite Address	Graph	Count	Mean Wage	Median Wage	Lowest Wage	Highest Wage
TATA CONSULTANCY SERVICES LIMITED, 6740 SHADY OAK ROAD, EDEN PRAIRIE, MN (https://www.google.com/maps/place/6740%20SHADY%20OAK%20ROAD,EDEN%20PRAIRIE,MN)	Graph	2	\$62,611.00	\$60,700.00	\$60,700.00	\$64,522.00
Totals	Graph	2	\$62,611.00	\$60,700.00	\$60,700.00	\$64,522.00

Latitude: 44.881796 Longitude: -93.152117

Employer Name/Worksite Address	Graph	Count	Mean Wage	Median Wage	Lowest Wage
PERMASTEELISA NORTH AMERICA CORP, 2060 CENTRE POINTE BLVD. STE 10, MENDOTA HEIGHTS, MN (https://www.google.com/maps/place/2060%20CENTRE%20POINTE%20BLVD.%20STE%2010,MENDOTA%20HEIGHTS,MN)	Graph	1	\$59,842.00	\$59,842.00	\$59,842.00
PERMASTEELISA NORTH AMERICA CORP, 2060 CENTRE POINTE BLVD. SUITE 10, MENDOTA HEIGHTS, MN (https://www.google.com/maps/place/2060%20CENTRE%20POINTE%20BLVD.%20SUITE%2010,MENDOTA%20HEIGHTS,MN)	Graph	2	\$65,000.00	\$60,000.00	\$60,000.00
Totals	Graph	3	\$63,280.67	\$60,000.00	\$59,842.00

Latitude: 44.881953 Longitude: -93.302349

Employer Name/Worksite Address	Graph	Count	Mean Wage	Median Wage	Lowest Wage	Highest Wage
ICONSOFT INC., 6711 KNOX AVE. S, RICHFIELD, MN (https://www.google.com/maps/place/6711%20KNOX%20AVE.%20S,RICHFIELD,MN)	Graph	1	\$108,000.00	\$108,000.00	\$108,000.00	\$108,000.00
Totals	Graph	1	\$108,000.00	\$108,000.00	\$108,000.00	\$108,000.00

Latitude: 44.88221 Longitude: -93.399696

Employer Name/Worksite Address	Graph	Count	Mean Wage	Median Wage	Lowest Wage	Highest Wage
STARKEY LABORATORIES, INC., 6700 WASHINGTON AVE S., EDEN PRAIRIE, MN (https://www.google.com/maps/place/6700%20WASHINGTON%20AVE%20S.,EDEN%20PRAIRIE,MN)	Graph	19	\$79,658.16	\$73,000.00	\$65,000.00	\$115,000.00
Totals	Graph	19	\$79,658.16	\$73,000.00	\$65,000.00	\$115,000.00

Employer Name/Worksite Address	Graph	Count	Mean Wage	Median Wage	Lowest Wage	Highest Wage
CRITICALRIVER INC., 6700 WASHINGTON AVENUE S, EDEN PRAIRIE, MN (https://www.google.com/maps/place/6700%20WASHINGTON%20AVENUE%20S,EDEN%20PRAIRIE,MN)	Graph	1	\$78,957.00	\$78,957.00	\$78,957.00	\$78,957.00

Employer Name/Worksite Address	Graph	Count	Mean Wage	Median Wage	Lowest Wage	Highest Wage
RJT COMPUQUEST, INC., 6700 WASHINGTON AVE. S, EDEN PRAIRIE, MN (https://www.google.com/maps/place/6700%20WASHINGTON%20AVE.%20S,EDEN%20PRAIRIE,MN)	Graph	1	\$79,000.00	\$79,000.00	\$79,000.00	\$79,000.00
Totals	Graph	2	\$78,978.50	\$78,957.00	\$78,957.00	\$79,000.00

Latitude: 44.882722 Longitude: -93.147644

Employer Name/Worksite Address	Graph	Count	Mean Wage	Median Wage	Lowest Wage	High Wa
CAPGEMINI AMERICA, INC. (LEGACY CAPGEMINI FINANCIAL SERVICES, INC.), 1110 CENTRE POINT CURVE, MENDOTA HEIGHTS, MN (https://www.google.com/maps/place/1110%20CENTRE%20POINT%20CURVE,MENDOTA%20HEIGHTS,MN)	Graph	1	\$138,500.00	\$138,500.00	\$138,500.00	\$138,50
CAPGEMINI AMERICA INC, 1110 CENTRE POINTE CURV, MENDOTA HEIGHTS, MN (https://www.google.com/maps/place/1110%20CENTRE%20POINTE%20CURV,MENDOTA%20HEIGHTS,MN)	Graph	2	\$80,808.00	\$80,808.00	\$80,808.00	\$80,80
CAPGEMINI AMERICA INC, 1110 CENTRE POINTE CURVE, MENDOTA HEIGHTS, MN (https://www.google.com/maps/place/1110%20CENTRE%20POINTE%20CURVE,MENDOTA%20HEIGHTS,MN)	Graph	2	\$77,771.00	\$77,771.00	\$77,771.00	\$77,77
Totals	Graph	5	\$91,131.60	\$80,808.00	\$77,771.00	\$138,50

Latitude: 44.882744 Longitude: -93.152253

Employer Name/Worksite Address	Graph	Count	Mean Wage	Median Wage	Lowest Wage	Highest Wage
CAPGEMINI AMERICA INC, 1175 CENTRE POINTE BLVD, MENDOTA HEIGHTS, MN (https://www.google.com/maps/place/1175%20CENTRE%20POINTE%20BLVD,MENDOTA%20HEIGHTS,MN)	Graph	5	\$94,676.80	\$80,808.00	\$63,000.00	\$124,384.00
Totals	Graph	5	\$94,676.80	\$80,808.00	\$63,000.00	\$124,384.00

Latitude: 44.883045 Longitude: -94.068736

Employer Name/Worksite Address	Graph	Count	Mean Wage	Median Wage	Lowest Wage	Highest Wage
DIZER CORP, 13625 TECHNOLOGY DRIVE, EDEN PRAIRIE, MN (https://www.google.com/maps/place/13625%20TECHNOLOGY%20DRIVE,EDEN%20PRAIRIE,MN)	Graph	4	\$65,467.50	\$62,400.00	\$62,400.00	\$73,320.00
Totals	Graph	4	\$65,467.50	\$62,400.00	\$62,400.00	\$73,320.00

Latitude: 44.883192 Longitude: -93.399772

Employer Name/Worksite Address	Graph	Count	Mean Wage	Median Wage	Lowest Wage	Highest Wage
STARKEY LABORATORIES, INC., 6600 WASHINGTON AVE S, EDEN PRAIRIE, MN (https://www.google.com/maps/place/6600%20WASHINGTON%20AVE%20S,EDEN%20PRAIRIE,MN)	Graph	7	\$75,875.71	\$72,000.00	\$67,600.00	\$100,000.00
Totals	Graph	7	\$75,875.71	\$72,000.00	\$67,600.00	\$100,000.00

Latitude: 44.883352 Longitude: -93.42118

Employer Name/Employer Address	Graph	Count	Mean Wage	Median Wage	Lowest Wage	Highest Wage
MARGARET A CARGILL PHILANTHROPIC SERVICES LLC, 6889 ROWLAND ROAD, EDEN PRAIRIE, MN (https://www.google.com/maps/place/6889%20ROWLAND%20ROAD,EDEN%20PRAIRIE,MN)	Graph	1	\$149,700.00	\$149,700.00	\$149,700.00	\$149,700.00
Totals	Graph	1	\$149,700.00	\$149,700.00	\$149,700.00	\$149,700.00

Employer Name/Worksite Address	Graph	Count	Mean Wage	Median Wage	Lowest Wage	Highest Wage
--------------------------------	-------	-------	-----------	-------------	-------------	--------------

Employer Name/Worksite Address	Graph	Count	Mean Wage	Median Wage	Lowest Wage	Highest Wage
MARGARET A CARGILL PHILANTHROPIC SERVICES LLC, 6889 ROWLAND RD, EDEN PRAIRIE, MN (https://www.google.com/maps/place/6889%20ROWLAND%20RD,EDEN%20PRAIRIE,MN)	Graph	1	\$149,700.00	\$149,700.00	\$149,700.00	\$149,700.00
Totals	Graph	1	\$149,700.00	\$149,700.00	\$149,700.00	\$149,700.00

Latitude: 44.883429 Longitude: -93.254014

Employer Name/Employer Address	Graph	Count	Mean Wage	Median Wage	Lowest Wage	Highest Wage
ARRIVE MINISTRIES, 1515 EAST 66TH STREET, RICHFIELD, MN (https://www.google.com/maps/place/1515%20EAST%2066TH%20STREET,RICHFIELD,MN)	Graph	1	\$32,240.00	\$32,240.00	\$32,240.00	\$32,240.00
Totals	Graph	1	\$32,240.00	\$32,240.00	\$32,240.00	\$32,240.00

Employer Name/Worksite Address	Graph	Count	Mean Wage	Median Wage	Lowest Wage	Highest Wage
ARRIVE MINISTRIES, 1515 EAST 66TH STREET, RICHFIELD, MN (https://www.google.com/maps/place/1515%20EAST%2066TH%20STREET,RICHFIELD,MN)	Graph	1	\$32,240.00	\$32,240.00	\$32,240.00	\$32,240.00
Totals	Graph	1	\$32,240.00	\$32,240.00	\$32,240.00	\$32,240.00

Latitude: 44.886097 Longitude: -93.418376

Employer Name/Employer Address	Graph	Count	Mean Wage	Median Wage	Lowest Wage	Highest Wage
OPTUM SERVICES, INC., 11000 OPTUM CIRCLE, EDEN PRAIRIE, MN (https://www.google.com/maps/place/11000%20OPTUM%20CIRCLE,EDEN%20PRAIRIE,MN)	Graph	120	\$95,775.50	\$93,080.00	\$64,522.00	\$165,006.00
Totals	Graph	120	\$95,775.50	\$93,080.00	\$64,522.00	\$165,006.00

Employer Name/Worksite Address	Graph	Count	Mean Wage	Median Wage	Lowest Wage	Highest Wage
ACE TECHNOLOGIES, INC., 11030 OPTUM CIR, EDEN PRAIRIE, MN (https://www.google.com/maps/place/11030%20OPTUM%20CIR,EDEN%20PRAIRIE,MN)	Graph	1	\$60,000.00	\$60,000.00	\$60,000.00	\$60,000.00
MAXISIT, INC, 11020 OPTUM CIRCLE, EDEN PRAIRE, MN (https://www.google.com/maps/place/11020%20OPTUM%20CIRCLE,EDEN%20PRAIRE,MN)	Graph	1	\$104,000.00	\$104,000.00	\$104,000.00	\$104,000.00
OPTUM SERVICES, INC., 11000 OPTUM CIRCLE, EDEN PRARIE, MN (https://www.google.com/maps/place/11000%20OPTUM%20CIRCLE,EDEN%20PRARIE,MN)	Graph	1	\$94,765.00	\$94,765.00	\$94,765.00	\$94,765.00
DATASERV INC, 11030 OPTUM CIRCLE, EDEN PRAIRIE, MN (https://www.google.com/maps/place/11030%20OPTUM%20CIRCLE,EDEN%20PRAIRIE,MN)	Graph	2	\$79,478.50	\$78,957.00	\$78,957.00	\$80,000.00
FARGO SOLUTIONS INC., 11010 OPTUM CIRCLE, EDEN PRAIRIE, MN (https://www.google.com/maps/place/11010%20OPTUM%20CIRCLE,EDEN%20PRAIRIE,MN)	Graph	2	\$65,000.00	\$65,000.00	\$65,000.00	\$65,000.00
SYSTEM SOFT TECHNOLOGIES LLC, 11020 OPTUM CIRCLE, EDEN PRAIRIE, MN (https://www.google.com/maps/place/11020%20OPTUM%20CIRCLE,EDEN%20PRAIRIE,MN)	Graph	6	\$73,185.67	\$68,557.00	\$65,000.00	\$80,000.00
M2M TECHNOLOGIES INC., 11000 OPTUM CIR, EDEN PRAIRIE, MN (https://www.google.com/maps/place/11000%20OPTUM%20CIR,EDEN%20PRAIRIE,MN)	Graph	15	\$76,239.32	\$65,000.00	\$60,000.00	\$93,620.80
IT AMERICA INC, 11000 OPTUM CIRCLE, EDEN PRAIRIE, MN (https://www.google.com/maps/place/11000%20OPTUM%20CIRCLE,EDEN%20PRAIRIE,MN)	Graph	53	\$77,539.55	\$70,000.00	\$60,000.00	\$165,006.00
Totals	Graph	81	\$77,037.31	\$70,000.00	\$60,000.00	\$165,006.00

Latitude: 44.886324 Longitude: -93.413149

Employer Name/Employer Address	Graph	Count	Mean Wage	Median Wage	Lowest Wage	Highest Wage
G.D. VAN WAGENEN FINANCIAL SERVICES, INC., 6483 CITY WEST PARKWAY, EDEN PRAIRIE, MN (https://www.google.com/maps/place/6483%20CITY%20WEST%20PARKWAY,EDEN%20PRAIRIE,MN)	Graph	1	\$70,000.00	\$70,000.00	\$70,000.00	\$70,000.00
Totals	Graph	1	\$70,000.00	\$70,000.00	\$70,000.00	\$70,000.00

Employer Name/Worksite Address	Graph	Count	Mean Wage	Median Wage	Lowest Wage	Highest Wage
G.D. VAN WAGENEN FINANCIAL SERVICES, INC., 6483 CITY WEST PARKWAY, EDEN PRAIRIE, MN (https://www.google.com/maps/place/6483%20CITY%20WEST%20PARKWAY,EDEN%20PRAIRIE,MN)	Graph	1	\$70,000.00	\$70,000.00	\$70,000.00	\$70,000.00
Totals	Graph	1	\$70,000.00	\$70,000.00	\$70,000.00	\$70,000.00

Latitude: 44.886324 Longitude: -93.402631

Employer Name/Employer Address	Graph	Count	Mean Wage	Median Wage	Lowest Wage	Highest Wage
KENSOFT LLC, 6440 FLYING CLOUD DRIVE, EDEN PRAIRIE, MN (https://www.google.com/maps/place/6440%20FLYING%20CLOUD%20DRIVE,EDEN%20PRAIRIE,MN)	Graph	1	\$78,624.00	\$78,624.00	\$78,624.00	\$78,624.00
REACH SPORTS MARKETING GROUP, INC., 6440 FLYING CLOUD DRIVE, EDEN PRAIRIE, MN (https://www.google.com/maps/place/6440%20FLYING%20CLOUD%20DRIVE,EDEN%20PRAIRIE,MN)	Graph	1	\$56,285.00	\$56,285.00	\$56,285.00	\$56,285.00
Totals	Graph	2	\$67,454.50	\$56,285.00	\$56,285.00	\$78,624.00

Employer Name/Worksite Address	Graph	Count	Mean Wage	Median Wage	Lowest Wage	Highest Wage
REACH SPORTS MARKETING GROUP, INC., 6440 FLYING CLOUD DRIVE, EDEN PRAIRIE, MN (https://www.google.com/maps/place/6440%20FLYING%20CLOUD%20DRIVE,EDEN%20PRAIRIE,MN)	Graph	2	\$67,454.50	\$56,285.00	\$56,285.00	\$78,624.00
Totals	Graph	2	\$67,454.50	\$56,285.00	\$56,285.00	\$78,624.00

Latitude: 44.886334 Longitude: -93.402149

Employer Name/Worksite Address	Graph	Count	Mean Wage	Median Wage	Lowest Wage	Highest Wage
STARKEY LABORATORIES, INC., 6455 FLYING CLOUD DRIVE, EDEN PRAIRIE, MN (https://www.google.com/maps/place/6455%20FLYING%20CLOUD%20DRIVE,EDEN%20PRAIRIE,MN)	Graph	10	\$77,953.50	\$73,000.00	\$65,000.00	\$95,000.00
Totals	Graph	10	\$77,953.50	\$73,000.00	\$65,000.00	\$95,000.00

Latitude: 44.886478 Longitude: -93.413408

Employer Name/Employer Address	Graph	Count	Mean Wage	Median Wage	Lowest Wage	Highest Wage
THIRD WAVE SYSTEMS, INC., 6475 CITY WEST PARKWAY, EDEN PRAIRIE, MN (https://www.google.com/maps/place/6475%20CITY%20WEST%20PARKWAY,EDEN%20PRAIRIE,MN)	Graph	6	\$89,467.67	\$90,000.00	\$58,656.00	\$111,750.00
Totals	Graph	6	\$89,467.67	\$90,000.00	\$58,656.00	\$111,750.00

Employer Name/Worksite Address	Graph	Count	Mean Wage	Median Wage	Lowest Wage	Highest Wage
THIRD WAVE SYSTEMS, INC., 6475 CITY WEST PARKWAY, EDEN PRAIRIE, MN (https://www.google.com/maps/place/6475%20CITY%20WEST%20PARKWAY,EDEN%20PRAIRIE,MN)	Graph	6	\$89,467.67	\$90,000.00	\$58,656.00	\$111,750.00
Totals	Graph	6	\$89,467.67	\$90,000.00	\$58,656.00	\$111,750.00

Latitude: 44.887421 Longitude: -93.404894

Employer Name/Worksite Address	Graph	Count	Mean Wage	Median Wage	Lowest Wage
SS SOFTECH INC, 10050 CROSSTOWN CIRCLE , SUITE 650, EDEN PRAIRIE, MN (https://www.google.com/maps/place/10050%20CROSSTOWN%20CIRCLE%20,%20SUITE%20650,EDEN%20PRAIRIE,MN)	Graph	1	\$77,917.00	\$77,917.00	\$77,917.00
TECHNOVISION SOLUTION LLC, 10050 CROSSTOWN CIRCLE #650, EDEN PRAIRIE, MN (https://www.google.com/maps/place/10050%20CROSSTOWN%20CIRCLE%20#650,EDEN%20PRAIRIE,MN)	Graph	1	\$63,000.00	\$63,000.00	\$63,000.00
TECHNOVISION SOLUTION LLC, 10050 CROSSTOWN CIR #650, EDEN PRAIRIE, MN (https://www.google.com/maps/place/10050%20CROSSTOWN%20CIR%20#650,EDEN%20PRAIRIE,MN)	Graph	8	\$63,000.00	\$63,000.00	\$63,000.00

Employer Name/Worksite Address	Graph	Count	Mean Wage	Median Wage	Lowest Wage
MOONITSOLUTIONS INC, 10050 CROSSTOWN CIRCLE, EDEN PRAIRIE, MN (https://www.google.com/maps/place/10050%20CROSSTOWN%20CIRCLE,EDEN%20PRAIRIE,MN)	Graph	93	\$64,261.72	\$65,000.00	\$58,656.00
Totals	Graph	103	\$64,284.05	\$63,000.00	\$58,656.00

Latitude: 44.888042 Longitude: -93.421282

Employer Name/Worksite Address	Graph	Count	Mean Wage	Median Wage	Lowest Wage	Highest Wage
LUXOFT USA INC, 6385 OLD SHADY OAK ROAD, EDEN PRAIRIE, MN (https://www.google.com/maps/place/6385%20OLD%20SHADY%20OAK%20ROAD,EDEN%20PRAIRIE,MN)	Graph	1	\$110,000.00	\$110,000.00	\$110,000.00	\$110,000.00
Totals	Graph	1	\$110,000.00	\$110,000.00	\$110,000.00	\$110,000.00

Latitude: 44.888532 Longitude: -93.416468

Employer Name/Employer Address	Graph	Count	Mean Wage	Median Wage	Lowest Wage	Highest Wage
AXONOM, INC., 6462 CITY WEST PARKWAY, EDEN PRAIRIE, MN (https://www.google.com/maps/place/6462%20CITY%20WEST%20PARKWAY,EDEN%20PRAIRIE,MN)	Graph	1	\$77,917.00	\$77,917.00	\$77,917.00	\$77,917.00
Totals	Graph	1	\$77,917.00	\$77,917.00	\$77,917.00	\$77,917.00

Employer Name/Worksite Address	Graph	Count	Mean Wage	Median Wage	Lowest Wage	Highest Wage
AXONOM, INC., 6462 CITY WEST PARKWAY, EDEN PRAIRIE, MN (https://www.google.com/maps/place/6462%20CITY%20WEST%20PARKWAY,EDEN%20PRAIRIE,MN)	Graph	1	\$77,917.00	\$77,917.00	\$77,917.00	\$77,917.00
Totals	Graph	1	\$77,917.00	\$77,917.00	\$77,917.00	\$77,917.00

Latitude: 44.888749 Longitude: -93.417375

Employer Name/Employer Address	Graph	Count	Mean Wage	Median Wage	Lowest Wage	Highest Wage
CONNEXIONS LOYALTY TRAVEL SOLUTIONS, LLC, 6442 CITY WEST PARKWAY, EDEN PRAIRIE, MN (https://www.google.com/maps/place/6442%20CITY%20WEST%20PARKWAY,EDEN%20PRAIRIE,MN)	Graph	2	\$89,202.85	\$87,817.80	\$87,817.80	\$90,587.90
Totals	Graph	2	\$89,202.85	\$87,817.80	\$87,817.80	\$90,587.90

Employer Name/Worksite Address	Graph	Count	Mean Wage	Median Wage	Lowest Wage	Highest Wage
CONNEXIONS LOYALTY TRAVEL SOLUTIONS, LLC, 6442 CITY WEST PARKWAY, EDEN PRAIRIE, MN (https://www.google.com/maps/place/6442%20CITY%20WEST%20PARKWAY,EDEN%20PRAIRIE,MN)	Graph	2	\$89,202.85	\$87,817.80	\$87,817.80	\$90,587.90
Totals	Graph	2	\$89,202.85	\$87,817.80	\$87,817.80	\$90,587.90

Latitude: 44.888754 Longitude: -93.417662

Employer Name/Employer Address	Graph	Count	Mean Wage	Median Wage	Lowest Wage	Highest Wage
MILESTONE AV TECHNOLOGIES, 6436 CITY WEST PARKWAY, EDEN PRAIRIE, MN (https://www.google.com/maps/place/6436%20CITY%20WEST%20PARKWAY,EDEN%20PRAIRIE,MN)	Graph	1	\$90,501.00	\$90,501.00	\$90,501.00	\$90,501.00
Totals	Graph	1	\$90,501.00	\$90,501.00	\$90,501.00	\$90,501.00

Employer Name/Worksite Address	Graph	Count	Mean Wage	Median Wage	Lowest Wage	Highest Wage
MILESTONE AV TECHNOLOGIES, 6436 CITY WEST PARKWAY, EDEN PRAIRIE, MN (https://www.google.com/maps/place/6436%20CITY%20WEST%20PARKWAY,EDEN%20PRAIRIE,MN)	Graph	1	\$90,501.00	\$90,501.00	\$90,501.00	\$90,501.00

Employer Name/Worksite Address	Graph	Count	Mean Wage	Median Wage	Lowest Wage	Highest Wage
Totals	Graph	1	\$90,501.00	\$90,501.00	\$90,501.00	\$90,501.00

Latitude: 44.88978 Longitude: -93.032208

Employer Name/Worksite Address	Graph	Count	Mean Wage	Median Wage	Lowest Wage	Highest Wage
MINNESOTA VETERINARY MEDICAL ASSOCIATION, 101 BRIDGEPORT WAY, SOUTH SAINT PAUL, MN (https://www.google.com/maps/place/101%20BRIDGEPORT%20WAY,SOUTH%20SAINT%20PAUL,MN)	Graph	1	\$42,973.00	\$42,973.00	\$42,973.00	\$42,973.00
Totals	Graph	1	\$42,973.00	\$42,973.00	\$42,973.00	\$42,973.00

Employer Name/Worksite Address	Graph	Count	Mean Wage	Median Wage	Lowest Wage	Highest Wage
MINNESOTA VETERINARY MEDICAL ASSOCIATION, 101 BRIDGEPORT WAY, SOUTH SAINT PAUL, MN (https://www.google.com/maps/place/101%20BRIDGEPORT%20WAY,SOUTH%20SAINT%20PAUL,MN)	Graph	1	\$42,973.00	\$42,973.00	\$42,973.00	\$42,973.00
Totals	Graph	1	\$42,973.00	\$42,973.00	\$42,973.00	\$42,973.00

Latitude: 44.890158 Longitude: -93.308725

Employer Name/Worksite Address	Graph	Count	Mean Wage	Median Wage	Lowest Wage	Highest Wage
RK MANAGEMENT CONSULTANTS, INC., 1601 PENN AVENUE SOUTH, RICHFIELD, MN (https://www.google.com/maps/place/1601%20PENN%20AVENUE%20SOUTH,RICHFIELD,MN)	Graph	7	\$67,161.29	\$64,522.00	\$50,336.00	\$78,707.00
Totals	Graph	7	\$67,161.29	\$64,522.00	\$50,336.00	\$78,707.00

Latitude: 44.890422 Longitude: -93.452373

Employer Name/Worksite Address	Graph	Count	Mean Wage	Median Wage	Lowest Wage	Highest Wage
PRO/PHASE MARKETING LLC, 6321 BURY DRIVE, EDEN PRAIRIE, MN (https://www.google.com/maps/place/6321%20BURY%20DRIVE,EDEN%20PRAIRIE,MN)	Graph	1	\$77,917.00	\$77,917.00	\$77,917.00	\$77,917.00
PRO/PHASE MARKETING, LLC, 6321 BURY DRIVE, EDEN PRAIRIE, MN (https://www.google.com/maps/place/6321%20BURY%20DRIVE,EDEN%20PRAIRIE,MN)	Graph	1	\$77,917.00	\$77,917.00	\$77,917.00	\$77,917.00
Totals	Graph	2	\$77,917.00	\$77,917.00	\$77,917.00	\$77,917.00

Employer Name/Worksite Address	Graph	Count	Mean Wage	Median Wage	Lowest Wage	Highest Wage
PRO/PHASE MARKETING, LLC, 6321 BURY DRIVE, EDEN PRAIRIE, MN (https://www.google.com/maps/place/6321%20BURY%20DRIVE,EDEN%20PRAIRIE,MN)	Graph	2	\$77,917.00	\$77,917.00	\$77,917.00	\$77,917.00
Totals	Graph	2	\$77,917.00	\$77,917.00	\$77,917.00	\$77,917.00

Latitude: 44.890675 Longitude: -93.30836

Employer Name/Worksite Address	Graph	Count	Mean Wage	Median Wage	Lowest Wage	Highest Wage
WIPRO LIMITED, 7601, PENN AVENUE, RICHFIELD, MN (https://www.google.com/maps/place/7601,%20PENN%20AVENUE,RICHFIELD,MN)	Graph	1	\$73,424.00	\$73,424.00	\$73,424.00	\$73,424.00
WIPRO LIMITED, 7601, PENN AVENUE, RICHMOND, MN (https://www.google.com/maps/place/7601,%20PENN%20AVENUE,RICHMOND,MN)	Graph	1	\$64,522.00	\$64,522.00	\$64,522.00	\$64,522.00
Totals	Graph	2	\$68,973.00	\$64,522.00	\$64,522.00	\$73,424.00

Latitude: 44.892345 Longitude: -93.412146

Employer Name/Worksite Address	Graph	Count	Mean Wage	Median Wage	Lowest Wage	Highest Wage
SKYBASENET INC, 10225 YELLOW CIRCLE DRIVE, MINNETONKA, MN (https://www.google.com/maps/place/10225%20YELLOW%20CIRCLE%20DRIVE,MINNETONKA,MN)	Graph	1	\$63,606.00	\$63,606.00	\$63,606.00	\$63,606.00
Totals	Graph	1	\$63,606.00	\$63,606.00	\$63,606.00	\$63,606.00

Latitude: 44.892571 Longitude: -93.413343

Employer Name/Worksite Address	Graph	Count	Mean Wage	Median Wage	Lowest Wage	Highest Wage
SPOK HOLDINGS, INC., 10400 YELLOW CIRCLE DRIVE, EDEN PRAIRIE, MN (https://www.google.com/maps/place/10400%20YELLOW%20CIRCLE%20DRIVE,EDEN%20PRAIRIE,MN)	Graph	1	\$62,733.00	\$62,733.00	\$62,733.00	\$62,733.00
IDEXCEL, INC., 10400 YELLOW CIRCLE DR, EDEN PRAIRIE, MN (https://www.google.com/maps/place/10400%20YELLOW%20CIRCLE%20DR,EDEN%20PRAIRIE,MN)	Graph	2	\$81,778.50	\$78,957.00	\$78,957.00	\$84,600.00
Totals	Graph	3	\$75,430.00	\$78,957.00	\$62,733.00	\$84,600.00

Latitude: 44.892645 Longitude: -93.408167

Employer Name/Employer Address	Graph	Count	Mean Wage	Median Wage	Lowest Wage	Highest Wage
MARITZ CONSULTING GROUP, 6109 BLUE CIRCLE DRIVE, MINNETONKA, MN (https://www.google.com/maps/place/6109%20BLUE%20CIRCLE%20DRIVE,MINNETONKA,MN)	Graph	3	\$77,306.67	\$76,648.00	\$76,648.00	\$78,000.00
MARITZ CONSULTING GROUP, INC., 6109 BLUE CIRCLE DRIVE, SUITE 1000, MINNETONKA, MN (https://www.google.com/maps/place/6109%20BLUE%20CIRCLE%20DRIVE,%20SUITE%201000,MINNETONKA,MN)	Graph	9	\$65,945.24	\$64,500.80	\$50,336.00	\$78,000.00
Totals	Graph	12	\$68,785.60	\$64,500.80	\$50,336.00	\$78,000.00

Employer Name/Worksite Address	Graph	Count	Mean Wage	Median Wage	Lowest Wage	Highest Wage
MARITZ CONSULTING GROUP, INC., 6109 BLUE CIRCLE DRIVE, MINNETONKA, MN (https://www.google.com/maps/place/6109%20BLUE%20CIRCLE%20DRIVE,MINNETONKA,MN)	Graph	12	\$68,785.60	\$64,500.80	\$50,336.00	\$78,956.80
Totals	Graph	12	\$68,785.60	\$64,500.80	\$50,336.00	\$78,956.80

Latitude: 44.89404 Longitude: -92.906766

Employer Name/Worksite Address	Graph	Count	Mean Wage	Median Wage	Lowest Wage	Highest Wage
STAT9 TECHNOLOGIES INC., BUILDING 583, WOODBURY, MN (https://www.google.com/maps/place/BUILDING%20583,WOODBURY,MN)	Graph	1	\$65,000.00	\$65,000.00	\$65,000.00	\$65,000.00
Totals	Graph	1	\$65,000.00	\$65,000.00	\$65,000.00	\$65,000.00

Latitude: 44.894071 Longitude: -93.418339

Employer Name/Employer Address	Graph	Count	Mean Wage	Median Wage	Lowest Wage	Highest Wage
COMMUNICATIONS SYSTEMS, INC., 10900 RED CIRCLE DRIVE, MINNETONKA, MN (https://www.google.com/maps/place/10900%20RED%20CIRCLE%20DRIVE,MINNETONKA,MN)	Graph	1	\$71,614.00	\$71,614.00	\$71,614.00	\$71,614.00
TRANSITION NETWORKS, 10900 RED CIRCLE DRIVE, MINNETONKA, MN (https://www.google.com/maps/place/10900%20RED%20CIRCLE%20DRIVE,MINNETONKA,MN)	Graph	1	\$100,000.00	\$100,000.00	\$100,000.00	\$100,000.00
Totals	Graph	2	\$85,807.00	\$71,614.00	\$71,614.00	\$100,000.00

Employer Name/Worksite Address	Graph	Count	Mean Wage	Median Wage	Lowest Wage	Highest Wage
TRANSITION NETWORKS, 10900 RED CIRCLE DRIVE, MINNETONKA, MN (https://www.google.com/maps/place/10900%20RED%20CIRCLE%20DRIVE,MINNETONKA,MN)	Graph	2	\$85,807.00	\$71,614.00	\$71,614.00	\$100,000.00
Totals	Graph	2	\$85,807.00	\$71,614.00	\$71,614.00	\$100,000.00

Latitude: 44.89446 Longitude: -93.196835

Employer Name/Worksite Address	Graph	Count	Mean Wage	Median Wage	Lowest Wage	Highest Wage
ALPHA CLINICAL SYSTEMS, INC, 1 FEDERAL DRIVE, FORT SNELLING, MN (https://www.google.com/maps/place/1%20FEDERAL%20DRIVE,FORT%20SNELLING,MN)	Graph	1	\$76,000.00	\$76,000.00	\$76,000.00	\$76,000.00
Totals	Graph	1	\$76,000.00	\$76,000.00	\$76,000.00	\$76,000.00

Latitude: 44.894562 Longitude: -93.418758

Employer Name/Worksite Address	Graph	Count	Mean Wage	Median Wage	Lowest Wage	Highest Wage
AMERICAN TECHNOLOGY CONSULTING LLC, 10901 RED CIRCLE DRIVE, MINNETONKA, MN (https://www.google.com/maps/place/10901%20RED%20CIRCLE%20DRIVE,MINNETONKA,MN)	Graph	2	\$109,874.00	\$77,917.00	\$77,917.00	\$141,831.00
Totals	Graph	2	\$109,874.00	\$77,917.00	\$77,917.00	\$141,831.00

Latitude: 44.895745 Longitude: -93.439454

Employer Name/Worksite Address	Graph	Count	Mean Wage	Median Wage	Lowest Wage	Highest Wage
TECH MAHINDRA (AMERICAS), INC., 5951 CLEARWATER DR, MINNETONKA, MN (https://www.google.com/maps/place/5951%20CLEARWATER%20DR,MINNETONKA,MN)	Graph	1	\$73,424.00	\$73,424.00	\$73,424.00	\$73,424.00
TECH MAHINDRA (AMERICAS),INC., 5951 CLEARWATER DRIVE, MINNETONKA, MN (https://www.google.com/maps/place/5951%20CLEARWATER%20DRIVE,MINNETONKA,MN)	Graph	1	\$65,707.00	\$65,707.00	\$65,707.00	\$65,707.00
Totals	Graph	2	\$69,565.50	\$65,707.00	\$65,707.00	\$73,424.00

Latitude: 44.89596 Longitude: -93.408303

Employer Name/Worksite Address	Graph	Count	Mean Wage	Median Wage	Lowest Wage	Highest Wage
ERNST & YOUNG U.S. LLP, 9700 HEALTH CARE LN, HOPKINS, MN (https://www.google.com/maps/place/9700%20HEALTH%20CARE%20LN,HOPKINS,MN)	Graph	1	\$120,000.00	\$120,000.00	\$120,000.00	\$120,000.00
I-9 TECHNOLOGIES INC, 9700 HEALTH CARE LN, MINNETONKA, MN (https://www.google.com/maps/place/9700%20HEALTH%20CARE%20LN,MINNETONKA,MN)	Graph	1	\$73,320.00	\$73,320.00	\$73,320.00	\$73,320.00
UNITED HEALTHCARE SERVICES, INC., 9700 HEALTHCARE LANE, HOPKINS, MN (https://www.google.com/maps/place/9700%20HEALTHCARE%20LANE,HOPKINS,MN)	Graph	1	\$95,000.00	\$95,000.00	\$95,000.00	\$95,000.00
EDGE IT CORP, 9700 HEALTH CARE LANE, HOPKINS, MN (https://www.google.com/maps/place/9700%20HEALTH%20CARE%20LANE,HOPKINS,MN)	Graph	2	\$63,000.00	\$61,000.00	\$61,000.00	\$65,000.00
UNITED HEALTHCARE SERVICES, INC., 9700 HEALTH CARE LANE, MINNETONKA, MN (https://www.google.com/maps/place/9700%20HEALTH%20CARE%20LANE,MINNETONKA,MN)	Graph	2	\$146,810.50	\$93,621.00	\$93,621.00	\$200,000.00
UNITED HEALTHCARE SERVICES, INC., 9800 HEALTHCARE LANE, MINNETONKA, MN (https://www.google.com/maps/place/9800%20HEALTHCARE%20LANE,MINNETONKA,MN)	Graph	2	\$71,069.50	\$60,000.00	\$60,000.00	\$82,139.00
ITPROFOUND INC., 9700 HEALTHCARE LANE, MINNETONKA, MN (https://www.google.com/maps/place/9700%20HEALTHCARE%20LANE,MINNETONKA,MN)	Graph	3	\$72,000.00	\$72,000.00	\$72,000.00	\$72,000.00
OPTUM SERVICES, INC., 9800 HEALTH CARE LANE, MINNETONKA, MN (https://www.google.com/maps/place/9800%20HEALTH%20CARE%20LANE,MINNETONKA,MN)	Graph	4	\$85,050.75	\$78,707.00	\$77,771.00	\$95,325.00
Totals	Graph	16	\$87,892.69	\$77,771.00	\$60,000.00	\$200,000.00

Latitude: 44.895981 Longitude: -93.408389

Employer Name/Worksite Address	Graph	Count	Mean Wage	Median Wage	Lowest Wage	Highest Wage
ASTA CRS, INC., 9900 BREN ROAD EAST, MINNETONKA, MN (https://www.google.com/maps/place/9900%20BREN%20ROAD%20EAST,MINNETONKA,MN)	Graph	1	\$64,521.60	\$64,521.60	\$64,521.60	\$64,521.60
ERNST & YOUNG U.S. LLP, 9900 BREN ROAD E, HOPKINS, MN (https://www.google.com/maps/place/9900%20BREN%20ROAD%20E,HOPKINS,MN)	Graph	1	\$70,000.00	\$70,000.00	\$70,000.00	\$70,000.00

Employer Name/Worksite Address	Graph	Count	Mean Wage	Median Wage	Lowest Wage	Highest Wage
PROFESSIONAL CONSULTING, INC., 9900 BREN RD E, MINNETONKA, MN (https://www.google.com/maps/place/9900%20BREN%20RD%20E,MINNETONKA,MN)	Graph	1	\$77,917.00	\$77,917.00	\$77,917.00	\$77,917.00
UNITED HEALTHCARE SERVICES, INC., 9900 BREN ROAD E, MINNETONKA, MN (https://www.google.com/maps/place/9900%20BREN%20ROAD%20E,MINNETONKA,MN)	Graph	1	\$92,893.00	\$92,893.00	\$92,893.00	\$92,893.00
UNITED HEALTHCARE SERVICES, INC., 9900 BREN ROAD E., MINNETONKA, MN (https://www.google.com/maps/place/9900%20BREN%20ROAD%20E.,MINNETONKA,MN)	Graph	1	\$140,000.00	\$140,000.00	\$140,000.00	\$140,000.00
ERNST & YOUNG U.S. LLP, 9900 BREN ROAD EAST, HOPKINS, MN (https://www.google.com/maps/place/9900%20BREN%20ROAD%20EAST,HOPKINS,MN)	Graph	2	\$114,227.50	\$108,455.00	\$108,455.00	\$120,000.00
Totals	Graph	7	\$96,255.23	\$92,893.00	\$64,521.60	\$140,000.00

Latitude: 44.896091 Longitude: -93.43166

Employer Name/Worksite Address	Graph	Count	Mean Wage	Median Wage	Lowest Wage	Highest Wage
ERNST & YOUNG U.S. LLP, 9900 BREN STREET EAST, HOPKINS, MN (https://www.google.com/maps/place/9900%20BREN%20STREET%20EAST,HOPKINS,MN)	Graph	1	\$148,000.00	\$148,000.00	\$148,000.00	\$148,000.00
Totals	Graph	1	\$148,000.00	\$148,000.00	\$148,000.00	\$148,000.00

Latitude: 44.896527 Longitude: -93.103433

Employer Name/Employer Address	Graph	Count	Mean Wage	Median Wage	Lowest Wage	Highest Wage
ILOS CO., 413 WACOUTA ST., SAINT PAUL, MN (https://www.google.com/maps/place/413%20WACOUTA%20ST.,SAINT%20PAUL,MN)	Graph	1	\$56,285.00	\$56,285.00	\$56,285.00	\$56,285.00
Totals	Graph	1	\$56,285.00	\$56,285.00	\$56,285.00	\$56,285.00

Employer Name/Worksite Address	Graph	Count	Mean Wage	Median Wage	Lowest Wage	Highest Wage
ILOS CO., 413 WACOUTA ST., SAINT PAUL, MN (https://www.google.com/maps/place/413%20WACOUTA%20ST.,SAINT%20PAUL,MN)	Graph	1	\$56,285.00	\$56,285.00	\$56,285.00	\$56,285.00
Totals	Graph	1	\$56,285.00	\$56,285.00	\$56,285.00	\$56,285.00

Latitude: 44.896588 Longitude: -93.407796

Employer Name/Worksite Address	Graph	Count	Mean Wage	Median Wage	Lowest Wage	Highest Wage
INFOSYTECH SOLUTIONS INC., 5995 OPUS PARKWAY., MINNETONKA, MN (https://www.google.com/maps/place/5995%20OPUS%20PARKWAY.,MINNETONKA,MN)	Graph	1	\$105,000.00	\$105,000.00	\$105,000.00	\$105,000.00
SYMPHONY CORPORATION, 5995 OPUS PKWY, MINNETONKA, MN (https://www.google.com/maps/place/5995%20OPUS%20PKWY,MINNETONKA,MN)	Graph	1	\$90,000.00	\$90,000.00	\$90,000.00	\$90,000.00
IOASIZ INC, 5995 OPUS PARKWAY, MINNETONKA, MN (https://www.google.com/maps/place/5995%20OPUS%20PARKWAY,MINNETONKA,MN)	Graph	3	\$71,600.00	\$62,400.00	\$62,400.00	\$90,000.00
Totals	Graph	5	\$81,960.00	\$90,000.00	\$62,400.00	\$105,000.00

Latitude: 44.897178 Longitude: -93.442733

Employer Name/Employer Address	Graph	Count	Mean Wage	Median Wage	Lowest Wage	Highest Wage
BPK INC, 12800 WHITEWATER DRIVE, SUITE #100, MINNETONKA, MN (https://www.google.com/maps/place/12800%20WHITEWATER%20DRIVE,%20SUITE%20#100,MINNETONKA,MN)	Graph	1	\$65,707.00	\$65,707.00	\$65,707.00	\$65,707.00
SAMBATEK, INC., 12800 WHITEWATER DRIVE, MINNETONKA, MN (https://www.google.com/maps/place/12800%20WHITEWATER%20DRIVE,MINNETONKA,MN)	Graph	1	\$60,486.00	\$60,486.00	\$60,486.00	\$60,486.00
BPK, INC., 12800 WHITEWATER DRIVE, SUITE #100, MINNETONKA, MN (https://www.google.com/maps/place/12800%20WHITEWATER%20DRIVE,%20SUITE%20#100,MINNETONKA,MN)	Graph	2	\$95,118.00	\$95,118.00	\$95,118.00	\$95,118.00

Employer Name/Employer Address	Graph	Count	Mean Wage	Median Wage	Lowest Wage	Highest Wage
Totals	Graph	4	\$79,107.25	\$65,707.00	\$60,486.00	\$95,110.00

Employer Name/Worksite Address	Graph	Count	Mean Wage	Median Wage	Lowest Wage	Highest Wage
SAMBATEK, INC., 12800 WHITEWATER DRIVE, MINNETONKA, MN (https://www.google.com/maps/place/12800%20WHITEWATER%20DRIVE,MINNETONKA,MN)	Graph	1	\$60,486.00	\$60,486.00	\$60,486.00	\$60,486.00
BPK INC, 12800 WHITEWATER DRIVE, SUITE #100, MINNETONKA, MN (https://www.google.com/maps/place/12800%20WHITEWATER%20DRIVE,%20SUITE%20#100,MINNETONKA,MN)	Graph	3	\$85,314.33	\$95,118.00	\$65,707.00	\$95,110.00
Totals	Graph	4	\$79,107.25	\$65,707.00	\$60,486.00	\$95,110.00

Latitude: 44.897533 Longitude: -93.400477

Employer Name/Worksite Address	Graph	Count	Mean Wage	Median Wage	Lowest Wage	Highest Wage
RELIABLE SOFTWARE RESOURCES, INC., 5901 LINCOLN DRIVE, EDINA, MN (https://www.google.com/maps/place/5901%20LINCOLN%20DRIVE,EDINA,MN)	Graph	2	\$65,000.00	\$65,000.00	\$65,000.00	\$65,000.00
Totals	Graph	2	\$65,000.00	\$65,000.00	\$65,000.00	\$65,000.00

Latitude: 44.897578 Longitude: -93.439965

Employer Name/Worksite Address	Graph	Count	Mean Wage	Median Wage	Lowest Wage	Highest Wage
AGRANEE TECH INC., 12501 WHITEWATER DRIVE, HOPKINS, MN (https://www.google.com/maps/place/12501%20WHITEWATER%20DRIVE,HOPKINS,MN)	Graph	1	\$65,000.00	\$65,000.00	\$65,000.00	\$65,000.00
RELIABLE SOFTWARE RESOURCES, INC., 12501 WHITE WATER DRIVE, MINNETONKA, MN (https://www.google.com/maps/place/12501%20WHITE%20WATER%20DRIVE,MINNETONKA,MN)	Graph	1	\$85,000.00	\$85,000.00	\$85,000.00	\$85,000.00
SYNOPSIS INC., 12501 WHITEWATER DR., HOPKINS, MN (https://www.google.com/maps/place/12501%20WHITEWATER%20DR.,HOPKINS,MN)	Graph	1	\$78,957.00	\$78,957.00	\$78,957.00	\$78,957.00
ADECCO GROUP NA/MODIS, INC., 12501 WHITEWATER DR., MINNETONKA, MN (https://www.google.com/maps/place/12501%20WHITEWATER%20DR.,MINNETONKA,MN)	Graph	2	\$108,264.00	\$108,264.00	\$108,264.00	\$108,264.00
SCEPTER TECHNOLOGIES INC, 12501 WHITE WATER DR, HOPKINS, MN (https://www.google.com/maps/place/12501%20WHITE%20WATER%20DR,HOPKINS,MN)	Graph	2	\$75,000.00	\$75,000.00	\$75,000.00	\$75,000.00
OPTUM SERVICES, INC., 12501 WHITEWATER DRIVE, MINNETONKA, MN (https://www.google.com/maps/place/12501%20WHITEWATER%20DRIVE,MINNETONKA,MN)	Graph	13	\$91,107.77	\$100,000.00	\$60,000.00	\$115,000.00
Totals	Graph	20	\$88,994.30	\$85,000.00	\$60,000.00	\$115,000.00

Latitude: 44.897677 Longitude: -93.439877

Employer Name/Worksite Address	Graph	Count	Mean Wage	Median Wage	Lowest Wage	Highest Wage
DENKEN SOLUTIONS, INC., 12500 WHITEWATER DRIVE, MINNETONKA, MN (https://www.google.com/maps/place/12500%20WHITEWATER%20DRIVE,MINNETONKA,MN)	Graph	1	\$104,000.00	\$104,000.00	\$104,000.00	\$104,000.00
SITEK, INC., 12500 WHITEWATER DRIVE, HOPKINS, MN (https://www.google.com/maps/place/12500%20WHITEWATER%20DRIVE,HOPKINS,MN)	Graph	1	\$100,000.00	\$100,000.00	\$100,000.00	\$100,000.00
Totals	Graph	2	\$102,000.00	\$100,000.00	\$100,000.00	\$104,000.00

Latitude: 44.8982 Longitude: -93.44744

Employer Name/Worksite Address	Graph	Count	Mean Wage	Median Wage	Lowest Wage	Highest Wage
EYP, INC., 5800 BAKER RD., MINNETONKA, MN (https://www.google.com/maps/place/5800%20BAKER%20RD.,MINNETONKA,MN)	Graph	1	\$65,000.00	\$65,000.00	\$65,000.00	\$65,000.00
Totals	Graph	1	\$65,000.00	\$65,000.00	\$65,000.00	\$65,000.00

Latitude: 44.89838 Longitude: -93.407494

Employer Name/Employer Address	Graph	Count	Mean Wage	Median Wage	Lowest Wage	Highest Wage
ESTABLISHED BRANDS INC., 5850 OPUS PARKWAY, MINNETONKA, MN (https://www.google.com/maps/place/5850%20OPUS%20PARKWAY,MINNETONKA,MN)	Graph	1	\$60,000.00	\$60,000.00	\$60,000.00	\$60,000.00
VITAL IMAGES, INC., 5850 OPUS PARKWAY SUITE 300, MINNETONKA, MN (https://www.google.com/maps/place/5850%20OPUS%20PARKWAY%20SUITE%20300,MINNETONKA,MN)	Graph	1	\$92,000.00	\$92,000.00	\$92,000.00	\$92,000.00
Totals	Graph	2	\$76,000.00	\$60,000.00	\$60,000.00	\$92,000.00

Employer Name/Worksite Address	Graph	Count	Mean Wage	Median Wage	Lowest Wage	Highest Wage
VITAL IMAGES, INC., 5850 OPUS PARKWAY, SUITE 300, MINNETONKA, MN (https://www.google.com/maps/place/5850%20OPUS%20PARKWAY,%20SUITE%20300,MINNETONKA,MN)	Graph	1	\$92,000.00	\$92,000.00	\$92,000.00	\$92,000.00
Totals	Graph	1	\$92,000.00	\$92,000.00	\$92,000.00	\$92,000.00

Latitude: 44.898681 Longitude: -93.442638

Employer Name/Worksite Address	Graph	Count	Mean Wage	Median Wage	Lowest Wage	Highest Wage
OPTUM SERVICES, INC., 12700 WHITEWATER DRIVE, EDEN PRAIRIE, MN (https://www.google.com/maps/place/12700%20WHITEWATER%20DRIVE,EDEN%20PRAIRIE,MN)	Graph	1	\$77,917.00	\$77,917.00	\$77,917.00	\$77,917.00
OPTUM SERVICES, INC., 12700 WHITEWATER DRIVE, MINNENTONKA, MN (https://www.google.com/maps/place/12700%20WHITEWATER%20DRIVE,MINNENTONKA,MN)	Graph	1	\$92,800.00	\$92,800.00	\$92,800.00	\$92,800.00
PIONEER CONSULTING SERVICES LLC, 12700 WHITE WATER DRIVE, HOPKINS, MN (https://www.google.com/maps/place/12700%20WHITE%20WATER%20DRIVE,HOPKINS,MN)	Graph	1	\$65,000.00	\$65,000.00	\$65,000.00	\$65,000.00
EPCOT TECHNOLOGIES INC., 12700 WHITE WATER DR, MINNETONKA, MN (https://www.google.com/maps/place/12700%20WHITE%20WATER%20DR,MINNETONKA,MN)	Graph	2	\$70,000.00	\$70,000.00	\$70,000.00	\$70,000.00
IT AMERICA INC, 12700 WHITEWATER DR., MINNETONKA, MN (https://www.google.com/maps/place/12700%20WHITEWATER%20DR.,MINNETONKA,MN)	Graph	2	\$65,000.00	\$65,000.00	\$65,000.00	\$65,000.00
MICROINFO INC, 12700 WHITE WATER DRIVE, MINNETONKA, MN (https://www.google.com/maps/place/12700%20WHITE%20WATER%20DRIVE,MINNETONKA,MN)	Graph	2	\$62,500.00	\$60,000.00	\$60,000.00	\$65,000.00
ETEK IT SERVICES, INC., 12700 WHITEWATER DR., MINNETONKA, MN (https://www.google.com/maps/place/12700%20WHITEWATER%20DR.,MINNETONKA,MN)	Graph	5	\$76,151.40	\$75,000.00	\$68,557.00	\$85,000.00
R2 TECHNOLOGIES LLC, 12700 WHITEWATER DR, MINNETONKA, MN (https://www.google.com/maps/place/12700%20WHITEWATER%20DR,MINNETONKA,MN)	Graph	17	\$73,198.93	\$65,000.00	\$56,284.80	\$116,000.00
OPTUM SERVICES, INC., 12700 WHITEWATER DRIVE, MINNETONKA, MN (https://www.google.com/maps/place/12700%20WHITEWATER%20DRIVE,MINNETONKA,MN)	Graph	85	\$85,663.33	\$85,000.00	\$60,000.00	\$124,384.00
Totals	Graph	116	\$82,217.58	\$82,500.00	\$56,284.80	\$124,384.00

Latitude: 44.899156 Longitude: -93.411501

Employer Name/Employer Address	Graph	Count	Mean Wage	Median Wage	Lowest Wage	Highest Wage
DIGITAL RIVER, INC., 10380 BREN ROAD WEST, MINNETONKA, MN (https://www.google.com/maps/place/10380%20BREN%20ROAD%20WEST,MINNETONKA,MN)	Graph	10	\$73,736.10	\$77,917.00	\$50,336.00	\$93,995.00
Totals	Graph	10	\$73,736.10	\$77,917.00	\$50,336.00	\$93,995.00

Employer Name/Worksite Address	Graph	Count	Mean Wage	Median Wage	Lowest Wage	Highest Wage
GLOBALLOGIC, INC., 10380 BREN RD W., MINNETONKA, MN (https://www.google.com/maps/place/10380%20BREN%20RD%20W.,MINNETONKA,MN)	Graph	1	\$81,000.00	\$81,000.00	\$81,000.00	\$81,000.00
GLOBALLOGIC, INC., 10380 BREN RD W, MINNETONKA, MN (https://www.google.com/maps/place/10380%20BREN%20RD%20W,MINNETONKA,MN)	Graph	5	\$80,200.00	\$80,000.00	\$80,000.00	\$81,000.00
ACCOLITE, INC., 10380 BREN ROAD WEST, MINNETONKA, MN (https://www.google.com/maps/place/10380%20BREN%20ROAD%20WEST,MINNETONKA,MN)	Graph	13	\$78,831.46	\$77,917.00	\$50,336.00	\$110,000.00
Totals	Graph	19	\$79,305.74	\$80,000.00	\$50,336.00	\$110,000.00

Latitude: 44.89942 Longitude: -93.399347

Employer Name/Employer Address	Graph	Count	Mean Wage	Median Wage	Lowest Wage	Highest Wage
ETOUCHMENU, INC., STE. 146, EDINA, MN (https://www.google.com/maps/place/STE.%20146,EDINA,MN)	Graph	1	\$64,522.00	\$64,522.00	\$64,522.00	\$64,522.00
Totals	Graph	1	\$64,522.00	\$64,522.00	\$64,522.00	\$64,522.00

Employer Name/Worksite Address	Graph	Count	Mean Wage	Median Wage	Lowest Wage	Highest Wage
ETOUCHMENU, INC., 5780 LINCOLN DRIVE, EDINA, MN (https://www.google.com/maps/place/5780%20LINCOLN%20DRIVE,EDINA,MN)	Graph	1	\$64,522.00	\$64,522.00	\$64,522.00	\$64,522.00
Totals	Graph	1	\$64,522.00	\$64,522.00	\$64,522.00	\$64,522.00

Latitude: 44.900144 Longitude: -93.404132

Employer Name/Worksite Address	Graph	Count	Mean Wage	Median Wage	Lowest Wage	Highest Wage
PACE COMPUTER SOLUTIONS INC, 5700 SMETANA DRIVE, MINNETONKA, MN (https://www.google.com/maps/place/5700%20SMETANA%20DRIVE,MINNETONKA,MN)	Graph	1	\$81,000.00	\$81,000.00	\$81,000.00	\$81,000.00
PAMTEN, INC., 5700 SMETANA DR #200, HOPKINS, MN (https://www.google.com/maps/place/5700%20SMETANA%20DR%20#200,HOPKINS,MN)	Graph	1	\$60,000.00	\$60,000.00	\$60,000.00	\$60,000.00
OBERON IT, 5700 SMETANA DR., MINNETONKA, MN (https://www.google.com/maps/place/5700%20SMETANA%20DR.,MINNETONKA,MN)	Graph	2	\$102,560.00	\$92,000.00	\$92,000.00	\$113,120.00
Totals	Graph	4	\$86,530.00	\$81,000.00	\$60,000.00	\$113,120.00

Latitude: 44.900151 Longitude: -93.416064

Employer Name/Worksite Address	Graph	Count	Mean Wage	Median Wage	Lowest Wage	Highest Wage
BOSTON SCIENTIFIC CORPORATION, 10700 BREN RD. W, MINNETONKA, MN (https://www.google.com/maps/place/10700%20BREN%20RD.%20W,MINNETONKA,MN)	Graph	1	\$64,522.00	\$64,522.00	\$64,522.00	\$64,522.00
VEROTECH SOLUTIONS,LLC, 10700 BREN RD W, MINNETONKA, MN (https://www.google.com/maps/place/10700%20BREN%20RD%20W,MINNETONKA,MN)	Graph	1	\$70,720.00	\$70,720.00	\$70,720.00	\$70,720.00
VASTEK, INC., 10700 BREN ROAD WEST, MINNETONKA, MN (https://www.google.com/maps/place/10700%20BREN%20ROAD%20WEST,MINNETONKA,MN)	Graph	22	\$61,219.09	\$60,000.00	\$60,000.00	\$73,500.00
Totals	Graph	24	\$61,752.58	\$60,000.00	\$60,000.00	\$73,500.00

Latitude: 44.900355 Longitude: -93.559401

Employer Name/Worksite Address	Graph	Count	Mean Wage	Median Wage	Lowest Wage	Highest Wage
PRIMUS GLOBAL SERVICES, INC, 707 SECOND AVENUE, SOUTH MINNEAPOLIS, MN (https://www.google.com/maps/place/707%20SECOND%20AVENUE,SOUTH%20MINNEAPOLIS,MN)	Graph	1	\$58,000.00	\$58,000.00	\$58,000.00	\$58,000.00
Totals	Graph	1	\$58,000.00	\$58,000.00	\$58,000.00	\$58,000.00

Latitude: 44.900773 Longitude: -93.571555

Employer Name/Worksite Address	Graph	Count	Mean Wage	Median Wage	Lowest Wage	Highest Wage
UNIVERSITY OF MINNESOTA, 321 19TH AVENUE S, MINNEAPOLIS, MN (https://www.google.com/maps/place/321%2019TH%20AVENUE%20S,MINNEAPOLIS,MN)	Graph	1	\$145,856.00	\$145,856.00	\$145,856.00	\$145,856.00
Totals	Graph	1	\$145,856.00	\$145,856.00	\$145,856.00	\$145,856.00

Latitude: 44.902114 Longitude: -93.203805

Employer Name/Worksite Address	Graph	Count	Mean Wage	Median Wage	Lowest Wage	Highest Wage
UNIVERSITY OF MINNESOTA, 1 VETERANS DR, MINNEAPOLIS, MN (https://www.google.com/maps/place/1%20VETERANS%20DR,MINNEAPOLIS,MN)	Graph	1	\$53,899.00	\$53,899.00	\$53,899.00	\$53,899.00
UNIVERSITY OF MINNESOTA, ONE VETERANS DRIVE, MINNEAPOLIS, MN (https://www.google.com/maps/place/ONE%20VETERANS%20DRIVE,MINNEAPOLIS,MN)	Graph	1	\$59,446.00	\$59,446.00	\$59,446.00	\$59,446.00
Totals	Graph	2	\$56,672.50	\$53,899.00	\$53,899.00	\$59,446.00

Latitude: 44.902954 Longitude: -93.566745

Employer Name/Employer Address	Graph	Count	Mean Wage	Median Wage	Lowest Wage	Highest Wage
LAUER ENTERPRISES, INC., 244 WATER STREET, EXCELSIOR, MN (https://www.google.com/maps/place/244%20WATER%20STREET,EXCELSIOR,MN)	Graph	1	\$56,000.00	\$56,000.00	\$56,000.00	\$56,000.00
Totals	Graph	1	\$56,000.00	\$56,000.00	\$56,000.00	\$56,000.00

Employer Name/Worksite Address	Graph	Count	Mean Wage	Median Wage	Lowest Wage	Highest Wage
LAUER ENTERPRISES, INC., 244 WATER STREET, EXCELSIOR, MN (https://www.google.com/maps/place/244%20WATER%20STREET,EXCELSIOR,MN)	Graph	1	\$56,000.00	\$56,000.00	\$56,000.00	\$56,000.00
Totals	Graph	1	\$56,000.00	\$56,000.00	\$56,000.00	\$56,000.00

Latitude: 44.90342 Longitude: -93.374059

Employer Name/Employer Address	Graph	Count	Mean Wage	Median Wage	Lowest Wage	Highest Wage
SUNOPTA COMPANIES, INC., 7301 OHMS LANE, EDINA, MN (https://www.google.com/maps/place/7301%20OHMS%20LANE,EDINA,MN)	Graph	1	\$129,500.00	\$129,500.00	\$129,500.00	\$129,500.00
Totals	Graph	1	\$129,500.00	\$129,500.00	\$129,500.00	\$129,500.00

Employer Name/Worksite Address	Graph	Count	Mean Wage	Median Wage	Lowest Wage	Highest Wage
FAIRVIEW HEALTH SERVICES, 6363 FRANCE AVE, EDINA, MN (https://www.google.com/maps/place/6363%20FRANCE%20AVE,EDINA,MN)	Graph	1	\$184,974.00	\$184,974.00	\$184,974.00	\$184,974.00
SUNOPTA COMPANIES, INC., 7301 OHMS LANE, EDINA, MN (https://www.google.com/maps/place/7301%20OHMS%20LANE,EDINA,MN)	Graph	1	\$129,500.00	\$129,500.00	\$129,500.00	\$129,500.00
Totals	Graph	2	\$157,237.00	\$129,500.00	\$129,500.00	\$184,974.00

Latitude: 44.904087 Longitude: -93.2309

Employer Name/Worksite Address	Graph	Count	Mean Wage	Median Wage	Lowest Wage	Highest Wage
NORTH POINT IT CORP, 2650 WELLS FARGO WAY, MINNEAPOLIS, MN (https://www.google.com/maps/place/2650%20WELLS%20FARGO%20WAY,MINNEAPOLIS,MN)	Graph	1	\$79,000.00	\$79,000.00	\$79,000.00	\$79,000.00
SPRINGSHINE CONSULTING INC, 5101 MINNEHAHA AVENUE, MINNEAPOLIS, MN (https://www.google.com/maps/place/5101%20MINNEHAHA%20AVENUE,MINNEAPOLIS,MN)	Graph	1	\$60,340.80	\$60,340.80	\$60,340.80	\$60,340.80
Totals	Graph	2	\$69,670.40	\$60,340.80	\$60,340.80	\$79,000.00

Latitude: 44.905975 Longitude: -94.368267

Employer Name/Employer Address	Graph	Count	Mean Wage	Median Wage	Lowest Wage	Highest Wage
HUTCHINSON HEALTH, 1095 HIGHWAY 15 SOUTH, HUTCHINSON, MN (https://www.google.com/maps/place/1095%20HIGHWAY%2015%20SOUTH,HUTCHINSON,MN)	Graph	2	\$54,080.00	\$54,080.00	\$54,080.00	\$54,080.00

Employer Name/Employer Address	Graph	Count	Mean Wage	Median Wage	Lowest Wage	Highest Wage
Totals	Graph	2	\$54,080.00	\$54,080.00	\$54,080.00	\$54,080.00

Employer Name/Worksite Address	Graph	Count	Mean Wage	Median Wage	Lowest Wage	Highest Wage
HUTCHINSON HEALTH, 1095 HIGHWAY 15 SOUTH, HUTCHINSON, MN (https://www.google.com/maps/place/1095%20HIGHWAY%2015%20SOUTH,HUTCHINSON,MN)	Graph	2	\$54,080.00	\$54,080.00	\$54,080.00	\$54,080.00
Totals	Graph	2	\$54,080.00	\$54,080.00	\$54,080.00	\$54,080.00

Latitude: 44.911824 Longitude: -93.319644

Employer Name/Worksite Address	Graph	Count	Mean Wage	Median Wage	Lowest Wage	I
VEDICSOFT SOLUTIONS LLC, FEDERAL RESERVE BANK OF MINNEAPOLIS, MINNEAPOLIS, MN (https://www.google.com/maps/place/FEDERAL%20RESERVE%20BANK%20OF%20MINNEAPOLIS,MINNEAPOLIS,MN)	Graph	1	\$70,221.00	\$70,221.00	\$70,221.00	\$
VERINON TECHNOLOGY SOLUTIONS LTD., 90 HENNEPIN AVE, MINNEAPOLIS, MN (https://www.google.com/maps/place/90%20HENNEPIN%20AVE,MINNEAPOLIS,MN)	Graph	1	\$65,000.00	\$65,000.00	\$65,000.00	\$
Totals	Graph	2	\$67,610.50	\$65,000.00	\$65,000.00	\$

Latitude: 44.912464 Longitude: -93.329426

Employer Name/Worksite Address	Graph	Count	Mean Wage	Median Wage	Lowest Wage	Highest Wage
NATIONAL MEDICAL CARE, INC., A FRESENIUS MEDICAL CARE N.A. COMPANY, 3925 W 50TH STREET, EDINA, MN (https://www.google.com/maps/place/3925%20W%2050TH%20STREET,EDINA,MN)	Graph	1	\$92,000.79	\$92,000.79	\$92,000.79	\$92,000.79
Totals	Graph	1	\$92,000.79	\$92,000.79	\$92,000.79	\$92,000.79

Latitude: 44.913893 Longitude: -92.885342

Employer Name/Worksite Address	Graph	Count	Mean Wage	Median Wage	Lowest Wage	Highest Wage
OPTUM SERVICES, INC., 2409 GREY EAGLE BAY, WOODBURY, MN (https://www.google.com/maps/place/2409%20GREY%20EAGLE%20BAY,WOODBURY,MN)	Graph	1	\$98,500.00	\$98,500.00	\$98,500.00	\$98,500.00
Totals	Graph	1	\$98,500.00	\$98,500.00	\$98,500.00	\$98,500.00

Latitude: 44.914321 Longitude: -93.416348

Employer Name/Employer Address	Graph	Count	Mean Wage	Median Wage	Lowest Wage	Highest Wage
UNITED HEALTHCARE SERVICES, INC., 9900 BREN ROAD EAST, MN008-W160, MINNETONKA, MN (https://www.google.com/maps/place/9900%20BREN%20ROAD%20EAST,%20MN008-W160,MINNETONKA,MN)	Graph	1	\$140,000.00	\$140,000.00	\$140,000.00	\$140,000.00
UNITED HEALTHCARE SERVICES, INC., 9900 BREN ROAD EAST, MN008-R120, MINNETONKA, MN (https://www.google.com/maps/place/9900%20BREN%20ROAD%20EAST,%20MN008-R120,MINNETONKA,MN)	Graph	2	\$69,353.50	\$60,000.00	\$60,000.00	\$78,707.00
UNITED HEALTHCARE SERVICES, INC., 9900 BREN ROAD EAST, MN008-E20, MINNETONKA, MN (https://www.google.com/maps/place/9900%20BREN%20ROAD%20EAST,%20MN008-E20,MINNETONKA,MN)	Graph	4	\$94,449.25	\$93,621.00	\$88,400.00	\$100,776.00
UNITED HEALTHCARE SERVICES, INC., 9900 BREN ROAD EAST, MN008-E205, MINNETONKA, MN (https://www.google.com/maps/place/9900%20BREN%20ROAD%20EAST,%20MN008-E205,MINNETONKA,MN)	Graph	5	\$106,988.40	\$82,139.00	\$77,771.00	\$200,000.00
Totals	Graph	12	\$99,287.17	\$88,400.00	\$60,000.00	\$200,000.00

Employer Name/Worksite Address	Graph	Count	Mean Wage	Median Wage
ADVANCED KNOWLEDGE TECH, LLC, UNITED HEALTH GROUP (UHG), HOPKINS, MN (https://www.google.com/maps/place/UNITED%20HEALTH%20GROUP%20(UHG),HOPKINS,MN)	Graph	1	\$63,000.00	\$63,000.00
CONTECH SYSTEMS INC., UHG, MINNETONKA, MN (https://www.google.com/maps/place/UHG,MINNETONKA,MN)	Graph	1	\$108,160.00	\$108,160.00
EMPRO SYSTEMS LLC, 12700 WHITEWATER DRIVE, MINNETONKA, MN, 55343, MINNETONKA, MN (https://www.google.com/maps/place/12700%20WHITEWATER%20DRIVE,%20MINNETONKA,%20MN,%2055343,MINNETONKA,MN)	Graph	1	\$66,560.00	\$66,560.00
ENGINEERING TECHNOLOGY ASSOCIATES, INC., 815 NORTHWEST PARKWAY, EAGAN, MN (https://www.google.com/maps/place/815%20NORTHWEST%20PARKWAY,EAGAN,MN)	Graph	1	\$64,000.00	\$64,000.00
KRYPTO IT SOLUTIONS, INC, MN022 12700 WHITEWATER DRIVE, MINNETONKA, MN (https://www.google.com/maps/place/MN022%2012700%20WHITEWATER%20DRIVE,MINNETONKA,MN)	Graph	1	\$70,000.00	\$70,000.00
LERA TECHNOLOGIES LLC, 12501,WHITEWATER DR, MINNETONKA, MN (https://www.google.com/maps/place/12501,WHITEWATER%20DR,MINNETONKA,MN)	Graph	1	\$63,000.00	\$63,000.00
NEXT TECHNOLOGIES, LLC., 12700 WHITE WATER DR, MINNETONKA, MN (https://www.google.com/maps/place/12700%20WHITE%20WATER%20DR,MINNETONKA,MN)	Graph	1	\$63,000.00	\$63,000.00
OCTAHEDRON LLC, 50 SOUTH 6TH ST #1500, MINNEAPOLIS, MN (https://www.google.com/maps/place/50%20SOUTH%206TH%20ST%20#1500,MINNEAPOLIS,MN)	Graph	1	\$63,606.00	\$63,606.00
SUNRISE INFOTEK CORP, ONE LILLEHEI PLAZA, ST. PAUL, MN (https://www.google.com/maps/place/ONE%20LILLEHEI%20PLAZA,ST.%20PAUL,MN)	Graph	1	\$62,733.00	\$62,733.00
UNIKON IT INC, CONCORD USA, HOPKINS, MN (https://www.google.com/maps/place/CONCORD%20USA,HOPKINS,MN)	Graph	1	\$95,000.00	\$95,000.00
VEDICSOFT SOLUTIONS LLC, BOSTON SCIENTIFIC, MINNETONKA, MN (https://www.google.com/maps/place/BOSTON%20SCIENTIFIC,MINNETONKA,MN)	Graph	1	\$64,813.00	\$64,813.00
GENIUS MINDS LLC, 13625 TECHNOLOGY DRIVE, EDEN PRAIRIE, MN (https://www.google.com/maps/place/13625%20TECHNOLOGY%20DRIVE,EDEN%20PRAIRIE,MN)	Graph	4	\$86,127.50	\$80,246.00
CYBAGE SOFTWARE INC, DIGITAL RIVER INC, MINNETONKA, MN (https://www.google.com/maps/place/DIGITAL%20RIVER%20INC,MINNETONKA,MN)	Graph	11	\$75,836.82	\$75,000.00
Totals	Graph	26	\$75,484.12	\$72,000.00

Latitude: 44.914436 Longitude: -93.449413

Employer Name/Worksite Address	Graph	Count	Mean Wage	Median Wage	Lowest Wage	Highest Wage
CARGILL, INCORPORATED, 9320 EXCELSIOR BOULEVARD, HOPKINS, MN (https://www.google.com/maps/place/9320%20EXCELSIOR%20BOULEVARD,HOPKINS,MN)	Graph	2	\$94,765.00	\$94,765.00	\$94,765.00	\$94,765.00
Totals	Graph	2	\$94,765.00	\$94,765.00	\$94,765.00	\$94,765.00

Latitude: 44.914667 Longitude: -92.99916

Employer Name/Worksite Address	Graph	Count	Mean Wage	Median Wage	Lowest Wage	Highest Wage
TECH MAHINDRA (AMERICAS), INC., 2468 SCHALLER DR E, MAPLEWOOD, MN (https://www.google.com/maps/place/2468%20SCHALLER%20DR%20E,MAPLEWOOD,MN)	Graph	1	\$78,957.00	\$78,957.00	\$78,957.00	\$78,957.00
Totals	Graph	1	\$78,957.00	\$78,957.00	\$78,957.00	\$78,957.00

Latitude: 44.915195 Longitude: -93.403051

Employer Name/Employer Address	Graph	Count	Mean Wage	Median Wage	Lowest Wage	Highest Wage
CONCORD USA, LLC, 509 2ND AVENUE SOUTH, HOPKINS, MN (https://www.google.com/maps/place/509%202ND%20AVENUE%20SOUTH,HOPKINS,MN)	Graph	4	\$76,500.00	\$76,500.00	\$68,000.00	\$85,000.00
CONCORD, USA, 509 2ND AVENUE SOUTH, HOPKINS, MN (https://www.google.com/maps/place/509%202ND%20AVENUE%20SOUTH,HOPKINS,MN)	Graph	8	\$101,750.00	\$95,000.00	\$79,000.00	\$115,000.00
Totals	Graph	12	\$93,333.33	\$85,000.00	\$68,000.00	\$115,000.00

Employer Name/Worksite Address	Graph	Count	Mean Wage	Median Wage	Lowest Wage	Highest Wage
--------------------------------	-------	-------	-----------	-------------	-------------	--------------

Employer Name/Worksite Address	Graph	Count	Mean Wage	Median Wage	Lowest Wage	Highest Wage
HCL GLOBAL SYSTEMS INC, 509 2ND AVENUE SOUTH, HOPKINS, MN (https://www.google.com/maps/place/509%202ND%20AVENUE%20SOUTH,HOPKINS,MN)	Graph	1	\$93,080.00	\$93,080.00	\$93,080.00	\$93,080.00
EMETEORS INC, 509 2ND AVE SOUTH, HOPKINS, MN (https://www.google.com/maps/place/509%202ND%20AVE%20SOUTH,HOPKINS,MN)	Graph	2	\$65,000.00	\$65,000.00	\$65,000.00	\$65,000.00
CONCORD USA, LLC, 509 2ND AVE S, HOPKINS, MN (https://www.google.com/maps/place/509%202ND%20AVE%20S,HOPKINS,MN)	Graph	7	\$77,535.71	\$76,500.00	\$62,750.00	\$95,000.00
Totals	Graph	10	\$76,583.00	\$76,500.00	\$62,750.00	\$95,000.00

Latitude: 44.915265 Longitude: -93.483777

Employer Name/Worksite Address	Graph	Count	Mean Wage	Median Wage	Lowest Wage	Highest Wage
MINNETONKA PUBLIC SCHOOLS, MINNETONKA HIGH SCHOOL, MINNETONKA, MN (https://www.google.com/maps/place/MINNETONKA%20HIGH%20SCHOOL,MINNETONKA,MN)	Graph	1	\$40,397.00	\$40,397.00	\$40,397.00	\$40,397.00
UNITED IT SOLUTIONS INC, ABBOTT, MINNETONKA, MN (https://www.google.com/maps/place/ABBOTT,MINNETONKA,MN)	Graph	1	\$78,624.00	\$78,624.00	\$78,624.00	\$78,624.00
Totals	Graph	2	\$59,510.50	\$40,397.00	\$40,397.00	\$78,624.00

Latitude: 44.916527 Longitude: -93.403218

Employer Name/Worksite Address	Graph	Count	Mean Wage	Median Wage	Lowest Wage	Highest Wage
CONCORD, USA, 209 2ND AVE S, HOPKINS, MN (https://www.google.com/maps/place/209%202ND%20AVE%20S,HOPKINS,MN)	Graph	3	\$105,000.00	\$115,000.00	\$85,000.00	\$115,000.00
Totals	Graph	3	\$105,000.00	\$115,000.00	\$85,000.00	\$115,000.00

Latitude: 44.919879 Longitude: -92.943956

Employer Name/Worksite Address	Graph	Count	Mean Wage	Median Wage	Lowest Wage
ACCENTURE LLP, 3M COMPANY 500 BIELENBERG DR, WOODBURY, MN (https://www.google.com/maps/place/3M%20COMPANY%20500%20BIELENBERG%20DR,WOODBURY,MN)	Graph	1	\$87,500.00	\$87,500.00	\$87,500.00
COMPASS, INC., 3M HARTFORD BLDG, WOODBURY, MN (https://www.google.com/maps/place/3M%20HARTFORD%20BLDG,WOODBURY,MN)	Graph	1	\$63,000.00	\$63,000.00	\$63,000.00
DSBRIDGE CORP, 3M COMPANY, WOODBURY, MN (https://www.google.com/maps/place/3M%20COMPANY,WOODBURY,MN)	Graph	1	\$63,000.00	\$63,000.00	\$63,000.00
EBS-MINDS IT INC, 3M, WOODBURY, MN (https://www.google.com/maps/place/3M,WOODBURY,MN)	Graph	1	\$64,501.00	\$64,501.00	\$64,501.00
I 5 TECH, INC, 500 BIELENBERG DRIVE, SAINT PAUL, MN (https://www.google.com/maps/place/500%20BIELENBERG%20DRIVE,SAINT%20PAUL,MN)	Graph	1	\$73,500.00	\$73,500.00	\$73,500.00
ITPROFOUND INC, ITPROFOUND INC., WOODBURY, MN (https://www.google.com/maps/place/ITPROFOUND%20INC.,WOODBURY,MN)	Graph	1	\$64,600.00	\$64,600.00	\$64,600.00
NATSOFT CORPORATION, 224 HARTFORD BUILDING, WOODBURY, MN (https://www.google.com/maps/place/224%20HARTFORD%20BUILDING,WOODBURY,MN)	Graph	1	\$69,000.00	\$69,000.00	\$69,000.00
NIXSOL, INC, 500 BIEL ENBERG DRIVE, SAINT PAUL, MN (https://www.google.com/maps/place/500%20BIEL%20ENBERG%20DRIVE,SAINT%20PAUL,MN)	Graph	1	\$78,000.00	\$78,000.00	\$78,000.00
QUALIHI SOFTWARE SOLUTIONS INC., BUILDING 583, WOODBURY, MN (https://www.google.com/maps/place/BUILDING%20583,WOODBURY,MN)	Graph	1	\$65,000.00	\$65,000.00	\$65,000.00
SERVESYS CORPORATION, 500 BIELENBERG DRIVE, WOODBURY, MN (https://www.google.com/maps/place/500%20BIELENBERG%20DRIVE,WOODBURY,MN)	Graph	1	\$65,000.00	\$65,000.00	\$65,000.00
TITAN DATA GROUP, INC, TITAN DATA GROUP, INC 6043 HUDSON ROAD, WOODBURY, MN (https://www.google.com/maps/place/TITAN%20DATA%20GROUP,INC%206043%20HUDSON%20ROAD,WOODBURY,MN)	Graph	1	\$95,000.00	\$95,000.00	\$95,000.00
ACCENTURE LLP, 500 BIELENBERG DR, WOODBURY, MN (https://www.google.com/maps/place/500%20BIELENBERG%20DR,WOODBURY,MN)	Graph	2	\$77,885.50	\$77,771.00	\$77,771.00
Totals	Graph	13	\$72,605.54	\$69,000.00	\$63,000.00

Latitude: 44.92057 Longitude: -92.951987

Employer Name/Worksite Address	Graph	Count	Mean Wage	Median Wage	Lowest Wage	Highest Wage
WIPRO LIMITED, 500, BIELENBERG DR, SAINT PAUL, MN (https://www.google.com/maps/place/500,%20BIELENBERG%20DR,SAINT%20PAUL,MN)	Graph	1	\$65,707.00	\$65,707.00	\$65,707.00	\$65,707.00
Totals	Graph	1	\$65,707.00	\$65,707.00	\$65,707.00	\$65,707.00

Latitude: 44.921076 Longitude: -93.416037

Employer Name/Worksite Address	Graph	Count	Mean Wage	Median Wage	Lowest Wage	Highest Wage
WIPRO LIMITED, 9380, EXCELSIOR BLVD, HOPKINS, MN (https://www.google.com/maps/place/9380,%20EXCELSIOR%20BLVD,HOPKINS,MN)	Graph	1	\$64,522.00	\$64,522.00	\$64,522.00	\$64,522.00
WIPRO LLC, 9350, EXCELSIOR BLVD, HOPKINS, MN (https://www.google.com/maps/place/9350,%20EXCELSIOR%20BLVD,HOPKINS,MN)	Graph	6	\$64,522.00	\$64,522.00	\$64,522.00	\$64,522.00
Totals	Graph	7	\$64,522.00	\$64,522.00	\$64,522.00	\$64,522.00

Latitude: 44.923111 Longitude: -93.324221

Employer Name/Employer Address	Graph	Count	Mean Wage	Median Wage	Lowest Wage	Highest Wage
ECHIDNA, INC, 3509 W 44TH STREET, MINNEAPOLIS, MN (https://www.google.com/maps/place/3509%20W%2044TH%20STREET,MINNEAPOLIS,MN)	Graph	3	\$80,333.33	\$78,000.00	\$78,000.00	\$85,000.00
Totals	Graph	3	\$80,333.33	\$78,000.00	\$78,000.00	\$85,000.00

Employer Name/Worksite Address	Graph	Count	Mean Wage	Median Wage	Lowest Wage	Highest Wage
SAI TECHNOLOGIES LLC, 3509 W 44TH ST., MINNEAPOLIS, MN (https://www.google.com/maps/place/3509%20W%2044TH%20ST,MINNEAPOLIS,MN)	Graph	1	\$64,501.00	\$64,501.00	\$64,501.00	\$64,501.00
ECHIDNA, INC, 3509 W 44TH STREET, MINNEAPOLIS, MN (https://www.google.com/maps/place/3509%20W%2044TH%20STREET,MINNEAPOLIS,MN)	Graph	3	\$80,333.33	\$78,000.00	\$78,000.00	\$85,000.00
Totals	Graph	4	\$76,375.25	\$78,000.00	\$64,501.00	\$85,000.00

Latitude: 44.923114 Longitude: -93.447743

Employer Name/Worksite Address	Graph	Count	Mean Wage	Median Wage	Lowest Wage	Highest Wage
PEOPLNET COMMUNICATIONS CORPORATION, 4400 BAKER ROAD, MINNETONKA, MN (https://www.google.com/maps/place/4400%20BAKER%20ROAD,MINNETONKA,MN)	Graph	2	\$117,500.00	\$115,000.00	\$115,000.00	\$120,000.00
Totals	Graph	2	\$117,500.00	\$115,000.00	\$115,000.00	\$120,000.00

Latitude: 44.923191 Longitude: -93.408954

Employer Name/Worksite Address	Graph	Count	Mean Wage	Median Wage	Lowest Wage	Highest Wage
RANDSTAD TECHNOLOGIES, LLC, 90 S 7TH STREET, MINNEAPOLIS, MN (https://www.google.com/maps/place/90%20S%207TH%20STREET,MINNEAPOLIS,MN)	Graph	1	\$95,000.00	\$95,000.00	\$95,000.00	\$95,000.00
Totals	Graph	1	\$95,000.00	\$95,000.00	\$95,000.00	\$95,000.00

Latitude: 44.923397 Longitude: -92.966248

Employer Name/Employer Address	Graph	Count	Mean Wage	Median Wage	Lowest Wage	Highest Wage
ITPROFOUND INC, 1687 WOODLANE DRIVE, WOODBURY, MN (https://www.google.com/maps/place/1687%20WOODLANE%20DRIVE,WOODBURY,MN)	Graph	12	\$64,237.50	\$65,000.00	\$62,750.00	\$65,000.00

Employer Name/Employer Address	Graph	Count	Mean Wage	Median Wage	Lowest Wage	Highest Wage
ITPROFOUND INC., 1687 WOODLANE DRIVE, WOODBURY, MN (https://www.google.com/maps/place/1687%20WOODLANE%20DRIVE,WOODBURY,MN)	Graph	13	\$74,924.69	\$72,000.00	\$65,000.00	\$92,000.00
Totals	Graph	25	\$69,794.84	\$65,000.00	\$62,750.00	\$92,000.00

Employer Name/Worksite Address	Graph	Count	Mean Wage	Median Wage	Lowest Wage	Highest Wage
ITPROFOUND INC., 1687 WOODLANE DRIVE, WOODBURY, MN (https://www.google.com/maps/place/1687%20WOODLANE%20DRIVE,WOODBURY,MN)	Graph	17	\$70,324.76	\$65,000.00	\$62,750.00	\$92,000.00
Totals	Graph	17	\$70,324.76	\$65,000.00	\$62,750.00	\$92,000.00

Latitude: 44.924562 Longitude: -93.39819

Employer Name/Worksite Address	Graph	Count	Mean Wage	Median Wage	Lowest Wage	Highest Wage
DELOITTE CONSULTING LLP, 9320 EXCELSIOR BOULEVARD, HOPKINS, MN (https://www.google.com/maps/place/9320%20EXCELSIOR%20BOULEVARD,HOPKINS,MN)	Graph	15	\$104,000.00	\$104,000.00	\$104,000.00	\$104,000.00
ARIBA, INC., 9320 EXCELSIOR BLVD, HOPKINS, MN (https://www.google.com/maps/place/9320%20EXCELSIOR%20BLVD,HOPKINS,MN)	Graph	17	\$104,470.59	\$104,000.00	\$104,000.00	\$108,000.00
Totals	Graph	32	\$104,250.00	\$104,000.00	\$104,000.00	\$108,000.00

Latitude: 44.924656 Longitude: -93.3977

Employer Name/Worksite Address	Graph	Count	Mean Wage	Median Wage	Lowest Wage	Highest Wage
TATA CONSULTANCY SERVICES LIMITED, 9380 EXCELSIOR BLVD., HOPKINS, MN (https://www.google.com/maps/place/9380%20EXCELSIOR%20BLVD.,HOPKINS,MN)	Graph	1	\$64,522.00	\$64,522.00	\$64,522.00	\$64,522.00
WIPRO LIMITED, #, 9380 EXCELSIOR BOULEVARD, HOPKINS, MN (https://www.google.com/maps/place/#,%209380%20EXCELSIOR%20BOULEVARD,HOPKINS,MN)	Graph	3	\$64,522.00	\$64,522.00	\$64,522.00	\$64,522.00
WIPRO LIMITED, 9380 EXCELSIOR BLVD, HOPKINS, MN (https://www.google.com/maps/place/9380%20EXCELSIOR%20BLVD,HOPKINS,MN)	Graph	13	\$68,314.38	\$64,522.00	\$60,000.00	\$88,000.00
DELOITTE CONSULTING LLP, 9380 EXCELSIOR BOULEVARD, HOPKINS, MN (https://www.google.com/maps/place/9380%20EXCELSIOR%20BOULEVARD,HOPKINS,MN)	Graph	16	\$97,477.00	\$99,674.00	\$64,522.00	\$99,674.00
Totals	Graph	33	\$81,994.15	\$80,246.00	\$60,000.00	\$99,674.00

Latitude: 44.924707 Longitude: -93.397337

Employer Name/Worksite Address	Graph	Count	Mean Wage	Median Wage	Lowest Wage	Highest Wage
ACCENTURE LLP, 9350 EXCELSIOR CROSSINGS, HOPKINS, MN (https://www.google.com/maps/place/9350%20EXCELSIOR%20CROSSINGS,HOPKINS,MN)	Graph	1	\$91,021.00	\$91,021.00	\$91,021.00	\$91,021.00
LOGIC PLANET CS INC, 9350 EXCELSIOR BLVD, HOPKINS, MN (https://www.google.com/maps/place/9350%20EXCELSIOR%20BLVD,HOPKINS,MN)	Graph	1	\$65,000.00	\$65,000.00	\$65,000.00	\$65,000.00
ACCENTURE LLP, 9350 EXCELSIOR CROSSING, HOPKINS, MN (https://www.google.com/maps/place/9350%20EXCELSIOR%20CROSSING,HOPKINS,MN)	Graph	2	\$78,559.00	\$69,618.00	\$69,618.00	\$87,500.00
VECTRA INFOSYS INC., 9350 EXCELSIOR BLVD., HOPKINS, MN (https://www.google.com/maps/place/9350%20EXCELSIOR%20BLVD.,HOPKINS,MN)	Graph	4	\$74,547.49	\$65,000.00	\$63,189.96	\$90,000.00
ACCENTURE LLP, 9350 EXCELSIOR BLVD, HOPKINS, MN (https://www.google.com/maps/place/9350%20EXCELSIOR%20BLVD,HOPKINS,MN)	Graph	87	\$93,400.36	\$82,000.00	\$55,000.00	\$164,000.00
SPECTRUM LOGIX, INC, 9350 EXCELSIOR BOULEVARD, HOPKINS, MN (https://www.google.com/maps/place/9350%20EXCELSIOR%20BOULEVARD,HOPKINS,MN)	Graph	87	\$78,011.83	\$70,000.00	\$55,869.00	\$144,700.00
Totals	Graph	182	\$85,297.74	\$77,917.00	\$55,000.00	\$164,000.00

Latitude: 44.92473 Longitude: -92.98162

Employer Name/Worksite Address	Graph	Count	Mean Wage	Median Wage	Lowest Wage	Highest Wage
VIRTUSA CORPORATION, 1701 CENTURY CIR, WOODBURY, MN (https://www.google.com/maps/place/1701%20CENTURY%20CIR,WOODBURY,MN)	Graph	1	\$82,000.00	\$82,000.00	\$82,000.00	\$82,000.00
Totals	Graph	1	\$82,000.00	\$82,000.00	\$82,000.00	\$82,000.00

Latitude: 44.924935 Longitude: -93.397132

Employer Name/Worksite Address	Graph	Count	Mean Wage	Median Wage	Lowest Wage	Highest Wage
WIPRO LLC, 9350, EXCELSIOR BLV, HOPKINS, MN (https://www.google.com/maps/place/9350,%20EXCELSIOR%20BLV,HOPKINS,MN)	Graph	6	\$71,541.50	\$65,707.00	\$64,522.00	\$77,771.00
Totals	Graph	6	\$71,541.50	\$65,707.00	\$64,522.00	\$77,771.00

Latitude: 44.925066 Longitude: -93.220069

Employer Name/Worksite Address	Graph	Count	Mean Wage	Median Wage	Lowest Wage	Highest Wage
ECLINICALWORKS, LLC, 3635 E. 43RD STREET, MINNEAPOLIS, MN (https://www.google.com/maps/place/3635%20E.%2043RD%20STREET,MINNEAPOLIS,MN)	Graph	1	\$77,800.00	\$77,800.00	\$77,800.00	\$77,800.00
Totals	Graph	1	\$77,800.00	\$77,800.00	\$77,800.00	\$77,800.00

Latitude: 44.925433 Longitude: -93.409991

Employer Name/Employer Address	Graph	Count	Mean Wage	Median Wage	Lowest Wage	Highest Wage
HOPKINS HEALTH AND WELLNESS CENTER, 15 8TH AVENUE NORTH, HOPKINS, MN (https://www.google.com/maps/place/15%208TH%20AVENUE%20NORTH,HOPKINS,MN)	Graph	1	\$83,200.00	\$83,200.00	\$83,200.00	\$83,200.00
Totals	Graph	1	\$83,200.00	\$83,200.00	\$83,200.00	\$83,200.00

Employer Name/Worksite Address	Graph	Count	Mean Wage	Median Wage	Lowest Wage	Highest Wage
HOPKINS HEALTH AND WELLNESS CENTER, 15 8TH AVENUE NORTH, HOPKINS, MN (https://www.google.com/maps/place/15%208TH%20AVENUE%20NORTH,HOPKINS,MN)	Graph	1	\$83,200.00	\$83,200.00	\$83,200.00	\$83,200.00
Totals	Graph	1	\$83,200.00	\$83,200.00	\$83,200.00	\$83,200.00

Latitude: 44.927158 Longitude: -93.362814

Employer Name/Worksite Address	Graph	Count	Mean Wage	Median Wage	Lowest Wage	Highest Wage
PARK NICOLLET HEALTH SERVICES, 6600 EXCELSIOR BLVD SUITE 151, ST. LOUIS PARK, MN (https://www.google.com/maps/place/6600%20EXCELSIOR%20BLVD%20SUITE%20151,ST.%20LOUIS%20PARK,MN)	Graph	2	\$69,825.60	\$69,825.60	\$69,825.60	\$69,825.60
Totals	Graph	2	\$69,825.60	\$69,825.60	\$69,825.60	\$69,825.60

Latitude: 44.92818 Longitude: -92.955591

Employer Name/Worksite Address	Graph	Count	Mean Wage	Median Wage	Lowest Wage	Highest Wage
ORACLE AMERICA, INC, 7270 GUIDER DRIVE, FLOOR 19, WOODBURY, MN (https://www.google.com/maps/place/7270%20GUIDER%20DRIVE,%20FLOOR%2019,WOODBURY,MN)	Graph	10	\$124,384.00	\$124,384.00	\$124,384.00	\$124,384.00
DIONA (US), INC, 7270 GUIDER DRIVE, WOODBURY, MN (https://www.google.com/maps/place/7270%20GUIDER%20DRIVE,WOODBURY,MN)	Graph	30	\$130,000.00	\$130,000.00	\$130,000.00	\$130,000.00
Totals	Graph	40	\$128,596.00	\$130,000.00	\$124,384.00	\$130,000.00

Latitude: 44.928629 Longitude: -93.459215

Employer Name/Employer Address	Graph	Count	Mean Wage	Median Wage	Lowest Wage	Highest Wage
BANQU, INC., 4100 HEATHERTON PLACE, MINNETONKA, MN (https://www.google.com/maps/place/4100%20HEATHERTON%20PLACE,MINNETONKA,MN)	Graph	1	\$150,000.00	\$150,000.00	\$150,000.00	\$150,000.00
Totals	Graph	1	\$150,000.00	\$150,000.00	\$150,000.00	\$150,000.00

Employer Name/Worksite Address	Graph	Count	Mean Wage	Median Wage	Lowest Wage	Highest Wage
BANQU, INC., 4100 HEATHERTON PLACE, MINNETONKA, MN (https://www.google.com/maps/place/4100%20HEATHERTON%20PLACE,MINNETONKA,MN)	Graph	1	\$150,000.00	\$150,000.00	\$150,000.00	\$150,000.00
Totals	Graph	1	\$150,000.00	\$150,000.00	\$150,000.00	\$150,000.00

Latitude: 44.929114 Longitude: -93.086686

Employer Name/Worksite Address	Graph	Count	Mean Wage	Median Wage	Lowest Wage	Highest Wage
NORC, 556 HALL AVENUE, ST. PAUL, MN (https://www.google.com/maps/place/556%20HALL%20AVENUE,ST.%20PAUL,MN)	Graph	1	\$72,420.00	\$72,420.00	\$72,420.00	\$72,420.00
Totals	Graph	1	\$72,420.00	\$72,420.00	\$72,420.00	\$72,420.00

Latitude: 44.929591 Longitude: -93.077328

Employer Name/Employer Address	Graph	Count	Mean Wage	Median Wage	Lowest Wage	Highest Wage
WEST SIDE COMMUNITY HEALTH SERVICES, 153 CESAR CHAVEZ STREET, ST. PAUL, MN (https://www.google.com/maps/place/153%20CESAR%20CHAVEZ%20STREET,ST.%20PAUL,MN)	Graph	2	\$50,502.40	\$50,003.20	\$50,003.20	\$51,001.60
Totals	Graph	2	\$50,502.40	\$50,003.20	\$50,003.20	\$51,001.60

Employer Name/Worksite Address	Graph	Count	Mean Wage	Median Wage	Lowest Wage	Highest Wage
WEST SIDE COMMUNITY HEALTH SERVICES, 153 CESAR CHAVEZ, ST. PAUL, MN (https://www.google.com/maps/place/153%20CESAR%20CHAVEZ,ST.%20PAUL,MN)	Graph	2	\$50,502.40	\$50,003.20	\$50,003.20	\$51,001.60
Totals	Graph	2	\$50,502.40	\$50,003.20	\$50,003.20	\$51,001.60

Latitude: 44.929924 Longitude: -93.322601

Employer Name/Employer Address	Graph	Count	Mean Wage	Median Wage	Lowest Wage	Highest Wage
GEI SYSTEMS, INC, 4033 ABBOTT AVE SOUTH, MINNEAPOLIS, MN (https://www.google.com/maps/place/4033%20ABBOTT%20AVE%20SOUTH,MINNEAPOLIS,MN)	Graph	1	\$59,842.00	\$59,842.00	\$59,842.00	\$59,842.00
Totals	Graph	1	\$59,842.00	\$59,842.00	\$59,842.00	\$59,842.00

Employer Name/Worksite Address	Graph	Count	Mean Wage	Median Wage	Lowest Wage	Highest Wage
GEI SYSTEMS, INC, 4033 ABBOTT AVE SOUTH, MINNEAPOLIS, MN (https://www.google.com/maps/place/4033%20ABBOTT%20AVE%20SOUTH,MINNEAPOLIS,MN)	Graph	1	\$59,842.00	\$59,842.00	\$59,842.00	\$59,842.00
Totals	Graph	1	\$59,842.00	\$59,842.00	\$59,842.00	\$59,842.00

Latitude: 44.930683 Longitude: -93.448271

Employer Name/Worksite Address	Graph	Count	Mean Wage	Median Wage	Lowest Wage	Highest Wage
--------------------------------	-------	-------	-----------	-------------	-------------	--------------

Employer Name/Worksite Address	Graph	Count	Mean Wage	Median Wage	Lowest Wage	Highest Wage
MES AMIS FRENCH SCHOOL L.L.C., 13207 LAKE STREET EXTENSION, MINNETONKA, MN (https://www.google.com/maps/place/13207%20LAKE%20STREET%20EXTENSION,MINNETONKA,MN)	Graph	1	\$29,120.00	\$29,120.00	\$29,120.00	\$29,120.00
Totals	Graph	1	\$29,120.00	\$29,120.00	\$29,120.00	\$29,120.00

Latitude: 44.931034 Longitude: -93.079556

Employer Name/Worksite Address	Graph	Count	Mean Wage	Median Wage	Lowest Wage	Highest Wage
AMERICAN INSTITUTE OF TECHNICAL EDUCATION, 220 ROBERT STREET S, SAINT PAUL, MN (https://www.google.com/maps/place/220%20ROBERT%20STREET%20S,SAINT%20PAUL,MN)	Graph	1	\$65,520.00	\$65,520.00	\$65,520.00	\$65,520.00
Totals	Graph	1	\$65,520.00	\$65,520.00	\$65,520.00	\$65,520.00

Latitude: 44.931865 Longitude: -93.121674

Employer Name/Worksite Address	Graph	Count	Mean Wage	Median Wage	Lowest Wage	Highest Wage
ALINDUS, INC., 370 NORTH WABASHA STREET, ST PAUL, MN (https://www.google.com/maps/place/370%20NORTH%20WABASHA%20STREET,ST%20PAUL,MN)	Graph	1	\$68,640.00	\$68,640.00	\$68,640.00	\$68,640.00
GALLEGA SOFTWARE SOLUTIONS INC, 370 WASBASH STREET NORTH, ST. PAUL, MN (https://www.google.com/maps/place/370%20WASBASH%20STREET%20NORTH,ST.%20PAUL,MN)	Graph	1	\$83,000.00	\$83,000.00	\$83,000.00	\$83,000.00
GENIUS MINDS LLC, 370 WABASHA STREET NORTH-EGCC 01, ST. PAUL, MN (https://www.google.com/maps/place/370%20WABASHA%20STREET%20NORTH-EGCC%2001,ST.%20PAUL,MN)	Graph	1	\$65,000.00	\$65,000.00	\$65,000.00	\$65,000.00
HEALTHEAST MEDICAL RESEARCH INSTITUTE, ST. JOSEPH'S HOSPITAL, ST. PAUL, MN (https://www.google.com/maps/place/ST.%20JOSEPH'S%20HOSPITAL,ST.%20PAUL,MN)	Graph	1	\$216,590.00	\$216,590.00	\$216,590.00	\$216,590.00
TITAN DATA GROUP, INC, 370 NORTH WABASHA STREET, ST. PAUL, MN (https://www.google.com/maps/place/370%20NORTH%20WABASHA%20STREET,ST.%20PAUL,MN)	Graph	1	\$100,000.00	\$100,000.00	\$100,000.00	\$100,000.00
LARSEN & TOUBRO INFOTECH LIMITED, TRAVELERS INSURANCE, SAINT PAUL, MN (https://www.google.com/maps/place/TRAVELERS%20INSURANCE,SAINT%20PAUL,MN)	Graph	4	\$72,892.50	\$64,632.00	\$64,032.00	\$91,830.00
Totals	Graph	9	\$91,644.44	\$71,076.00	\$64,032.00	\$216,590.00

Latitude: 44.932165 Longitude: -92.964501

Employer Name/Employer Address	Graph	Count	Mean Wage	Median Wage	Lowest Wage	Highest Wage
ROBERT MARK, INC., 1063 WEIR DRIVE, WOODBURY, MN (https://www.google.com/maps/place/1063%20WEIR%20DRIVE,WOODBURY,MN)	Graph	2	\$96,900.00	\$89,300.00	\$89,300.00	\$104,500.00
Totals	Graph	2	\$96,900.00	\$89,300.00	\$89,300.00	\$104,500.00

Employer Name/Worksite Address	Graph	Count	Mean Wage	Median Wage	Lowest Wage	Highest Wage
ROBERT MARK, INC., 1063 WEIR DRIVE, WOODBURY, MN (https://www.google.com/maps/place/1063%20WEIR%20DRIVE,WOODBURY,MN)	Graph	2	\$96,900.00	\$89,300.00	\$89,300.00	\$104,500.00
Totals	Graph	2	\$96,900.00	\$89,300.00	\$89,300.00	\$104,500.00

Latitude: 44.932656 Longitude: -93.393368

Employer Name/Worksite Address	Graph	Count	Mean Wage	Median Wage	Lowest Wage	Highest Wage
CYMA SYSTEMS INC, 421 VAN BUREN AVENUE NORTH, HOPKINS, MN (https://www.google.com/maps/place/421%20VAN%20BUREN%20AVENUE%20NORTH,HOPKINS,MN)	Graph	2	\$60,000.00	\$60,000.00	\$60,000.00	\$60,000.00
Totals	Graph	2	\$60,000.00	\$60,000.00	\$60,000.00	\$60,000.00

Latitude: 44.934422 Longitude: -93.468793

Employer Name/Worksite Address	Graph	Count	Mean Wage	Median Wage	Lowest Wage	Highest Wage
ST. JUDE MEDICAL CARDIOLOGY DIVISION, 14901 DEVEAU PLACE, MINNETONKA, MN (https://www.google.com/maps/place/14901%20DEVEAU%20PLACE,MINNETONKA,MN)	Graph	27	\$95,343.93	\$94,786.00	\$76,336.14	\$115,647.72
Totals	Graph	27	\$95,343.93	\$94,786.00	\$76,336.14	\$115,647.72

Latitude: 44.934596 Longitude: -93.168164

Employer Name/Worksite Address	Graph	Count	Mean Wage	Median Wage	Lowest Wage	Highest Wage
M. A. MORTENSON COMPANY, 700 MEADOW LANE NORTH, MINNEAPOLIS, MN (https://www.google.com/maps/place/700%20MEADOW%20LANE%20NORTH,MINNEAPOLIS,MN)	Graph	1	\$68,800.00	\$68,800.00	\$68,800.00	\$68,800.00
UNIVERSITY OF ST. THOMAS, 2115 SUMMIT AVENUE, ST. PAUL, MN (https://www.google.com/maps/place/2115%20SUMMIT%20AVENUE,ST.%20PAUL,MN)	Graph	1	\$83,000.00	\$83,000.00	\$83,000.00	\$83,000.00
Totals	Graph	2	\$75,900.00	\$68,800.00	\$68,800.00	\$83,000.00

Latitude: 44.934929 Longitude: -92.954418

Employer Name/Worksite Address	Graph	Count	Mean Wage	Median Wage	Lowest Wage	Highest Wage
SKILLSIGHT INC., 500 BIELENBERG DR, WOODYBURY, MN (https://www.google.com/maps/place/500%20BIELENBERG%20DR,WOODYBURY,MN)	Graph	1	\$65,000.00	\$65,000.00	\$65,000.00	\$65,000.00
APRICOT TECHNOLOGIES LLC., 500 BIELENBERG DR, ST PAUL, MN (https://www.google.com/maps/place/500%20BIELENBERG%20DR,ST%20PAUL,MN)	Graph	3	\$64,609.00	\$65,000.00	\$60,000.00	\$68,827.00
WIPRO LIMITED, 500 BIELENBERG DR, SAINT PAUL, MN (https://www.google.com/maps/place/500%20BIELENBERG%20DR,SAINT%20PAUL,MN)	Graph	11	\$73,208.45	\$77,771.00	\$64,522.00	\$78,707.00
SKILLSIGHT INC., 500 BIELENBERG DRIVE, WOODBURY, MN (https://www.google.com/maps/place/500%20BIELENBERG%20DRIVE,WOODBURY,MN)	Graph	23	\$86,053.91	\$88,462.00	\$55,000.00	\$88,462.00
ACCENTURE LLP, 500 BIELENBERG DR, WOODBURY, MN (https://www.google.com/maps/place/500%20BIELENBERG%20DR,WOODBURY,MN)	Graph	44	\$79,709.27	\$78,750.00	\$64,522.00	\$117,042.00
Totals	Graph	82	\$79,884.98	\$78,750.00	\$55,000.00	\$117,042.00

Latitude: 44.935137 Longitude: -92.95442

Employer Name/Worksite Address	Graph	Count	Mean Wage	Median Wage	Lowest Wage	Highest Wage
DEXTER SYSTEMS,INC., 576 BIELENBERG DR, SUITE #180, WOODBURY, MN (https://www.google.com/maps/place/576%20BIELENBERG%20DR,%20SUITE%20#180,WOODBURY,MN)	Graph	1	\$63,000.00	\$63,000.00	\$63,000.00	\$63,000.00
MARLABS, INC., 576 BIELENBERG DRIVE, SUITE 180, WOODBURY, MN (https://www.google.com/maps/place/576%20BIELENBERG%20DRIVE,%20SUITE%20180,WOODBURY,MN)	Graph	1	\$68,600.00	\$68,600.00	\$68,600.00	\$68,600.00
TECHLAND INC, 576 BIELENBERG DRIVE, WOODBURY, MN (https://www.google.com/maps/place/576%20BIELENBERG%20DRIVE,WOODBURY,MN)	Graph	4	\$75,434.50	\$77,771.00	\$65,010.00	\$80,000.00
Totals	Graph	6	\$72,223.00	\$68,600.00	\$63,000.00	\$80,000.00

Latitude: 44.935275 Longitude: -92.954289

Employer Name/Worksite Address	Graph	Count	Mean Wage	Median Wage	Lowest Wage	Highest Wage
E-BUSINESS INTERNATIONAL INC., 731 BIELENBERG DRIVE, WOODBURY, MN (https://www.google.com/maps/place/731%20BIELENBERG%20DRIVE,WOODBURY,MN)	Graph	1	\$94,000.00	\$94,000.00	\$94,000.00	\$94,000.00
Totals	Graph	1	\$94,000.00	\$94,000.00	\$94,000.00	\$94,000.00

Latitude: 44.935764 Longitude: -93.471483

Employer Name/Worksite Address	Graph	Count	Mean Wage	Median Wage	Lowest Wage	Highest Wage
YASH TECHNOLOGIES, INC., 14900 MINNETONKA INDUSTRIAL RD., MINNETONKA, MN (https://www.google.com/maps/place/14900%20MINNETONKA%20INDUSTRIAL%20RD.,MINNETONKA,MN)	Graph	1	\$78,957.00	\$78,957.00	\$78,957.00	\$78,957.00
ASTER LOGIC INC., 14900 MINNETONKA INDUSTRIAL ROAD, MINNETONKA, MN (https://www.google.com/maps/place/14900%20MINNETONKA%20INDUSTRIAL%20ROAD,MINNETONKA,MN)	Graph	3	\$72,833.67	\$74,000.00	\$64,501.00	\$80,000.00
CAPGEMINI AMERICA INC, 14900 MINNETONKA INDUSTRIAL RD, MINNETONKA, MN (https://www.google.com/maps/place/14900%20MINNETONKA%20INDUSTRIAL%20RD,MINNETONKA,MN)	Graph	50	\$83,392.00	\$79,000.00	\$64,600.00	\$104,300.00
Totals	Graph	54	\$82,723.30	\$78,957.00	\$64,501.00	\$104,300.00

Latitude: 44.936569 Longitude: -95.056536

Employer Name/Worksite Address	Graph	Count	Mean Wage	Median Wage	Lowest Wage	Highest Wage
CARESOFT GLOBAL, INC., 260 30TH AVENUE SE, BENSON, MN (https://www.google.com/maps/place/260%2030TH%20AVENUE%20SE,BENSON,MN)	Graph	1	\$64,650.00	\$64,650.00	\$64,650.00	\$64,650.00
Totals	Graph	1	\$64,650.00	\$64,650.00	\$64,650.00	\$64,650.00

Latitude: 44.936584 Longitude: -93.227761

Employer Name/Worksite Address	Graph	Count	Mean Wage	Median Wage	Lowest Wage	Highest Wage
PESTICIDE ACTION NETWORK NORTH AMERICA, 3438 SNELLING AVENUE UPPER LEVEL, MINNEAPOLIS, MN (https://www.google.com/maps/place/3438%20SNELLING%20AVENUE%20UPPER%20LEVEL,MINNEAPOLIS,MN)	Graph	1	\$53,872.00	\$53,872.00	\$53,872.00	\$53,872.00
Totals	Graph	1	\$53,872.00	\$53,872.00	\$53,872.00	\$53,872.00

Latitude: 44.936658 Longitude: -92.954298

Employer Name/Worksite Address	Graph	Count	Mean Wage	Median Wage	Lowest Wage	Highest Wage
CAPRUS IT INC, 583 BIELENBERG DR, WOODBURY, MN (https://www.google.com/maps/place/583%20BIELENBERG%20DR,WOODBURY,MN)	Graph	1	\$108,264.00	\$108,264.00	\$108,264.00	\$108,264.00
Totals	Graph	1	\$108,264.00	\$108,264.00	\$108,264.00	\$108,264.00

Latitude: 44.936682 Longitude: -93.369505

Employer Name/Worksite Address	Graph	Count	Mean Wage	Median Wage	Lowest Wage	Highest Wage
CARDINAL GLASS INDUSTRIES, INC., 7201 WEST LAKE STREET, MINNEAPOLIS, MN (https://www.google.com/maps/place/7201%20WEST%20LAKE%20STREET,MINNEAPOLIS,MN)	Graph	2	\$120,000.00	\$120,000.00	\$120,000.00	\$120,000.00
Totals	Graph	2	\$120,000.00	\$120,000.00	\$120,000.00	\$120,000.00

Latitude: 44.937051 Longitude: -93.333487

Employer Name/Employer Address	Graph	Count	Mean Wage	Median Wage	Lowest Wage	Highest Wage
LIFE MEDICAL, P.A., 4201 EXCELSIOR BLVD, ST. LOUIS PARK, MN (https://www.google.com/maps/place/4201%20EXCELSIOR%20BLVD,ST.%20LOUIS%20PARK,MN)	Graph	1	\$75,920.00	\$75,920.00	\$75,920.00	\$75,920.00
Totals	Graph	1	\$75,920.00	\$75,920.00	\$75,920.00	\$75,920.00

Employer Name/Worksite Address	Graph	Count	Mean Wage	Median Wage	Lowest Wage	Highest Wage
LIFE MEDICAL, P.A., 4201 EXCELSIOR BLVD, ST. LOUIS PARK, MN (https://www.google.com/maps/place/4201%20EXCELSIOR%20BLVD,ST.%20LOUIS%20PARK,MN)	Graph	1	\$75,920.00	\$75,920.00	\$75,920.00	\$75,920.00
Totals	Graph	1	\$75,920.00	\$75,920.00	\$75,920.00	\$75,920.00

Latitude: 44.937937 Longitude: -93.009375

Employer Name/Worksite Address	Graph	Count	Mean Wage	Median Wage	Lowest Wage	Highest Wage
ALLEGIANCE TECHNOLOGIES LLC, 224 3M ROAD, MAPLEWOOD, MN (https://www.google.com/maps/place/224%203M%20ROAD,MAPLEWOOD,MN)	Graph	1	\$78,957.00	\$78,957.00	\$78,957.00	\$78,957.00
ICON TECHNOLOGIES, INC., 3M CAMPUS, SAINT PAUL, MN (https://www.google.com/maps/place/3M%20CAMPUS,SAINT%20PAUL,MN)	Graph	1	\$70,500.00	\$70,500.00	\$70,500.00	\$70,500.00
YOTTA SYSTEMS, INC., 275 AVENUE NORTH, MAPLEWOOD, MN (https://www.google.com/maps/place/275%20AVENUE%20NORTH,MAPLEWOOD,MN)	Graph	1	\$64,550.00	\$64,550.00	\$64,550.00	\$64,550.00
LARSEN & TOUBRO INFOTECH LIMITED, 385 WASHINGTON STREET, SAINT PAUL&NBSP;, MN (https://www.google.com/maps/place/385%20WASHINGTON%20STREET,SAINT%20PAUL%26NBSP;,MN)	Graph	2	\$71,514.00	\$71,160.00	\$71,160.00	\$71,868.00
RAYVEN IT SOLUTIONS LLC, 3M CENTER BUILDING 216, MAPLEWOOD, MN (https://www.google.com/maps/place/3M%20CENTER%20BUILDING%20216,MAPLEWOOD,MN)	Graph	2	\$60,000.00	\$60,000.00	\$60,000.00	\$60,000.00
Totals	Graph	7	\$68,147.86	\$70,500.00	\$60,000.00	\$78,957.00

Latitude: 44.938116 Longitude: -93.082287

Employer Name/Employer Address	Graph	Count	Mean Wage	Median Wage	Lowest Wage	Highest Wage
AMERICAN INSTITUTE OF TECHNICAL EDUCATION, 220 ROBERT STREET S, SAINT PAUL, MN (https://www.google.com/maps/place/220%20ROBERT%20STREET%20S,SAINT%20PAUL,MN)	Graph	1	\$65,520.00	\$65,520.00	\$65,520.00	\$65,520.00
SHIPRA BHANSALI, 220 S ROBERT ST #101, SAINT PAUL, MN (https://www.google.com/maps/place/220%20S%20ROBERT%20ST%20#101,SAINT%20PAUL,MN)	Graph	2	\$65,520.00	\$65,520.00	\$65,520.00	\$65,520.00
Totals	Graph	3	\$65,520.00	\$65,520.00	\$65,520.00	\$65,520.00

Employer Name/Worksite Address	Graph	Count	Mean Wage	Median Wage	Lowest Wage	Highest Wage
SHIPRA BHANSALI, 220 S ROBERT ST #101, SAINT PAUL, MN (https://www.google.com/maps/place/220%20S%20ROBERT%20ST%20#101,SAINT%20PAUL,MN)	Graph	2	\$65,520.00	\$65,520.00	\$65,520.00	\$65,520.00
Totals	Graph	2	\$65,520.00	\$65,520.00	\$65,520.00	\$65,520.00

Latitude: 44.938233 Longitude: -93.075292

Employer Name/Worksite Address	Graph	Count	Mean Wage	Median Wage	Lowest Wage	Highest Wage
AMERICAN TECHNOLOGY CONSULTING, LLC, 251 W. LAFAYETTE FRONTAGE RD., ST. PAUL, MN (https://www.google.com/maps/place/251%20W.%20LAFAYETTE%20FRONTAGE%20RD.,ST.%20PAUL,MN)	Graph	1	\$79,000.00	\$79,000.00	\$79,000.00	\$79,000.00
Totals	Graph	1	\$79,000.00	\$79,000.00	\$79,000.00	\$79,000.00

Latitude: 44.939904 Longitude: -93.482731

Employer Name/Employer Address	Graph	Count	Mean Wage	Median Wage	Lowest Wage	Highest Wage
SLEEPY TIGERS CHINESE IMMERSION LEARNING CENTER, INC., 16023 MINNETONKA BOULEVARD, MINNETONKA, MN (https://www.google.com/maps/place/16023%20MINNETONKA%20BOULEVARD,MINNETONKA,MN)	Graph	2	\$34,000.00	\$34,000.00	\$34,000.00	\$34,000.00
Totals	Graph	2	\$34,000.00	\$34,000.00	\$34,000.00	\$34,000.00

Employer Name/Worksite Address	Graph	Count	Mean Wage	Median Wage	Lowest Wage	Highest Wage
SLEEPY TIGERS CHINESE IMMERSION LEARNING CENTER, INC., 16023 MINNETONKA BOULEVARD, MINNETONKA, MN (https://www.google.com/maps/place/16023%20MINNETONKA%20BOULEVARD,MINNETONKA,MN)	Graph	2	\$34,000.00	\$34,000.00	\$34,000.00	\$34,000.00
Totals	Graph	2	\$34,000.00	\$34,000.00	\$34,000.00	\$34,000.00

Latitude: 44.93993 Longitude: -93.292064

Employer Name/Worksite Address	Graph	Count	Mean Wage	Median Wage	Lowest Wage	Highest Wage
AVANT SYSTEMS, INC., 2650 WELLS FARGO, MINNEAPOLIS, MN (https://www.google.com/maps/place/2650%20WELLS%20FARGO,MINNEAPOLIS,MN)	Graph	1	\$73,424.00	\$73,424.00	\$73,424.00	\$73,424.00
DPA INFOTECH INC., 2650 WELLS FARGO WAY FLOOR 01, MINNEAPOLIS, MN (https://www.google.com/maps/place/2650%20WELLS%20FARGO%20WAY%20FLOOR%2001,MINNEAPOLIS,MN)	Graph	1	\$72,600.00	\$72,600.00	\$72,600.00	\$72,600.00
TECHNOSOFT GROUP INC, 650 WELLS FARGO WAY, MINNEAPOLIS, MN (https://www.google.com/maps/place/650%20WELLS%20FARGO%20WAY,MINNEAPOLIS,MN)	Graph	2	\$71,190.00	\$64,600.00	\$64,600.00	\$77,780.00
AVANT SYSTEMS INC, 2650 WELLS FARGO WAY, MINNEAPOLIS, MN (https://www.google.com/maps/place/2650%20WELLS%20FARGO%20WAY,MINNEAPOLIS,MN)	Graph	4	\$72,157.50	\$74,250.00	\$60,750.00	\$78,600.00
Totals	Graph	8	\$72,129.25	\$73,424.00	\$60,750.00	\$78,600.00

Latitude: 44.9401 Longitude: -93.080919

Employer Name/Worksite Address	Graph	Count	Mean Wage	Median Wage	Lowest Wage	Highest Wage
DELOITTE CONSULTING LLP, 139 EVA STREET, SAINT PAUL, MN (https://www.google.com/maps/place/139%20EVA%20STREET,SAINT%20PAUL,MN)	Graph	15	\$128,000.00	\$128,000.00	\$128,000.00	\$128,000.00
Totals	Graph	15	\$128,000.00	\$128,000.00	\$128,000.00	\$128,000.00

Latitude: 44.94022 Longitude: -93.074447

Employer Name/Worksite Address	Graph	Count	Mean Wage	Median Wage	Lowest Wage	Highest Wage
CYBERTHINK INC, 345 PLATO BOULEVARD, SAINT PAUL, MN (https://www.google.com/maps/place/345%20PLATO%20BOULEVARD,SAINT%20PAUL,MN)	Graph	1	\$78,000.00	\$78,000.00	\$78,000.00	\$78,000.00
MAGNA INFOTECH, LTD., 345 PLATO BLVD., ST. PAUL, MN (https://www.google.com/maps/place/345%20PLATO%20BLVD.,ST.%20PAUL,MN)	Graph	1	\$95,000.00	\$95,000.00	\$95,000.00	\$95,000.00
SYNERGY TECHNOLOGIES, LLC., 345 PLATO BLVD, ST PAUL, MN (https://www.google.com/maps/place/345%20PLATO%20BLVD,ST%20PAUL,MN)	Graph	1	\$78,000.00	\$78,000.00	\$78,000.00	\$78,000.00
Totals	Graph	3	\$83,666.67	\$78,000.00	\$78,000.00	\$95,000.00

Latitude: 44.940366 Longitude: -93.295757

Employer Name/Worksite Address	Graph	Count	Mean Wage	Median Wage	Lowest Wage	Highest Wage
IBM CORPORATION, 3453 FREMONT AVE S, MINNEAPOLIS, MN (https://www.google.com/maps/place/3453%20FREMONT%20AVE%20S,MINNEAPOLIS,MN)	Graph	1	\$113,838.00	\$113,838.00	\$113,838.00	\$113,838.00
Totals	Graph	1	\$113,838.00	\$113,838.00	\$113,838.00	\$113,838.00

Latitude: 44.940672 Longitude: -93.502256

Employer Name/Worksite Address	Graph	Count	Mean Wage	Median Wage	Lowest Wage	Highest Wage
MINNETONKA PUBLIC SCHOOLS, 5621 COUNTY ROAD 101, MINNETONKA, MN (https://www.google.com/maps/place/5621%20COUNTY%20ROAD%20101,MINNETONKA,MN)	Graph	8	\$40,397.00	\$40,397.00	\$40,397.00	\$40,397.00
Totals	Graph	8	\$40,397.00	\$40,397.00	\$40,397.00	\$40,397.00

Employer Name/Worksite Address	Graph	Count	Mean Wage	Median Wage	Lowest Wage	Highest Wage
MINNETONKA PUBLIC SCHOOLS, 5621 COUNTY ROAD 101, MINNETONKA, MN (https://www.google.com/maps/place/5621%20COUNTY%20ROAD%20101,MINNETONKA,MN)	Graph	7	\$40,397.00	\$40,397.00	\$40,397.00	\$40,397.00
Totals	Graph	7	\$40,397.00	\$40,397.00	\$40,397.00	\$40,397.00

Latitude: 44.940718 Longitude: -95.191911

Employer Name/Employer Address	Graph	Count	Mean Wage	Median Wage	Lowest Wage	Highest Wage
POWER SYSTEM ENGINEERING INC., 609 3RD STREET, PRINSBURG, MN (https://www.google.com/maps/place/609%203RD%20STREET,PRINSBURG,MN)	Graph	1	\$64,626.00	\$64,626.00	\$64,626.00	\$64,626.00
Totals	Graph	1	\$64,626.00	\$64,626.00	\$64,626.00	\$64,626.00

Employer Name/Worksite Address	Graph	Count	Mean Wage	Median Wage	Lowest Wage	Highest Wage
POWER SYSTEM ENGINEERING INC., 609 3RD STREET, PRINSBURG, MN (https://www.google.com/maps/place/609%203RD%20STREET,PRINSBURG,MN)	Graph	1	\$64,626.00	\$64,626.00	\$64,626.00	\$64,626.00
Totals	Graph	1	\$64,626.00	\$64,626.00	\$64,626.00	\$64,626.00

Latitude: 44.941727 Longitude: -93.188169

Employer Name/Employer Address	Graph	Count	Mean Wage	Median Wage	Lowest Wage	Highest Wage
UNIVERSITY OF ST. THOMAS, 2115 SUMMIT AVENUE, ST. PAUL, MN (https://www.google.com/maps/place/2115%20SUMMIT%20AVENUE,ST.%20PAUL,MN)	Graph	7	\$79,425.89	\$83,000.00	\$61,016.00	\$90,000.00
Totals	Graph	7	\$79,425.89	\$83,000.00	\$61,016.00	\$90,000.00

Employer Name/Worksite Address	Graph	Count	Mean Wage	Median Wage	Lowest Wage	Highest Wage
UNIVERSITY OF ST. THOMAS, 2115 SUMMIT AVENUE, ST PAUL, MN (https://www.google.com/maps/place/2115%20SUMMIT%20AVENUE,ST.%20PAUL,MN)	Graph	1	\$86,944.00	\$86,944.00	\$86,944.00	\$86,944.00
UNIVERSITY OF ST. THOMAS, 2115 SUMMIT AVENUE, ST. PAUL, MN (https://www.google.com/maps/place/2115%20SUMMIT%20AVENUE,ST.%20PAUL,MN)	Graph	5	\$77,207.44	\$79,747.20	\$61,016.00	\$90,000.00
Totals	Graph	6	\$78,830.20	\$79,747.20	\$61,016.00	\$90,000.00

Latitude: 44.942449 Longitude: -93.084255

Employer Name/Worksite Address	Graph	Count	Mean Wage	Median Wage	Lowest Wage	Highest Wage
GENOME INTERNATIONAL CORPORATION, 10 RIVER PARK PLAZA, ST. PAUL, MN (https://www.google.com/maps/place/10%20RIVER%20PARK%20PLAZA,ST.%20PAUL,MN)	Graph	1	\$73,400.00	\$73,400.00	\$73,400.00	\$73,400.00
KBR GLOBAL IT SOLUTIONS, LLC, 10 RIVER PARK PLAZA, SAINT PAUL, MN (https://www.google.com/maps/place/10%20RIVER%20PARK%20PLAZA,SAINT%20PAUL,MN)	Graph	1	\$80,000.00	\$80,000.00	\$80,000.00	\$80,000.00
Totals	Graph	2	\$76,700.00	\$73,400.00	\$73,400.00	\$80,000.00

Latitude: 44.942951 Longitude: -93.114479

Employer Name/Worksite Address	Graph	Count	Mean Wage	Median Wage	Lowest Wage	Highest Wage
OCTAHEDRON LLC, 1 ECOLAB PLACE, ST PAUL, MN (https://www.google.com/maps/place/1%20ECOLAB%20PLACE,ST.%20PAUL,MN)	Graph	1	\$79,000.00	\$79,000.00	\$79,000.00	\$79,000.00
ECOLAB USA INC., 1 ECOLAB PLACE, ST. PAUL, MN (https://www.google.com/maps/place/1%20ECOLAB%20PLACE,ST.%20PAUL,MN)	Graph	11	\$110,361.82	\$110,000.00	\$101,460.00	\$122,430.00
ECOLAB INC, 1 ECOLAB PLACE, SAINT PAUL, MN (https://www.google.com/maps/place/1%20ECOLAB%20PLACE,SAINT%20PAUL,MN)	Graph	30	\$97,883.77	\$105,000.00	\$70,000.00	\$132,500.00
Totals	Graph	42	\$100,702.21	\$105,000.00	\$70,000.00	\$132,500.00

Latitude: 44.943752 Longitude: -93.113756

Employer Name/Worksite Address	Graph	Count	Mean Wage	Median Wage	Lowest Wage	Highest Wage
--------------------------------	-------	-------	-----------	-------------	-------------	--------------

Employer Name/Worksite Address	Graph	Count	Mean Wage	Median Wage	Lowest Wage	Highest Wage
MINNESOTA EPILEPSY GROUP, P.A., 333 SMITH AVE, ST. PAUL, MN (https://www.google.com/maps/place/333%20SMITH%20AVE,ST.%20PAUL,MN)	Graph	1	\$250,000.00	\$250,000.00	\$250,000.00	\$250,000.00
Totals	Graph	1	\$250,000.00	\$250,000.00	\$250,000.00	\$250,000.00

Latitude: 44.943753 Longitude: -93.082644

Employer Name/Worksite Address	Graph	Count	Mean Wage	Median Wage	Lowest Wage	Highest Wage
FAST ENTERPRISES LLC, 600 NORTH ROBERT STREET, ST. PAUL, MN (https://www.google.com/maps/place/600%20NORTH%20ROBERT%20STREET,ST.%20PAUL,MN)	Graph	1	\$78,000.00	\$78,000.00	\$78,000.00	\$78,000.00
Totals	Graph	1	\$78,000.00	\$78,000.00	\$78,000.00	\$78,000.00

Latitude: 44.944111 Longitude: -93.096152

Employer Name/Worksite Address	Graph	Count	Mean Wage	Median Wage	Lowest Wage	Highest Wage
QWEST CORPORATION, 70 W 4TH ST, SAINT PAUL, MN (https://www.google.com/maps/place/70%20W%204TH%20ST,SAINT%20PAUL,MN)	Graph	1	\$117,748.80	\$117,748.80	\$117,748.80	\$117,748.80
SOFTPATH TECHNOLOGIES, LLC, 70 WEST 4TH&NBSP;STREET,, SAINT PAUL, MN (https://www.google.com/maps/place/70%20WEST%204TH%26NBSP;STREET,,SAINT%20PAUL,MN)	Graph	1	\$77,800.00	\$77,800.00	\$77,800.00	\$77,800.00
Totals	Graph	2	\$97,774.40	\$77,800.00	\$77,800.00	\$117,748.80

Latitude: 44.94456 Longitude: -93.09456

Employer Name/Worksite Address	Graph	Count	Mean Wage	Median Wage	Lowest Wage	Highest Wage
DITECH FINANCIAL LLC, 380 ST. PETER STREET, ST. PAUL, MN (https://www.google.com/maps/place/380%20ST.%20PETER%20STREET,ST.%20PAUL,MN)	Graph	1	\$64,501.00	\$64,501.00	\$64,501.00	\$64,501.00
TATA CONSULTANCY SERVICES LIMITED, 380 SAINT PETER ST, SAINT PAUL, MN (https://www.google.com/maps/place/380%20SAINT%20PETER%20ST,SAINT%20PAUL,MN)	Graph	2	\$64,628.50	\$60,700.00	\$60,700.00	\$68,557.00
TATA CONSULTANCY SERVICES LIMITED, 380 SAINT PETER STREET, SAINT PAUL, MN (https://www.google.com/maps/place/380%20SAINT%20PETER%20STREET,SAINT%20PAUL,MN)	Graph	3	\$79,173.67	\$68,557.00	\$60,700.00	\$108,264.00
Totals	Graph	6	\$71,879.83	\$64,501.00	\$60,700.00	\$108,264.00

Latitude: 44.94456 Longitude: -92.990474

Employer Name/Worksite Address	Graph	Count	Mean Wage	Median Wage	Lowest Wage	Highest Wage
SPHERE SOLUTIONS, INC., 3M CENTER, MAPLEWOOD, MN (https://www.google.com/maps/place/3M%20CENTER,MAPLEWOOD,MN)	Graph	2	\$80,458.50	\$77,917.00	\$77,917.00	\$83,000.00
Totals	Graph	2	\$80,458.50	\$77,917.00	\$77,917.00	\$83,000.00

Latitude: 44.944616 Longitude: -93.095167

Employer Name/Worksite Address	Graph	Count	Mean Wage	Median Wage	Lowest Wage	Highest Wage
COGNIZANT TECHNOLOGY SOLUTIONS U.S. CORPORATION, 345 ST. PETER ST, SAINT PAUL, MN (https://www.google.com/maps/place/345%20ST.%20PETER%20ST,SAINT%20PAUL,MN)	Graph	1	\$60,000.00	\$60,000.00	\$60,000.00	\$60,000.00
Totals	Graph	1	\$60,000.00	\$60,000.00	\$60,000.00	\$60,000.00

Latitude: 44.944891 Longitude: -93.203447

Employer Name/Employer Address	Graph	Count	Mean Wage	Median Wage	Lowest Wage	Highest Wage
MINNEHAHA ACADEMY, 3100 W RIVER PARKWAY, MINNEAPOLIS, MN (https://www.google.com/maps/place/3100%20W%20RIVER%20PARKWAY,MINNEAPOLIS,MN)	Graph	1	\$58,198.40	\$58,198.40	\$58,198.40	\$58,198.40
Totals	Graph	1	\$58,198.40	\$58,198.40	\$58,198.40	\$58,198.40

Employer Name/Worksite Address	Graph	Count	Mean Wage	Median Wage	Lowest Wage	Highest Wage
MINNEHAHA ACADEMY, 3100 W RIVER PARKWAY, MINNEAPOLIS, MN (https://www.google.com/maps/place/3100%20W%20RIVER%20PARKWAY,MINNEAPOLIS,MN)	Graph	1	\$58,198.40	\$58,198.40	\$58,198.40	\$58,198.40
Totals	Graph	1	\$58,198.40	\$58,198.40	\$58,198.40	\$58,198.40

Latitude: 44.94492 Longitude: -93.343097

Employer Name/Employer Address	Graph	Count	Mean Wage	Median Wage	Lowest Wage	Highest Wage
NORTHLAND ALUMINUM PRODUCTS, INC., 5005 COUNTY ROAD 25, ST. LOUIS PARK, MN (https://www.google.com/maps/place/5005%20COUNTY%20ROAD%2025,ST.%20LOUIS%20PARK,MN)	Graph	1	\$80,000.44	\$80,000.44	\$80,000.44	\$80,000.44
Totals	Graph	1	\$80,000.44	\$80,000.44	\$80,000.44	\$80,000.44

Employer Name/Worksite Address	Graph	Count	Mean Wage	Median Wage	Lowest Wage	Highest Wage
NORTHLAND ALUMINUM PRODUCTS, INC., 5005 COUNTY ROAD 25, ST. LOUIS PARK, MN (https://www.google.com/maps/place/5005%20COUNTY%20ROAD%2025,ST.%20LOUIS%20PARK,MN)	Graph	1	\$80,000.44	\$80,000.44	\$80,000.44	\$80,000.44
Totals	Graph	1	\$80,000.44	\$80,000.44	\$80,000.44	\$80,000.44

Latitude: 44.94525 Longitude: -93.094272

Employer Name/Worksite Address	Graph	Count	Mean Wage	Median Wage	Lowest Wage	Highest Wage
DITECH FINANCIAL LLC, 343 SAINT PETER ST., ST. PAUL, MN (https://www.google.com/maps/place/343%20SAINT%20PETER%20ST.,ST.%20PAUL,MN)	Graph	1	\$61,320.00	\$61,320.00	\$61,320.00	\$61,320.00
Totals	Graph	1	\$61,320.00	\$61,320.00	\$61,320.00	\$61,320.00

Latitude: 44.945387 Longitude: -93.341045

Employer Name/Worksite Address	Graph	Count	Mean Wage	Median Wage	Lowest Wage	Highest Wage
PERFICIENT, INC., 4820 HIGHWAY 7, ST. LOUIS PARK, MN (https://www.google.com/maps/place/4820%20HIGHWAY%207,ST.%20LOUIS%20PARK,MN)	Graph	1	\$68,557.00	\$68,557.00	\$68,557.00	\$68,557.00
Totals	Graph	1	\$68,557.00	\$68,557.00	\$68,557.00	\$68,557.00

Latitude: 44.945572 Longitude: -93.095924

Employer Name/Worksite Address	Graph	Count	Mean Wage	Median Wage	Lowest Wage	Highest Wage
AGILITY TECHNOLOGIES, LLC, 380 ST PETER STREET, SUITE 1100, ST. PAUL, MN (https://www.google.com/maps/place/380%20ST%20PETER%20STREET,%20SUITE%201100,ST.%20PAUL,MN)	Graph	1	\$65,000.00	\$65,000.00	\$65,000.00	\$65,000.00
JAVEN TECHNOLOGIES, INC., 380 ST PETER ST, ST PAUL, MN (https://www.google.com/maps/place/380%20ST%20PETER%20ST,ST%20PAUL,MN)	Graph	2	\$70,750.00	\$62,500.00	\$62,500.00	\$79,000.00
TATA CONSULTANCY SERVICES LIMITED, 380 ST PETER ST., SAINT PAUL, MN (https://www.google.com/maps/place/380%20ST%20PETER%20ST,,SAINT%20PAUL,MN)	Graph	2	\$62,500.00	\$62,500.00	\$62,500.00	\$62,500.00
ETEAAM SOLUTIONS, INC., 380 ST. PETER STREET, SAINT PAUL, MN (https://www.google.com/maps/place/380%20ST.%20PETER%20STREET,SAINT%20PAUL,MN)	Graph	4	\$74,204.50	\$64,522.00	\$64,270.00	\$99,026.00

Employer Name/Worksite Address	Graph	Count	Mean Wage	Median Wage	Lowest Wage	Highest Wage
INFOR (US), INC., 380 ST. PETER STREET, ST. PAUL, MN (https://www.google.com/maps/place/380%20ST.%20PETER%20STREET,ST.%20PAUL,MN)	Graph	5	\$92,474.80	\$93,995.00	\$77,917.00	\$102,000.00
Totals	Graph	14	\$77,906.57	\$69,000.00	\$62,500.00	\$102,000.00

Latitude: 44.945611 Longitude: -93.094288

Employer Name/Worksite Address	Graph	Count	Mean Wage	Median Wage	Lowest Wage	Highest Wage
OASYS TECHNOLOGIES INC, 360 N WABASHA ST, ST PAUL, MN (https://www.google.com/maps/place/360%20N%20WABASHA%20ST,ST%20PAUL,MN)	Graph	1	\$77,771.00	\$77,771.00	\$77,771.00	\$77,771.00
RJT COMPUQUEST, INC., 360 WABASHA ST. N, ST PAUL, MN (https://www.google.com/maps/place/360%20WABASHA%20ST.%20N,ST%20PAUL,MN)	Graph	1	\$65,000.00	\$65,000.00	\$65,000.00	\$65,000.00
Totals	Graph	2	\$71,385.50	\$65,000.00	\$65,000.00	\$77,771.00

Latitude: 44.945767 Longitude: -93.109112

Employer Name/Employer Address	Graph	Count	Mean Wage	Median Wage	Lowest Wage	Highest Wage
MINNESOTA EPILEPSY GROUP, P.A., 225 SMITH AVENUE NORTH, ST. PAUL, MN (https://www.google.com/maps/place/225%20SMITH%20AVENUE%20NORTH,ST.%20PAUL,MN)	Graph	2	\$250,000.00	\$250,000.00	\$250,000.00	\$250,000.00
Totals	Graph	2	\$250,000.00	\$250,000.00	\$250,000.00	\$250,000.00

Employer Name/Worksite Address	Graph	Count	Mean Wage	Median Wage	Lowest Wage	Highest Wage
ALLINA HEALTH SYSTEM, 225 SMITH AVENUE NORTH, ST. PAUL, MN (https://www.google.com/maps/place/225%20SMITH%20AVENUE%20NORTH,ST.%20PAUL,MN)	Graph	1	\$332,000.00	\$332,000.00	\$332,000.00	\$332,000.00
MINNESOTA EPILEPSY GROUP, P.A., 225 SMITH AVENUE NORTH, ST. PAUL, MN (https://www.google.com/maps/place/225%20SMITH%20AVENUE%20NORTH,ST.%20PAUL,MN)	Graph	1	\$250,000.00	\$250,000.00	\$250,000.00	\$250,000.00
Totals	Graph	2	\$291,000.00	\$250,000.00	\$250,000.00	\$332,000.00

Latitude: 44.945899 Longitude: -93.094564

Employer Name/Employer Address	Graph	Count	Mean Wage	Median Wage	Lowest Wage	Highest Wage
ECOLAB INC, 370 N WABASHA ST, ST PAUL, MN (https://www.google.com/maps/place/370%20N%20WABASHA%20ST,ST%20PAUL,MN)	Graph	13	\$103,165.38	\$112,000.00	\$70,000.00	\$132,500.00
ECOLAB USA INC., 370 WABASHA STREET, ST. PAUL, MN (https://www.google.com/maps/place/370%20WABASHA%20STREET,ST.%20PAUL,MN)	Graph	31	\$106,318.97	\$105,820.00	\$82,000.00	\$121,550.00
Totals	Graph	44	\$105,387.23	\$108,000.00	\$70,000.00	\$132,500.00

Employer Name/Worksite Address	Graph	Count	Mean Wage	Median Wage	Lowest Wage	Highest Wage
AMERICAN BUSINESS SOLUTIONS, INC., 370 N. WABASHA ST, ST. PAUL, MN (https://www.google.com/maps/place/370%20N.%20WABASHA%20ST,ST.%20PAUL,MN)	Graph	1	\$65,000.00	\$65,000.00	\$65,000.00	\$65,000.00
BUSINESS INTELLI SOLUTIONS, INC., 370 WABASHA STREET N., ST. PAUL, MN (https://www.google.com/maps/place/370%20WABASHA%20STREET%20N.,ST.%20PAUL,MN)	Graph	1	\$65,000.00	\$65,000.00	\$65,000.00	\$65,000.00
ECOLAB INC, 370 N WABASHA ST, ST PAUL, MN (https://www.google.com/maps/place/370%20N%20WABASHA%20ST,ST%20PAUL,MN)	Graph	1	\$126,040.00	\$126,040.00	\$126,040.00	\$126,040.00
SMARTLOGIX, INC, 370 WABASHA STREET NORTH, ST PAUL, MN (https://www.google.com/maps/place/370%20%20WABASHA%20STREET%20NORTH,ST%20PAUL,MN)	Graph	1	\$77,917.00	\$77,917.00	\$77,917.00	\$77,917.00
TATA CONSULTANCY SERVICES LIMITED, 370 N WABASH ST, SAINT PAUL, MN (https://www.google.com/maps/place/370%20N%20WABASH%20ST,SAINT%20PAUL,MN)	Graph	1	\$64,522.00	\$64,522.00	\$64,522.00	\$64,522.00
3I INFOTECH, INC., 370 WABASHA STREET N, SAINT PAUL, MN (https://www.google.com/maps/place/370%20WABASHA%20STREET%20N,SAINT%20PAUL,MN)	Graph	2	\$78,312.00	\$78,000.00	\$78,000.00	\$78,624.00

Employer Name/Worksite Address	Graph	Count	Mean Wage	Median Wage	Lowest Wage	Highest Wage
INFOSYS LIMITED, 370 WABASHA ST N, SAINT PAUL, MN (https://www.google.com/maps/place/370%20WABASHA%20ST%20N,SAINT%20PAUL,MN)	Graph	2	\$92,240.50	\$78,957.00	\$78,957.00	\$105,524.00
INSILICO LOGIX LLC, 370 WABASHA ST N, ST PAUL, MN (https://www.google.com/maps/place/370%20WABASHA%20ST%20N,ST%20PAUL,MN)	Graph	2	\$55,168.00	\$50,336.00	\$50,336.00	\$60,000.00
TECHLAND INC, 370 N. WABASHA STREET, ST. PAUL, MN (https://www.google.com/maps/place/370%20N.%20WABASHA%20STREET,ST.%20PAUL,MN)	Graph	3	\$79,467.00	\$75,000.00	\$72,380.00	\$91,021.00
ECOLAB USA INC., 370 WABASHA ST N, ST. PAUL, MN (https://www.google.com/maps/place/370%20WABASHA%20ST%20N,ST.%20PAUL,MN)	Graph	4	\$104,147.50	\$111,530.00	\$82,000.00	\$111,530.00
TATA CONSULTANCY SERVICES LIMITED, 370 WABASHA STREET, SAINT PAUL, MN (https://www.google.com/maps/place/370%20WABASHA%20STREET,SAINT%20PAUL,MN)	Graph	6	\$65,785.83	\$64,522.00	\$60,000.00	\$68,557.00
ECOLAB USA INC., 370 WABASHA STREET NORTH, SAINT PAUL, MN (https://www.google.com/maps/place/370%20WABASHA%20STREET%20NORTH,SAINT%20PAUL,MN)	Graph	10	\$92,234.00	\$73,625.00	\$68,557.00	\$128,000.00
DELOITTE CONSULTING LLP, 370 WABASHA STREET, ST. PAUL, MN (https://www.google.com/maps/place/370%20WABASHA%20STREET,ST.%20PAUL,MN)	Graph	15	\$83,000.00	\$83,000.00	\$83,000.00	\$83,000.00
ECOLAB USA INC., 370 WABASHA STREET N, ST. PAUL, MN (https://www.google.com/maps/place/370%20WABASHA%20STREET%20N,ST.%20PAUL,MN)	Graph	17	\$87,434.71	\$86,500.00	\$86,500.00	\$98,890.00
PRIMASOFT INC, 370 WABASHA STREET NORTH, ST. PAUL, MN (https://www.google.com/maps/place/370%20WABASHA%20STREET%20NORTH,ST.%20PAUL,MN)	Graph	32	\$76,625.00	\$72,000.00	\$70,000.00	\$85,000.00
Totals	Graph	98	\$81,687.31	\$83,000.00	\$50,336.00	\$128,000.00

Latitude: 44.946039 Longitude: -92.910494

Employer Name/Employer Address	Graph	Count	Mean Wage	Median Wage	Lowest Wage	Highest Wage
S&F CORPORATION, 375 RIVERTOWN DRIVE, WOODBURY, MN (https://www.google.com/maps/place/375%20RIVERTOWN%20DRIVE,WOODBURY,MN)	Graph	5	\$42,611.80	\$42,203.00	\$39,000.00	\$47,450.00
Totals	Graph	5	\$42,611.80	\$42,203.00	\$39,000.00	\$47,450.00

Employer Name/Worksite Address	Graph	Count	Mean Wage	Median Wage	Lowest Wage	Highest Wage
S&F CORPORATION, 375 RIVERTOWN DRIVE, WOODBURY, MN (https://www.google.com/maps/place/375%20RIVERTOWN%20DRIVE,WOODBURY,MN)	Graph	5	\$42,611.80	\$42,203.00	\$39,000.00	\$47,450.00
Totals	Graph	5	\$42,611.80	\$42,203.00	\$39,000.00	\$47,450.00

Latitude: 44.946168 Longitude: -93.094827

Employer Name/Worksite Address	Graph	Count	Mean Wage	Median Wage	Lowest Wage	Highest Wage
ERNST & YOUNG U.S. LLP, 380 N WABASHA ST, ST. PAUL, MN (https://www.google.com/maps/place/380%20N%20WABASHA%20ST,ST.%20PAUL,MN)	Graph	1	\$145,750.00	\$145,750.00	\$145,750.00	\$145,750.00
ERNST & YOUNG U.S. LLP, 380 N. WABASHA STREET, SAINT PAUL, MN (https://www.google.com/maps/place/380%20N.%20WABASHA%20STREET,SAINT%20PAUL,MN)	Graph	1	\$142,950.00	\$142,950.00	\$142,950.00	\$142,950.00
Totals	Graph	2	\$144,350.00	\$142,950.00	\$142,950.00	\$145,750.00

Latitude: 44.946229 Longitude: -93.097464

Employer Name/Worksite Address	Graph	Count	Mean Wage	Median Wage	Lowest Wage	Highest Wage
LARSEN & TOUBRO INFOTECH LIMITED, TRAVELERS INC., SAINT PAUL, MN (https://www.google.com/maps/place/TRAVELERS%20INC.,SAINT%20PAUL,MN)	Graph	1	\$64,020.00	\$64,020.00	\$64,020.00	\$64,020
LARSEN & TOUBRO INFOTECH LIMITED, TRAVELERS, 385 WASHINGTON STREET, ST. PAUL, MN (https://www.google.com/maps/place/TRAVELERS,%20385%20WASHINGTON%20STREET,ST.%20PAUL,MN)	Graph	1	\$77,292.00	\$77,292.00	\$77,292.00	\$77,292
LARSEN & TOUBRO INFOTECH LIMITED, TRAVELERS, ST PAUL, MN (https://www.google.com/maps/place/TRAVELERS,ST%20PAUL,MN)	Graph	1	\$74,028.00	\$74,028.00	\$74,028.00	\$74,028

Employer Name/Worksite Address	Graph	Count	Mean Wage	Median Wage	Lowest Wage	Highest Wage
ACCENTURE LLP, 385 WASHINGTON ST, ST PAUL, MN (https://www.google.com/maps/place/385%20WASHINGTON%20ST,ST%20PAUL,MN)	Graph	2	\$72,853.50	\$65,707.00	\$65,707.00	\$80,000
ACCENTURE LLP, 385 WASHINGTON STREET, SAINT PAUL, MN (https://www.google.com/maps/place/385%20WASHINGTON%20STREET,SAINT%20PAUL,MN)	Graph	2	\$69,822.50	\$68,557.00	\$68,557.00	\$71,088
ACCENTURE LLP, 385 WASHINGTON STREET, ST PAUL, MN (https://www.google.com/maps/place/385%20WASHINGTON%20STREET,ST%20PAUL,MN)	Graph	2	\$75,622.50	\$68,557.00	\$68,557.00	\$82,688
LARSEN & TOUBRO INFOTECH LIMITED, TRAVELERS, 385 WASHINGTON STREET, SAINT PAUL, MN (https://www.google.com/maps/place/TRAVELERS,%20385%20WASHINGTON%20STREET,SAINT%20PAUL,MN)	Graph	2	\$69,144.00	\$64,848.00	\$64,848.00	\$73,440
LARSEN & TOUBRO INFOTECH LIMITED, TRAVELERS INC., ST. PAUL, MN (https://www.google.com/maps/place/TRAVELERS%20INC.,ST.%20PAUL,MN)	Graph	3	\$68,460.00	\$70,104.00	\$65,172.00	\$70,104
LARSEN & TOUBRO INFOTECH LIMITED, 385 WASHINGTON STREET, SAINT PAUL&NBSP;, MN (https://www.google.com/maps/place/385%20WASHINGTON%20STREET,SAINT%20PAUL%26NBSP;,MN)	Graph	5	\$67,219.20	\$64,848.00	\$64,632.00	\$73,440
LARSEN & TOUBRO INFOTECH LIMITED, TRAVELERS, SAINT PAUL, MN (https://www.google.com/maps/place/TRAVELERS,SAINT%20PAUL,MN)	Graph	5	\$80,624.80	\$76,740.00	\$68,400.00	\$109,400
LARSEN & TOUBRO INFOTECH LIMITED, TRAVELERS, ST. PAUL, MN (https://www.google.com/maps/place/TRAVELERS,ST.%20PAUL,MN)	Graph	5	\$67,302.20	\$65,707.00	\$64,428.00	\$71,388
ACCENTURE LLP, 385 WASHINGTON STREET, ST. PAUL, MN (https://www.google.com/maps/place/385%20WASHINGTON%20STREET,ST.%20PAUL,MN)	Graph	8	\$75,943.25	\$71,904.00	\$48,526.00	\$93,621
INFOSYS LIMITED, 385 WASHINGTON ST, SAINT PAUL, MN (https://www.google.com/maps/place/385%20WASHINGTON%20ST,SAINT%20PAUL,MN)	Graph	9	\$81,753.67	\$77,771.00	\$64,501.00	\$102,530
Totals	Graph	46	\$74,231.85	\$70,104.00	\$48,526.00	\$109,400

Latitude: 44.946231 Longitude: -93.091566

Employer Name/Employer Address	Graph	Count	Mean Wage	Median Wage	Lowest Wage	Highest Wage
WILARY WINN, LLC, 332 MINNESOTA STREET, SAINT PAUL, MN (https://www.google.com/maps/place/332%20MINNESOTA%20STREET,SAINT%20PAUL,MN)	Graph	1	\$55,869.00	\$55,869.00	\$55,869.00	\$55,869.00
Totals	Graph	1	\$55,869.00	\$55,869.00	\$55,869.00	\$55,869.00

Employer Name/Worksite Address	Graph	Count	Mean Wage	Median Wage	Lowest Wage	Highest Wage
MENTIS SOLUTIONS INC, 332 MINNESOTA ST, ST. PAUL, MN (https://www.google.com/maps/place/332%20MINNESOTA%20ST,ST.%20PAUL,MN)	Graph	1	\$62,733.00	\$62,733.00	\$62,733.00	\$62,733.00
STRATEDGE, INC, 332 MINNESOTA STREET, ST.PAUL, MN (https://www.google.com/maps/place/332%20MINNESOTA%20STREET,ST.PAUL,MN)	Graph	1	\$85,000.00	\$85,000.00	\$85,000.00	\$85,000.00
WILARY WINN, LLC, 332 MINNESOTA STREET, SAINT PAUL, MN (https://www.google.com/maps/place/332%20MINNESOTA%20STREET,SAINT%20PAUL,MN)	Graph	1	\$55,869.00	\$55,869.00	\$55,869.00	\$55,869.00
ZVST CLOUD TECHNOLOGIES INC, 332 MINNESOTA STREET, ST. PAUL, MN (https://www.google.com/maps/place/332%20MINNESOTA%20STREET,ST.%20PAUL,MN)	Graph	2	\$71,136.00	\$64,501.00	\$64,501.00	\$77,771.00
Totals	Graph	5	\$69,174.80	\$64,501.00	\$55,869.00	\$85,000.00

Latitude: 44.946293 Longitude: -93.29837

Employer Name/Employer Address	Graph	Count	Mean Wage	Median Wage	Lowest Wage	Highest Wage
FIELDING NAIR INTERNATIONAL, LLC, 3112 HENNEPIN AVE. SOUTH, MINNEAPOLIS, MN (https://www.google.com/maps/place/3112%20HENNEPIN%20AVE.%20SOUTH,MINNEAPOLIS,MN)	Graph	1	\$60,341.00	\$60,341.00	\$60,341.00	\$60,341.00
Totals	Graph	1	\$60,341.00	\$60,341.00	\$60,341.00	\$60,341.00

Employer Name/Worksite Address	Graph	Count	Mean Wage	Median Wage	Lowest Wage	Highest Wage
FIELDING NAIR INTERNATIONAL, LLC, 3112 HENNEPIN AVE. SOUTH, MINNEAPOLIS, MN (https://www.google.com/maps/place/3112%20HENNEPIN%20AVE.%20SOUTH,MINNEAPOLIS,MN)	Graph	1	\$60,341.00	\$60,341.00	\$60,341.00	\$60,341.00

Employer Name/Worksite Address	Graph	Count	Mean Wage	Median Wage	Lowest Wage	Highest Wage
Totals	Graph	1	\$60,341.00	\$60,341.00	\$60,341.00	\$60,341.00

Latitude: 44.946694 Longitude: -93.099928

Employer Name/Worksite Address	Graph	Count	Mean Wage	Median Wage	Lowest Wage	Highest Wage
AVAAP USA LLC, 6 WEST FIFTH STREET, ST PAUL, MN (https://www.google.com/maps/place/6%20WEST%20FIFTH%20STREET,ST%20PAUL,MN)	Graph	1	\$55,000.00	\$55,000.00	\$55,000.00	\$55,000.00
Totals	Graph	1	\$55,000.00	\$55,000.00	\$55,000.00	\$55,000.00

Latitude: 44.947243 Longitude: -93.014789

Employer Name/Worksite Address	Graph	Count	Mean Wage	Median Wage	Lowest Wage	Highest Wage
SAP AMERICA, INC., 3M ROAD, MAPLEWOOD, MN (https://www.google.com/maps/place/3M%20ROAD,MAPLEWOOD,MN)	Graph	1	\$118,064.00	\$118,064.00	\$118,064.00	\$118,064.00
Totals	Graph	1	\$118,064.00	\$118,064.00	\$118,064.00	\$118,064.00

Latitude: 44.947301 Longitude: -92.949863

Employer Name/Worksite Address	Graph	Count	Mean Wage	Median Wage	Lowest Wage	Highest Wage
MEDCOMPS CORPORATION, 7805 HUDSON RD, WOODBURY, MN (https://www.google.com/maps/place/7805%20HUDSON%20RD,WOODBURY,MN)	Graph	2	\$72,569.50	\$63,939.00	\$63,939.00	\$81,200.00
FIS MANAGEMENT SERVICES LLC, 7805 HUDSON ROAD, WOODBURY, MN (https://www.google.com/maps/place/7805%20HUDSON%20ROAD,WOODBURY,MN)	Graph	9	\$82,732.61	\$80,959.37	\$63,000.00	\$105,000.00
Totals	Graph	11	\$80,884.77	\$80,959.37	\$63,000.00	\$105,000.00

Latitude: 44.947415 Longitude: -93.101247

Employer Name/Worksite Address	Graph	Count	Mean Wage	Median Wage	Lowest Wage	Highest Wage
REIGSTAD & ASSOCIATES, INC., 192 WEST 9TH STREET, SAINT PAUL, MN (https://www.google.com/maps/place/192%20WEST%209TH%20STREET,SAINT%20PAUL,MN)	Graph	1	\$59,696.00	\$59,696.00	\$59,696.00	\$59,696.00
Totals	Graph	1	\$59,696.00	\$59,696.00	\$59,696.00	\$59,696.00

Employer Name/Worksite Address	Graph	Count	Mean Wage	Median Wage	Lowest Wage	Highest Wage
REIGSTAD & ASSOCIATES, INC., 192 WEST 9TH STREET, SAINT PAUL, MN (https://www.google.com/maps/place/192%20WEST%209TH%20STREET,SAINT%20PAUL,MN)	Graph	1	\$59,696.00	\$59,696.00	\$59,696.00	\$59,696.00
Totals	Graph	1	\$59,696.00	\$59,696.00	\$59,696.00	\$59,696.00

Latitude: 44.947418 Longitude: -92.95332

Employer Name/Worksite Address	Graph	Count	Mean Wage	Median Wage	Lowest Wage	Highest Wage
18 8 SOLUTIONS INC, 6043 HUDSON RD, WOODBURY, MN (https://www.google.com/maps/place/6043%20HUDSON%20RD,WOODBURY,MN)	Graph	2	\$72,976.50	\$65,707.00	\$65,707.00	\$80,246.00
18 8 SOLUTIONS INC., 6043 HUDSON RD, WOODBURY, MN (https://www.google.com/maps/place/6043%20HUDSON%20RD,WOODBURY,MN)	Graph	3	\$74,237.67	\$77,917.00	\$64,550.00	\$80,246.00
TITAN DATA GROUP INC, 6043 HUDSON ROAD, STE 399-E, WOODBURY, MN (https://www.google.com/maps/place/6043%20HUDSON%20ROAD,%20STE%20399-E,WOODBURY,MN)	Graph	11	\$89,763.64	\$90,000.00	\$70,000.00	\$120,000.00

Employer Name/Employer Address	Graph	Count	Mean Wage	Median Wage	Lowest Wage	Highest Wage
TITAN DATA GROUP, INC, 6043 HUDSON ROAD, WOODBURY, MN (https://www.google.com/maps/place/6043%20HUDSON%20ROAD,WOODBURY,MN)	Graph	20	\$99,075.00	\$100,000.00	\$70,000.00	\$120,000.00
Totals	Graph	36	\$92,710.17	\$91,500.00	\$64,550.00	\$120,000.00

Employer Name/Worksite Address	Graph	Count	Mean Wage	Median Wage	Lowest Wage	Highest Wage
TITAN DATA GROUP INC, 6043 HUDSON ROAD,STE.399-E, WOODBURY, MN (https://www.google.com/maps/place/6043%20HUDSON%20ROAD,STE.399-E,WOODBURY,MN)	Graph	1	\$70,000.00	\$70,000.00	\$70,000.00	\$70,000.00
TITAN DATA GROUP, INC, 6043 HUDSON ROAD, WOODBURY, MN (https://www.google.com/maps/place/6043%20HUDSON%20ROAD,WOODBURY,MN)	Graph	1	\$70,000.00	\$70,000.00	\$70,000.00	\$70,000.00
TITAN DATA GROUP INC, 6043 HUDSON ROAD, STE.399-E, WOODBURY, MN (https://www.google.com/maps/place/6043%20HUDSON%20ROAD,%20STE.399-E,WOODBURY,MN)	Graph	2	\$70,000.00	\$70,000.00	\$70,000.00	\$70,000.00
18 8 SOLUTIONS INC., 6043 HUDSON RD, WOODBURY, MN (https://www.google.com/maps/place/6043%20HUDSON%20RD,WOODBURY,MN)	Graph	4	\$72,687.25	\$65,707.00	\$64,550.00	\$80,246.00
Totals	Graph	8	\$71,343.63	\$70,000.00	\$64,550.00	\$80,246.00

Latitude: 44.948295 Longitude: -93.091782

Employer Name/Worksite Address	Graph	Count	Mean Wage	Median Wage	Lowest Wage	Highest Wage
WINTEK SOLUTIONS, INC., 401 ROBERT ST. N, ST. PAUL, MN (https://www.google.com/maps/place/401%20ROBERT%20ST.%20N,ST.%20PAUL,MN)	Graph	1	\$81,000.00	\$81,000.00	\$81,000.00	\$81,000.00
Totals	Graph	1	\$81,000.00	\$81,000.00	\$81,000.00	\$81,000.00

Latitude: 44.948322 Longitude: -93.088776

Employer Name/Worksite Address	Graph	Count	Mean Wage	Median Wage	Lowest Wage	Highest Wage
ALLIED INFORMATICS, INC, 180 5TH ST E., ST PAUL, MN (https://www.google.com/maps/place/180%205TH%20ST%20E.,ST%20PAUL,MN)	Graph	1	\$72,000.00	\$72,000.00	\$72,000.00	\$72,000.00
TATA CONSULTANCY SERVICES LIMITED, 180 EAST 5TH STREET, SAINT PAUL, MN (https://www.google.com/maps/place/180%20EAST%205TH%20STREET,SAINT%20PAUL,MN)	Graph	1	\$60,700.00	\$60,700.00	\$60,700.00	\$60,700.00
NAGARRO, INC., 180 E 5TH ST #1101, ST. PAUL, MN (https://www.google.com/maps/place/180%20E%205TH%20ST%20#1101,ST.%20PAUL,MN)	Graph	2	\$84,000.00	\$83,000.00	\$83,000.00	\$85,000.00
WIPRO LIMITED, 180 5TH ST E, SAINT PAUL, MN (https://www.google.com/maps/place/180%205TH%20ST%20E,SAINT%20PAUL,MN)	Graph	4	\$60,000.00	\$60,000.00	\$60,000.00	\$60,000.00
Totals	Graph	8	\$67,587.50	\$60,000.00	\$60,000.00	\$85,000.00

Latitude: 44.948387 Longitude: -93.091688

Employer Name/Worksite Address	Graph	Count	Mean Wage	Median Wage	Lowest Wage	Highest Wage
AMERICAN TECHNOLOGY CONSULTING, LLC, 400 ROBERT ST. NORTH, ST. PAUL, MN (https://www.google.com/maps/place/400%20ROBERT%20ST.%20NORTH,ST.%20PAUL,MN)	Graph	1	\$78,000.00	\$78,000.00	\$78,000.00	\$78,000.00
ANIRA SOLUTIONS INC, 400 ROBERT STREET NORTH, ST. PAUL, MN (https://www.google.com/maps/place/400%20ROBERT%20STREET%20NORTH,ST.%20PAUL,MN)	Graph	1	\$85,000.00	\$85,000.00	\$85,000.00	\$85,000.00
FIRST TEK , INC., 400 ROBERT ST. N., ST PAUL., MN (https://www.google.com/maps/place/400%20ROBERT%20ST.%20N.,ST%20PAUL.,MN)	Graph	1	\$78,957.00	\$78,957.00	\$78,957.00	\$78,957.00
9TO9 SOFTWARE SOLUTIONS LLC, 400 ROBERT ST N, SAINT PAUL, MN (https://www.google.com/maps/place/400%20ROBERT%20ST%20N,SAINT%20PAUL,MN)	Graph	2	\$66,000.00	\$63,000.00	\$63,000.00	\$69,000.00
Totals	Graph	5	\$74,791.40	\$78,000.00	\$63,000.00	\$85,000.00

Latitude: 44.948406 Longitude: -93.095841

Employer Name/Employer Address	Graph	Count	Mean Wage	Median Wage	Lowest Wage	Highest Wage
INCENTER LLC, 30 EAST 7TH STREET, ST. PAUL, MN (https://www.google.com/maps/place/30%20EAST%207TH%20STREET,ST.%20PAUL,MN)	Graph	1	\$55,000.00	\$55,000.00	\$55,000.00	\$55,000.00
Totals	Graph	1	\$55,000.00	\$55,000.00	\$55,000.00	\$55,000.00

Employer Name/Worksite Address	Graph	Count	Mean Wage	Median Wage	Lowest Wage	Highest Wage
INCENTER LLC, 30 EAST 7TH STREET, ST. PAUL, MN (https://www.google.com/maps/place/30%20EAST%207TH%20STREET,ST.%20PAUL,MN)	Graph	1	\$55,000.00	\$55,000.00	\$55,000.00	\$55,000.00
Totals	Graph	1	\$55,000.00	\$55,000.00	\$55,000.00	\$55,000.00

Latitude: 44.948426 Longitude: -93.292099

Employer Name/Worksite Address	Graph	Count	Mean Wage	Median Wage	Lowest Wage	Highest Wage
PARTICLE INDUSTRIES, INC., 1010 W. LAKE ST. STE 100, MINNEAPOLIS, MN (https://www.google.com/maps/place/1010%20W.%20LAKE%20ST.%20STE%20100,MINNEAPOLIS,MN)	Graph	1	\$88,000.00	\$88,000.00	\$88,000.00	\$88,000.00
Totals	Graph	1	\$88,000.00	\$88,000.00	\$88,000.00	\$88,000.00

Latitude: 44.94843 Longitude: -93.295991

Employer Name/Worksite Address	Graph	Count	Mean Wage	Median Wage	Lowest Wage	Highest Wage
GREATER PACIFIC INVESTMENTS LLC, 1320 WEST LAKE STREET, MINNEAPOLIS, MN (https://www.google.com/maps/place/1320%20WEST%20LAKE%20STREET,MINNEAPOLIS,MN)	Graph	1	\$75,000.00	\$75,000.00	\$75,000.00	\$75,000.00
Totals	Graph	1	\$75,000.00	\$75,000.00	\$75,000.00	\$75,000.00

Latitude: 44.948436 Longitude: -93.301044

Employer Name/Employer Address	Graph	Count	Mean Wage	Median Wage	Lowest Wage	Highest Wage
SEZZLE INC., 1516 W LAKE STREET, MINNEAPOLIS, MN (https://www.google.com/maps/place/1516%20W%20LAKE%20STREET,MINNEAPOLIS,MN)	Graph	1	\$65,000.00	\$65,000.00	\$65,000.00	\$65,000.00
Totals	Graph	1	\$65,000.00	\$65,000.00	\$65,000.00	\$65,000.00

Employer Name/Worksite Address	Graph	Count	Mean Wage	Median Wage	Lowest Wage	Highest Wage
SEZZLE INC., 1516 W LAKE STREET, MINNEAPOLIS, MN (https://www.google.com/maps/place/1516%20W%20LAKE%20STREET,MINNEAPOLIS,MN)	Graph	1	\$65,000.00	\$65,000.00	\$65,000.00	\$65,000.00
Totals	Graph	1	\$65,000.00	\$65,000.00	\$65,000.00	\$65,000.00

Latitude: 44.948522 Longitude: -93.336192

Employer Name/Worksite Address	Graph	Count	Mean Wage	Median Wage	Lowest Wage	Highest Wage
EXPERIAN HEALTH, INC., 4400 MINNETONKA BLVD., MINNEAPOLIS, MN (https://www.google.com/maps/place/4400%20MINNETONKA%20BLVD.,MINNEAPOLIS,MN)	Graph	1	\$83,174.88	\$83,174.88	\$83,174.88	\$83,174.88
Totals	Graph	1	\$83,174.88	\$83,174.88	\$83,174.88	\$83,174.88

Latitude: 44.948917 Longitude: -93.095172

Employer Name/Worksite Address	Graph	Count	Mean Wage	Median Wage	Lowest Wage	Highest Wage
WIPRO LIMITED, 180, 5TH ST E, SAINT PAUL, MN (https://www.google.com/maps/place/180,%205TH%20ST%20E,SAINT%20PAUL,MN)	Graph	3	\$64,522.00	\$64,522.00	\$64,522.00	\$64,522.00
WIPRO LIMITED, 180, 5TH ST E, SUITE 1300, SAINT PAUL, MN (https://www.google.com/maps/place/180,%205TH%20ST%20E,%20SUITE%201300,SAINT%20PAUL,MN)	Graph	4	\$64,522.00	\$64,522.00	\$64,522.00	\$64,522.00
Totals	Graph	7	\$64,522.00	\$64,522.00	\$64,522.00	\$64,522.00

Latitude: 44.948957 Longitude: -93.092635

Employer Name/Worksite Address	Graph	Count	Mean Wage	Median Wage	Lowest Wage	Highest Wage
DIONA (US), INC, 81 7TH PLACE, EAST, ST. PAUL, MN (https://www.google.com/maps/place/81%207TH%20PLACE,%20EAST,ST.%20PAUL,MN)	Graph	30	\$130,000.00	\$130,000.00	\$130,000.00	\$130,000.00
DIONA (US), INC, 81 7TH PLACE EAST, ST. PAUL, MN (https://www.google.com/maps/place/81%207TH%20PLACE%20EAST,ST.%20PAUL,MN)	Graph	90	\$97,000.00	\$97,000.00	\$97,000.00	\$97,000.00
Totals	Graph	120	\$105,250.00	\$97,000.00	\$97,000.00	\$130,000.00

Latitude: 44.948977 Longitude: -93.092594

Employer Name/Worksite Address	Graph	Count	Mean Wage	Median Wage	Lowest Wage	Highest Wage
INFOBAHN SOFTWARE INC, 85 7TH PLACE EAST, ST. PAUL, MN (https://www.google.com/maps/place/85%207TH%20PLACE%20EAST,ST.%20PAUL,MN)	Graph	1	\$70,000.00	\$70,000.00	\$70,000.00	\$70,000.00
SWIFT SOLUTIONS INC, 85 7TH PLACE E, ST. PAUL, MN (https://www.google.com/maps/place/85%207TH%20PLACE%20E,ST.%20PAUL,MN)	Graph	3	\$80,000.00	\$80,000.00	\$80,000.00	\$80,000.00
Totals	Graph	4	\$77,500.00	\$80,000.00	\$70,000.00	\$80,000.00

Latitude: 44.948995 Longitude: -93.094053

Employer Name/Worksite Address	Graph	Count	Mean Wage	Median Wage	Lowest Wage	Highest Wage
ADVANCESOFT INC, 445 MINNESOTA ST., ST. PAUL, MN (https://www.google.com/maps/place/445%20MINNESOTA%20ST.,ST.%20PAUL,MN)	Graph	1	\$102,000.00	\$102,000.00	\$102,000.00	\$102,000.00
INTERNATIONAL PROJECTS CONSULTANCY SERVICES, INC, 445 MINNESOTA STREET, ST PAUL, MN (https://www.google.com/maps/place/445%20MINNESOTA%20STREET,ST%20PAUL,MN)	Graph	1	\$88,462.40	\$88,462.40	\$88,462.40	\$88,462.40
SBASE TECHNOLOGIES INC, 445 MINNESOTA ST, ST PAUL, MN (https://www.google.com/maps/place/445%20MINNESOTA%20ST,ST%20PAUL,MN)	Graph	1	\$68,827.20	\$68,827.20	\$68,827.20	\$68,827.20
STRATEGIC RESOURCES INTERNATIONAL, INC., 445 MINNESOTA ST, SAINT PAUL, MN (https://www.google.com/maps/place/445%20MINNESOTA%20%20ST,SAINT%20PAUL,MN)	Graph	1	\$60,000.00	\$60,000.00	\$60,000.00	\$60,000.00
VARNAR INC, 445 MINNESOTA STREET, ST.PAUL, MN (https://www.google.com/maps/place/445%20MINNESOTA%20STREET,ST.PAUL,MN)	Graph	1	\$63,000.00	\$63,000.00	\$63,000.00	\$63,000.00
COMPEST SOLUTIONS, INC, 445 MINNESOTA STREET, SAINT PAUL, MN (https://www.google.com/maps/place/445%20MINNESOTA%20STREET,SAINT%20PAUL,MN)	Graph	2	\$67,500.00	\$60,000.00	\$60,000.00	\$75,000.00
SYSTEM EDGE (USA) LLC, 445 MINNESOTA STREET, ST. PAUL, MN (https://www.google.com/maps/place/445%20MINNESOTA%20STREET,ST.%20PAUL,MN)	Graph	2	\$86,122.40	\$78,624.00	\$78,624.00	\$93,620.80
Totals	Graph	9	\$76,614.93	\$75,000.00	\$60,000.00	\$102,000.00

Latitude: 44.949043 Longitude: -93.107485

Employer Name/Worksite Address	Graph	Count	Mean Wage	Median Wage	Lowest Wage	Highest Wage
CSXTECH INC., 395 JOHN IRELAND BLVD, ST PAUL, MN (https://www.google.com/maps/place/395%20JOHN%20IRELAND%20BLVD,ST%20PAUL,MN)	Graph	1	\$68,557.00	\$68,557.00	\$68,557.00	\$68,557.00

Employer Name/Worksite Address	Graph	Count	Mean Wage	Median Wage	Lowest Wage	Highest Wage
TECHNICAL INFORMATION AND PROFESSIONAL SOLUTIONS, INC, 395 JOHN IRELAND BLVD, ST. PAUL, MN (https://www.google.com/maps/place/395%20JOHN%20IRELAND%20BLVD,ST.%20PAUL,MN)	Graph	3	\$92,040.00	\$93,080.00	\$79,040.00	\$104,000.00
Totals	Graph	4	\$86,169.25	\$79,040.00	\$68,557.00	\$104,000.00

Latitude: 44.9491 Longitude: -93.094154

Employer Name/Worksite Address	Graph	Count	Mean Wage	Median Wage	Lowest Wage	Highest Wage
CANVAS INFOTECH, INC., 455 MINNESOTA STREET, ST. PAUL, MN (https://www.google.com/maps/place/455%20MINNESOTA%20STREET,ST.%20PAUL,MN)	Graph	1	\$66,560.00	\$66,560.00	\$66,560.00	\$66,560.00
Totals	Graph	1	\$66,560.00	\$66,560.00	\$66,560.00	\$66,560.00

Latitude: 44.949278 Longitude: -93.33883

Employer Name/Worksite Address	Graph	Count	Mean Wage	Me W
BMC SOFTWARE, INC., 1600 TOWER, 1600 UTICA AVENUE SOUTH, ST. LOUIS PARK, MN (https://www.google.com/maps/place/1600%20TOWER,%201600%20UTICA%20AVENUE%20SOUTH,ST.%20LOUIS%20PARK,MN)	Graph	1	\$91,348.00	\$91,348.00
CAPGEMINI AMERICA INC, 5500 WAYZATA BLVD, MINNEAPOLIS, MN (https://www.google.com/maps/place/5500%20WAYZATA%20BLVD,MINNEAPOLIS,MN)	Graph	1	\$91,100.00	\$91,100.00
DW MATRIX INC, MONEYGRAM PAYMENT SYSTEMS, INC, ST LOUIS PARK, MN (https://www.google.com/maps/place/MONEYGRAM%20PAYMENT%20SYSTEMS,%20INC,ST%20LOUIS%20PARK,MN)	Graph	1	\$61,000.00	\$61,000.00
GLITTERSOFT GROUP, LLC, 12700 WHITEWATER DRIVE, MINNETONKA, MN (https://www.google.com/maps/place/12700%20WHITEWATER%20DRIVE,MINNETONKA,MN)	Graph	1	\$68,557.00	\$68,557.00
GLITTERSOFT GROUP, LLC, 9900 BREN ROAD EAST, MINNETONKA, MN (https://www.google.com/maps/place/9900%20BREN%20ROAD%20EAST,MINNETONKA,MN)	Graph	1	\$68,557.00	\$68,557.00
NS IT SOLUTIONS LLC, 300 HWY 169 S, ST LOUIS PARK, MN (https://www.google.com/maps/place/300%20HWY%20169%20S,ST%20LOUIS%20PARK,MN)	Graph	1	\$60,000.00	\$60,000.00
PARK NICOLLET HEALTH SERVICES, PARK NICOLLET, MENTAL HEALTH, 3RD FLOOR, ST. LOUIS PARK, MN (https://www.google.com/maps/place/PARK%20NICOLLET,%20MENTAL%20HEALTH,%203RD%20FLOOR,ST.%20LOUIS%20PARK,MN)	Graph	1	\$226,491.00	\$226,491.00
VALIDUS AMERICA, INC, LAKE CALHOUN CENTER - 3033 EXCELSIOR BOULEVARD, MINNEAPOLIS, MN (https://www.google.com/maps/place/LAKE%20CALHOUN%20CENTER%20-%203033%20EXCELSIOR%20BOULEVARD,MINNEAPOLIS,MN)	Graph	1	\$60,000.00	\$60,000.00
VEDICSOFT SOLUTIONS LLC, ALLIANZ LIFE INSURANCE COMPANY OF NORTH AMERICA, MINNEAPOLIS, MN (https://www.google.com/maps/place/ALLIANZ%20LIFE%20INSURANCE%20COMPANY%20OF%20NORTH%20AMERICA,MINNEAPOLIS,MN)	Graph	1	\$66,040.00	\$66,040.00
GENIUS MINDS LLC, ALLIANZ LIFE INSURANCE, 5701 GOLDEN HILLS DRIVE, MINNEAPOLIS, MN (https://www.google.com/maps/place/ALLIANZ%20LIFE%20INSURANCE,%205701%20GOLDEN%20HILLS%20DRIVE,MINNEAPOLIS,MN)	Graph	2	\$80,000.00	\$80,000.00
SLIQ INFORMATION TECHNOLOGIES INC., MONEYGRAM, 1550 UTICA AVE SOUTH, MINNEAPOLIS, MN (https://www.google.com/maps/place/MONEYGRAM,%201550%20UTICA%20AVE%20SOUTH,MINNEAPOLIS,MN)	Graph	2	\$88,906.40	\$87,906.40
UNITED NOODLES WHOLESALE, 201 ROYALSTON AVENUE, MINNEAPOLIS, MN (https://www.google.com/maps/place/201%20ROYALSTON%20AVENUE,MINNEAPOLIS,MN)	Graph	2	\$47,130.00	\$45,130.00
TATA CONSULTANCY SERVICES LIMITED, 1550 UTICA AVE SOUTH, ST. LOUIS PARK, MN (https://www.google.com/maps/place/1550%20UTICA%20AVE%20SOUTH,ST.%20LOUIS%20PARK,MN)	Graph	7	\$60,528.57	\$60,528.57
Totals	Graph	22	\$74,948.45	\$60,528.57

Latitude: 44.949289 Longitude: -93.091941

Employer Name/Worksite Address	Graph	Count	Mean Wage	Median Wage	Lowest Wage	Highest Wage
CANVAS INFOTECH, INC., METRO SQUARE, ST PAUL, MN (https://www.google.com/maps/place/METRO%20SQUARE,ST%20PAUL,MN)	Graph	1	\$57,200.00	\$57,200.00	\$57,200.00	\$57,200.00
Totals	Graph	1	\$57,200.00	\$57,200.00	\$57,200.00	\$57,200.00

Latitude: 44.949689 Longitude: -93.093352

Employer Name/Worksite Address	Graph	Count	Mean Wage	Median Wage	Lowest Wage	Highest Wage
AMPHION GLOBAL INC, 81 E 7TH ST, SAINT PAUL, MN (https://www.google.com/maps/place/81E%207TH%20ST,SAINT%20PAUL,MN)	Graph	1	\$64,168.00	\$64,168.00	\$64,168.00	\$64,168.00
Totals	Graph	1	\$64,168.00	\$64,168.00	\$64,168.00	\$64,168.00

Latitude: 44.949708 Longitude: -93.093311

Employer Name/Worksite Address	Graph	Count	Mean Wage	Median Wage	Lowest Wage	Highest Wage
EXPEDENT CORPORATION, 85 EAST 7TH PLACE, SAINT PAUL, MN (https://www.google.com/maps/place/85%20EAST%207TH%20PLACE,SAINT%20PAUL,MN)	Graph	1	\$77,000.00	\$77,000.00	\$77,000.00	\$77,000.00
Totals	Graph	1	\$77,000.00	\$77,000.00	\$77,000.00	\$77,000.00

Latitude: 44.949773 Longitude: -93.26259

Employer Name/Worksite Address	Graph	Count	Mean Wage	Median Wage	Lowest Wage	Highest Wage
HEALTH CATALYST INC., 2925 CHICAGO AVENUE SOUTH, MINNEAPOLIS, MN (https://www.google.com/maps/place/2925%20CHICAGO%20AVENUE%20SOUTH,MINNEAPOLIS,MN)	Graph	1	\$110,312.75	\$110,312.75	\$110,312.75	\$110,312.75
Totals	Graph	1	\$110,312.75	\$110,312.75	\$110,312.75	\$110,312.75

Latitude: 44.949908 Longitude: -93.096669

Employer Name/Worksite Address	Graph	Count	Mean Wage	Median Wage	Lowest Wage	Highest Wage
COMPUNNEL SOFTWARE GROUP, INC., 540 CEDAR ST, SAINT PAUL, MN (https://www.google.com/maps/place/540%20CEDAR%20ST,SAINT%20PAUL,MN)	Graph	1	\$71,000.00	\$71,000.00	\$71,000.00	\$71,000.00
ORPINE, INC., 540 CEDAR ST., SAINT PAUL, MN (https://www.google.com/maps/place/540%20CEDAR%20ST.,SAINT%20PAUL,MN)	Graph	1	\$64,501.00	\$64,501.00	\$64,501.00	\$64,501.00
TERADYNE INFOTECH, 540 CEDAR ST, ST PAUL, MN (https://www.google.com/maps/place/540%20CEDAR%20ST,ST.%20PAUL,MN)	Graph	1	\$77,917.00	\$77,917.00	\$77,917.00	\$77,917.00
ICONSOFT, INC., 540 CEDAR ST, ST. PAUL, MN (https://www.google.com/maps/place/540%20CEDAR%20ST,ST.%20PAUL,MN)	Graph	2	\$80,000.00	\$65,000.00	\$65,000.00	\$95,000.00
D2SOL, INC., 540 CEDAR ST., ST. PAUL, MN (https://www.google.com/maps/place/540%20CEDAR%20ST.,ST.%20PAUL,MN)	Graph	4	\$96,000.00	\$80,000.00	\$80,000.00	\$144,000.00
VALIDATION TRANSCRIPTION SERVICES INC, 540 CEDAR STREET, ST. PAUL, MN (https://www.google.com/maps/place/540%20CEDAR%20STREET,ST.%20PAUL,MN)	Graph	6	\$66,416.83	\$65,000.00	\$61,000.00	\$78,000.00
Totals	Graph	15	\$77,061.27	\$71,000.00	\$61,000.00	\$144,000.00

Latitude: 44.950045 Longitude: -93.096763

Employer Name/Worksite Address	Graph	Count	Mean Wage	Median Wage	Lowest Wage	Highest Wage
AMONGIT INC, 445 MINNESOTA STREET, SAINT PAUL, MN (https://www.google.com/maps/place/445%20MINNESOTA%20STREET,SAINT%20PAUL,MN)	Graph	1	\$68,827.00	\$68,827.00	\$68,827.00	\$68,827.00
SBASE TECHNOLOGIES INC, 445 MINNESOLTA ST, ST PAUL, MN (https://www.google.com/maps/place/445%20MINNESOLTA%20ST,ST%20PAUL,MN)	Graph	1	\$68,827.20	\$68,827.20	\$68,827.20	\$68,827.20
Totals	Graph	2	\$68,827.10	\$68,827.00	\$68,827.00	\$68,827.20

Latitude: 44.950227 Longitude: -93.091902

Employer Name/Worksite Address	Graph	Count	Mean Wage	Median Wage	Lowest Wage	Highes Wage
HCL GLOBAL SYSTEMS INC, 180 EAST FIFTH STREET, ST. PAUL, MN (https://www.google.com/maps/place/180%20EAST%20FIFTH%20STREET,ST.%20PAUL,MN)	Graph	1	\$77,916.80	\$77,916.80	\$77,916.80	\$77,916.80

Employer Name/Worksite Address	Graph	Count	Mean Wage	Median Wage	Lowest Wage	Highest Wage
WIPRO LIMITED, 180 EAST FIFTH ST, SUITE 1300, MINNEAPOLIS, MN (https://www.google.com/maps/place/180%20EAST%20FIFTH%20ST,%20SUITE%201300,MINNEAPOLIS,MN)	Graph	1	\$64,522.00	\$64,522.00	\$64,522.00	\$64,522.00
SRNL INTERNATIONAL INC, 180 EAST FIFTH STREET, SAINT PAUL, MN (https://www.google.com/maps/place/180%20EAST%20FIFTH%20STREET,SAINT%20PAUL,MN)	Graph	2	\$62,366.50	\$62,000.00	\$62,000.00	\$62,733.00
WIPRO LIMITED, 180 EAST FIFTH ST. SUITE 1300, SAINT PAUL, MN (https://www.google.com/maps/place/180%20EAST%20FIFTH%20ST.%20SUITE%201300,SAINT%20PAUL,MN)	Graph	2	\$77,771.00	\$77,771.00	\$77,771.00	\$77,771.00
Totals	Graph	6	\$70,452.30	\$64,522.00	\$62,000.00	\$77,916.00

Latitude: 44.950271 Longitude: -93.293241

Employer Name/Worksite Address	Graph	Count	Mean Wage	Median Wage	Lowest Wage	Highest Wage
ELEMENTS PEO, 2836 DUPONT AVE. SOUTH, MINNEAPOLIS, MN (https://www.google.com/maps/place/2836%20DUPONT%20AVE.%20SOUTH,MINNEAPOLIS,MN)	Graph	1	\$75,000.00	\$75,000.00	\$75,000.00	\$75,000.00
Totals	Graph	1	\$75,000.00	\$75,000.00	\$75,000.00	\$75,000.00

Latitude: 44.951023 Longitude: -93.004745

Employer Name/Worksite Address	Graph	Count	Mean Wage	Median Wage	Lowest Wage	Highest Wage
KSOFT SYSTEMS INC, 2501 HUDSON RD, MAPLEWOOD, MN (https://www.google.com/maps/place/2501%20HUDSON%20RD,MAPLEWOOD,MN)	Graph	1	\$120,000.00	\$120,000.00	\$120,000.00	\$120,000.00
DELOITTE TAX LLP, 2501 HUDSON ROAD, MAPLEWOOD, MN (https://www.google.com/maps/place/2501%20HUDSON%20ROAD,MAPLEWOOD,MN)	Graph	15	\$171,800.00	\$171,800.00	\$171,800.00	\$171,800.00
Totals	Graph	16	\$168,562.50	\$171,800.00	\$120,000.00	\$171,800.00

Latitude: 44.951169 Longitude: -93.090251

Employer Name/Worksite Address	Graph	Count	Mean Wage	Median Wage
CYMA SYSTEMS INC, 400 AND 401 ROBERT STREET NORTH, ST PAUL, MN (https://www.google.com/maps/place/400%20AND%20401%20ROBERT%20STREET%20NORTH,ST%20PAUL,MN)	Graph	1	\$64,600.00	\$64,600.00
GROUP HEALTH PLAN, INC., REGIONS HOSPITAL, ST. PAUL, MN (https://www.google.com/maps/place/REGIONS%20HOSPITAL,ST.%20PAUL,MN)	Graph	1	\$310,000.00	\$310,000.00
INTELLECT BUSINESS SOLUTIONS, LLC, 180 E FIFTH STREET, ST. PAUL, MN (https://www.google.com/maps/place/180%20E%20FIFTH%20STREET,ST.%20PAUL,MN)	Graph	1	\$70,000.00	\$70,000.00
IT DIVISION INC, STATE OF MINNESOTA-DHS., ST.PAUL, MN (https://www.google.com/maps/place/STATE%20OF%20MINNESOTA-DHS.,ST.PAUL,MN)	Graph	1	\$60,000.00	\$60,000.00
SFORCE TECHNOLOGIES LLC, ELMER L. ANDERSEN HUMAN SERVICES BUILDING, ST. PAUL, MN (https://www.google.com/maps/place/ELMER%20L.%20ANDERSEN%20HUMAN%20SERVICES%20BUILDING,ST.%20PAUL,MN)	Graph	1	\$61,000.00	\$61,000.00
SILICON STAFF IT SERVICES, INC., MINNESOTA DEPARTMENT OF HUMAN SERVICES, SAINT PAUL, MN (https://www.google.com/maps/place/MINNESOTA%20DEPARTMENT%20OF%20HUMAN%20SERVICES,SAINT%20PAUL,MN)	Graph	1	\$65,000.00	\$65,000.00
UNITED IT SOLUTIONS INC, ELMER L ANDERSEN BUILDING,, ST. PAUL, MN (https://www.google.com/maps/place/ELMER%20L.%20ANDERSEN%20BUILDING,,ST.%20PAUL,MN)	Graph	1	\$64,501.00	\$64,501.00
VERINON TECHNOLOGY SOLUTIONS LTD., ELA BUILDING, 540 CEDAR ST, ST PAUL, MN (https://www.google.com/maps/place/ELA%20BUILDING,%20540%20CEDAR%20ST,ST%20PAUL,MN)	Graph	1	\$65,000.00	\$65,000.00
WIPRO LIMITED, 5TH ST E #1300, ST PAUL, SAINT PAUL, MN (https://www.google.com/maps/place/5TH%20ST%20E%20#1300,%20ST%20PAUL,SAINT%20PAUL,MN)	Graph	1	\$64,522.00	\$64,522.00
CONNVERTEX TECHNOLOGIES INC., 85-7TH PLACE EAST, ST. PAUL, MN (https://www.google.com/maps/place/85-7TH%20PLACE%20EAST,ST.%20PAUL,MN)	Graph	2	\$78,000.00	\$78,000.00
SLIQ INFORMATION TECHNOLOGIES INC., MINNESOTA OF DEPARTMENT OF PUBLIC SAFETY, ST. PAUL, MN (https://www.google.com/maps/place/MINNESOTA%20OF%20DEPARTMENT%20OF%20PUBLIC%20SAFETY,ST.%20PAUL,MN)	Graph	2	\$90,376.00	\$90,376.00
TT TECHNOLOGIES INC, STATE OF MINNESOTA, DEPARTMENT OF HUMAN SERVICES, ST. PAUL, MN (https://www.google.com/maps/place/STATE%20OF%20MINNESOTA,%20DEPARTMENT%20OF%20HUMAN%20SERVICES,ST.%20PAUL,MN)	Graph	2	\$95,000.00	\$95,000.00
Totals	Graph	15	\$90,091.67	\$70,000.00

Latitude: 44.951318 Longitude: -93.288008

Employer Name/Employer Address	Graph	Count	Mean Wage	Median Wage	Lowest Wage	Highest Wage
SIMPLY HAIRFREE FRANCHISING, LLC, 2839 LYNDALE AVENUE SOUTH, MINNEAPOLIS, MN (https://www.google.com/maps/place/2839%20LYNDALE%20AVENUE%20SOUTH,MINNEAPOLIS,MN)	Graph	1	\$55,848.00	\$55,848.00	\$55,848.00	\$55,848.00
Totals	Graph	1	\$55,848.00	\$55,848.00	\$55,848.00	\$55,848.00

Employer Name/Worksite Address	Graph	Count	Mean Wage	Median Wage	Lowest Wage	Highest Wage
SIMPLY HAIRFREE FRANCHISING, LLC, 2839 LYNDALE AVENUE SOUTH, MINNEAPOLIS, MN (https://www.google.com/maps/place/2839%20LYNDALE%20AVENUE%20SOUTH,MINNEAPOLIS,MN)	Graph	1	\$55,848.00	\$55,848.00	\$55,848.00	\$55,848.00
Totals	Graph	1	\$55,848.00	\$55,848.00	\$55,848.00	\$55,848.00

Latitude: 44.95139 Longitude: -93.00453

Employer Name/Worksite Address	Graph	Count	Mean Wage	Median Wage	Lowest Wage	Highest Wage
EXPERIS US, INC., 224 3M RD., MAPLEWOOD, MN (https://www.google.com/maps/place/224%203M%20RD.,MAPLEWOOD,MN)	Graph	1	\$77,771.20	\$77,771.20	\$77,771.20	\$77,771.20
NIVID INFOTECH INC., 243 3M RD, MAPLEWOOD, MN (https://www.google.com/maps/place/243%203M%20RD,MAPLEWOOD,MN)	Graph	1	\$67,288.00	\$67,288.00	\$67,288.00	\$67,288.00
IMBUESYS, INC., 224 3M ROAD, MAPLEWOOD, MN (https://www.google.com/maps/place/224%203M%20ROAD,MAPLEWOOD,MN)	Graph	2	\$83,958.50	\$77,917.00	\$77,917.00	\$90,000.00
Totals	Graph	4	\$78,244.05	\$77,771.20	\$67,288.00	\$90,000.00

Latitude: 44.952009 Longitude: -93.262421

Employer Name/Worksite Address	Graph	Count	Mean Wage	Median Wage	Lowest Wage	Highest Wage
ALLINA HEALTH SYSTEM, 800 EAST 28TH STREET, MINNEAPOLIS, MN (https://www.google.com/maps/place/800%20EAST%2028TH%20STREET,MINNEAPOLIS,MN)	Graph	4	\$270,936.75	\$256,500.00	\$57,747.00	\$419,500.00
Totals	Graph	4	\$270,936.75	\$256,500.00	\$57,747.00	\$419,500.00

Latitude: 44.95252 Longitude: -93.061806

Employer Name/Worksite Address	Graph	Count	Mean Wage	Median Wage	Lowest Wage	Highest Wage
EDISQUARE INC., 2501 HUDSON RD, MAPELWOOD, MN (https://www.google.com/maps/place/2501%20HUDSON%20RD,MAPELWOOD,MN)	Graph	1	\$65,000.00	\$65,000.00	\$65,000.00	\$65,000.00
APPLIED THOUGHT AUDITORS AND CONSULTANTS INC., 2501 HUDSON ROAD, MAPLEWOOD, MN (https://www.google.com/maps/place/2501%20HUDSON%20ROAD,MAPLEWOOD,MN)	Graph	2	\$84,209.00	\$69,618.00	\$69,618.00	\$98,800.00
MASTECH DIGITAL ALLIANCES, INC., A MASTECH DIGITAL, INC. COMPANY, 2501 HUDSON RD, MAPLEWOOD, MN (https://www.google.com/maps/place/2501%20HUDSON%20RD,MAPLEWOOD,MN)	Graph	12	\$91,173.33	\$93,080.00	\$65,000.00	\$210,600.00
MASTECH DIGITAL ALLIANCES, INC., A MASTECH DIGITAL, INC. COMPANY, 2501 HUDSON RD, ST PAUL, MN (https://www.google.com/maps/place/2501%20HUDSON%20RD,ST%20PAUL,MN)	Graph	12	\$93,080.00	\$93,080.00	\$93,080.00	\$93,080.00
Totals	Graph	27	\$90,535.48	\$93,080.00	\$65,000.00	\$210,600.00

Latitude: 44.952703 Longitude: -93.099633

Employer Name/Worksite Address	Graph	Count	Mean Wage	Median Wage	Lowest Wage	Highest Wage
D2SOL, INC., 540 CEDAR STREET, ST. PAUL, MN (https://www.google.com/maps/place/540%20CEDAR%20STREET,ST.%20PAUL,MN)	Graph	1	\$90,000.00	\$90,000.00	\$90,000.00	\$90,000.00

Employer Name/Worksite Address	Graph	Count	Mean Wage	Median Wage	Lowest Wage	Highest Wage
MICROVISION SOLUTIONS LLC, 658 CEDAR ST., ST. PAUL, MN (https://www.google.com/maps/place/658%20CEDAR%20ST.,ST.%20PAUL,MN)	Graph	1	\$57,000.00	\$57,000.00	\$57,000.00	\$57,000.00
SYSFORE TECHNOLOGIES, INC., 540 CEDAR STREET, SAINT PAUL, MN (https://www.google.com/maps/place/540%20CEDAR%20STREET,SAINT%20PAUL,MN)	Graph	1	\$78,000.00	\$78,000.00	\$78,000.00	\$78,000.00
CONNVERTEX TECHNOLOGIES INC, 658 CEDAR ST, ST PAUL, MN (https://www.google.com/maps/place/658%20CEDAR%20ST,ST.%20PAUL,MN)	Graph	9	\$79,111.11	\$78,000.00	\$65,000.00	\$140,000.00
CONNVERTEX TECHNOLOGIES INC., 658 CEDAR STREET, ST. PAUL, MN (https://www.google.com/maps/place/658%20CEDAR%20STREET,ST.%20PAUL,MN)	Graph	36	\$77,888.89	\$78,000.00	\$70,000.00	\$80,000.00
Totals	Graph	48	\$77,937.50	\$78,000.00	\$57,000.00	\$140,000.00

Latitude: 44.952886 Longitude: -93.116063

Employer Name/Worksite Address	Graph	Count	Mean Wage	Median Wage	Lowest Wage	Highest Wage
TWIN CITIES HOME HEALTH SERVICES, LLC, 388 WESTERN AVE NORTH, ST. PAUL, MN (https://www.google.com/maps/place/388%20WESTERN%20AVE%20NORTH,ST.%20PAUL,MN)	Graph	1	\$35,360.00	\$35,360.00	\$35,360.00	\$35,360.00
Totals	Graph	1	\$35,360.00	\$35,360.00	\$35,360.00	\$35,360.00

Employer Name/Worksite Address	Graph	Count	Mean Wage	Median Wage	Lowest Wage	Highest Wage
TWIN CITIES HOME HEALTH SERVICES, LLC, 388 WESTERN AVE NORTH, ST. PAUL, MN (https://www.google.com/maps/place/388%20WESTERN%20AVE%20NORTH,ST.%20PAUL,MN)	Graph	1	\$35,360.00	\$35,360.00	\$35,360.00	\$35,360.00
Totals	Graph	1	\$35,360.00	\$35,360.00	\$35,360.00	\$35,360.00

Latitude: 44.953105 Longitude: -92.929131

Employer Name/Worksite Address	Graph	Count	Mean Wage	Median Wage	Lowest Wage	Highest Wage
CANVAS INFOTECH, INC., 8555 EAGLE POINT BLVD, LAKE ELMO, MN (https://www.google.com/maps/place/8555%20EAGLE%20POINT%20BLVD,LAKE%20ELMO,MN)	Graph	1	\$72,800.00	\$72,800.00	\$72,800.00	\$72,800.00
SURYA SYSTEMS, INC, 8555 EAGLE POINT BOULEVARD, LAKE ELMO, MN (https://www.google.com/maps/place/8555%20EAGLE%20POINT%20BOULEVARD,LAKE%20ELMO,MN)	Graph	1	\$78,957.00	\$78,957.00	\$78,957.00	\$78,957.00
Totals	Graph	2	\$75,878.50	\$72,800.00	\$72,800.00	\$78,957.00

Latitude: 44.953108 Longitude: -92.957182

Employer Name/Worksite Address	Graph	Count	Mean Wage	Median Wage	Lowest Wage	Highest Wage
INTERTEK TESTING SERVICES NA, INC., 7250 HUDSON BLVD., SUITE 100, OAKDALE, MN (https://www.google.com/maps/place/7250%20HUDSON%20BLVD.,%20SUITE%20100,OAKDALE,MN)	Graph	1	\$70,000.00	\$70,000.00	\$70,000.00	\$70,000.00
Totals	Graph	1	\$70,000.00	\$70,000.00	\$70,000.00	\$70,000.00

Latitude: 44.953226 Longitude: -92.959599

Employer Name/Worksite Address	Graph	Count	Mean Wage	Median Wage	Lowest Wage	Highest Wage
MOTION TECH AUTOMATION, LLC, 7166 4TH STREET NORTH, OAKDALE, MN (https://www.google.com/maps/place/7166%204TH%20STREET%20NORTH,OAKDALE,MN)	Graph	1	\$71,720.00	\$71,720.00	\$71,720.00	\$71,720.00
Totals	Graph	1	\$71,720.00	\$71,720.00	\$71,720.00	\$71,720.00

Employer Name/Worksite Address	Graph	Count	Mean Wage	Median Wage	Lowest Wage	Highest Wage

Employer Name/Worksite Address	Graph	Count	Mean Wage	Median Wage	Lowest Wage	Highest Wage
MOTION TECH AUTOMATION, LLC, 7166 4TH STREET NORTH, OAKDALE, MN (https://www.google.com/maps/place/7166%204TH%20STREET%20NORTH,OAKDALE,MN)	Graph	1	\$71,720.00	\$71,720.00	\$71,720.00	\$71,720.00
Totals	Graph	1	\$71,720.00	\$71,720.00	\$71,720.00	\$71,720.00

Latitude: 44.953626 Longitude: -93.346637

Employer Name/Worksite Address	Graph	Count	Mean Wage	Median Wage	Lowest Wage	Highest Wage
BCD TRAVEL USA LLC, 2705 TOLEDO AVE S, ST LOUIS PARK, MN (https://www.google.com/maps/place/2705%20TOLEDO%20AVE%20S,ST%20LOUIS%20PARK,MN)	Graph	1	\$190,000.00	\$190,000.00	\$190,000.00	\$190,000.00
Totals	Graph	1	\$190,000.00	\$190,000.00	\$190,000.00	\$190,000.00

Latitude: 44.953729 Longitude: -93.473397

Employer Name/Employer Address	Graph	Count	Mean Wage	Median Wage	Lowest Wage	Highest Wage
CARGILL INCORPORATED, 15407 MCGINTY ROAD WEST, MINNEAPOLIS, MN (https://www.google.com/maps/place/15407%20MCGINTY%20ROAD%20WEST,MINNEAPOLIS,MN)	Graph	2	\$121,500.00	\$121,500.00	\$121,500.00	\$121,500.00
CARGILL, INCORPORATED, 15407 MCGINTY ROAD WEST, WAYZATA, MN (https://www.google.com/maps/place/15407%20MCGINTY%20ROAD%20WEST,WAYZATA,MN)	Graph	25	\$100,176.36	\$103,106.00	\$71,614.00	\$152,568.00
Totals	Graph	27	\$101,755.89	\$103,106.00	\$71,614.00	\$152,568.00

Employer Name/Worksite Address	Graph	Count	Mean Wage	Median Wage	Lowest Wage	Highest Wage
ACCENTURE LLP, 15407 MCGINTY ROAD WEST, WAYZATA, MN (https://www.google.com/maps/place/15407%20MCGINTY%20ROAD%20WEST,WAYZATA,MN)	Graph	50	\$87,688.98	\$83,000.00	\$70,000.00	\$152,568.00
Totals	Graph	50	\$87,688.98	\$83,000.00	\$70,000.00	\$152,568.00

Latitude: 44.954472 Longitude: -93.1622

Employer Name/Employer Address	Graph	Count	Mean Wage	Median Wage
COMMUNITY ACTION PARTNERSHIP OF RAMSEY & WASHINGTON COUNTIES, 450 SYNDICATE ST N # 5, ST PAUL, MN 55104, ST PAUL, MN (https://www.google.com/maps/place/450%20SYNDICATE%20ST%20N%20#%205,%20ST%20PAUL,%20MN%2055104,ST%20PAUL,MN)	Graph	1	\$37,440.00	\$37,440.00
Totals	Graph	1	\$37,440.00	\$37,440.00

Employer Name/Worksite Address	Graph	Count	Mean Wage	Median Wage	Lowest Wage	Highest Wage
AMHERST H WILDER FOUNDATION, 451 LEXINGTON PARKWAY, SAINT PAUL, MN (https://www.google.com/maps/place/451%20LEXINGTON%20PARKWAY%60,SAINT%20PAUL,MN)	Graph	2	\$34,819.50	\$31,325.00	\$31,325.00	\$38,314.00
Totals	Graph	2	\$34,819.50	\$31,325.00	\$31,325.00	\$38,314.00

Latitude: 44.954611 Longitude: -93.154212

Employer Name/Worksite Address	Graph	Count	Mean Wage	Median Wage	Lowest Wage	Highest Wage
COMMUNITY ACTION PARTNERSHIP OF RAMSEY & WASHINGTON COUNTIES, 450 SYNDICATE ST N # 5, ST PAUL, MN (https://www.google.com/maps/place/450%20SYNDICATE%20ST%20N%20#%205,ST%20PAUL,MN)	Graph	1	\$37,440.00	\$37,440.00	\$37,440.00	\$37,440.00
COMMUNITY ACTION PARTNERSHIP OF RAMSEY & WASHINGTON COUNTIES, 450 SYNDICATE STREET NORTH, ST. PAUL, MN (https://www.google.com/maps/place/450%20SYNDICATE%20STREET%20NORTH,ST.%20PAUL,MN)	Graph	1	\$69,659.00	\$69,659.00	\$69,659.00	\$69,659.00
Totals	Graph	2	\$53,549.50	\$37,440.00	\$37,440.00	\$69,659.00

Latitude: 44.954732 Longitude: -93.432282

Employer Name/Worksite Address	Graph	Count	Mean Wage	Median Wage	Lowest Wage	Highest Wage
INDEPENDENT SCHOOL DISTRICT #270, HOPKINS, HOPKINS WEST JUNIOR HIGH, MINNETONKA, MN (https://www.google.com/maps/place/HOPKINS%20WEST%20JUNIOR%20HIGH,MINNETONKA,MN)	Graph	1	\$47,762.00	\$47,762.00	\$47,762.00	\$47,762.00
INDEPENDENT SCHOOL DISTRICT #270, HOPKINS, XINXING @ WEST, MINNETONKA, MN (https://www.google.com/maps/place/XINXING%20@%20WEST,MINNETONKA,MN)	Graph	1	\$63,876.00	\$63,876.00	\$63,876.00	\$63,876.00
INDEPENDENT SCHOOL DISTRICT #270, HOPKINS, XINXING ACADEMY, HOPKINS, MN (https://www.google.com/maps/place/XINXING%20ACADEMY,HOPKINS,MN)	Graph	3	\$47,526.33	\$45,762.00	\$43,762.00	\$53,055.00
Totals	Graph	5	\$50,843.40	\$47,762.00	\$43,762.00	\$63,876.00

Latitude: 44.95512 Longitude: -93.084799

Employer Name/Worksite Address	Graph	Count	Mean Wage	Median Wage	Lowest Wage	Highest Wage
CANVAS INFOTECH, INC., 444 LAFAYETTE RD., ST. PAUL, MN (https://www.google.com/maps/place/444%20LAFAYETTE%20RD.,ST.%20PAUL,MN)	Graph	1	\$52,000.00	\$52,000.00	\$52,000.00	\$52,000.00
CANVAS INFOTECH, INC., 444 LAFAYETTE RD, ST. PAUL, MN (https://www.google.com/maps/place/444%20LAFAYETTE%20RD,ST.%20PAUL,MN)	Graph	1	\$52,000.00	\$52,000.00	\$52,000.00	\$52,000.00
COMPUNNEL SOFTWARE GROUP, INC., 444 LAFAYETTE RD N, SAINT PAUL, MN (https://www.google.com/maps/place/444%20LAFAYETTE%20RD%20N,SAINT%20PAUL,MN)	Graph	1	\$71,000.00	\$71,000.00	\$71,000.00	\$71,000.00
GLOBALPOINT, INC., 444 LAFAYETTE RD, SAINT PAUL, MN (https://www.google.com/maps/place/444%20LAFAYETTE%20RD,SAINT%20PAUL,MN)	Graph	1	\$95,000.00	\$95,000.00	\$95,000.00	\$95,000.00
LANCESOFT, INC., 444 LAFAYETTE ROAD, SAINT PAUL, MN (https://www.google.com/maps/place/444%20LAFAYETTE%20ROAD,SAINT%20PAUL,MN)	Graph	1	\$80,000.00	\$80,000.00	\$80,000.00	\$80,000.00
PROFESSIONAL CONSULTING, INC, 444 LAFAYETTE ROAD NORTH, ST PAUL, MN (https://www.google.com/maps/place/444%20LAFAYETTE%20ROAD%20NORTH,ST%20PAUL,MN)	Graph	1	\$64,501.00	\$64,501.00	\$64,501.00	\$64,501.00
TECHNICAL INFORMATION AND PROFESSIONAL SOLUTIONS, INC, 444 LAFAYETTE ROAD, ST PAUL, MN (https://www.google.com/maps/place/444%20LAFAYETTE%20ROAD,ST%20PAUL,MN)	Graph	1	\$130,000.00	\$130,000.00	\$130,000.00	\$130,000.00
COOLSOFT LLC, 444 LAFAYETTE RD, SAINT PAUL, MN (https://www.google.com/maps/place/444%20LAFAYETTE%20RD,SAINT%20PAUL,MN)	Graph	2	\$75,000.00	\$72,000.00	\$72,000.00	\$78,000.00
VAKTECH CORPORATION, LLC, 444 LAFAYETTE RD, ST PAUL, MN (https://www.google.com/maps/place/444%20LAFAYETTE%20RD,ST%20PAUL,MN)	Graph	4	\$63,800.00	\$60,000.00	\$52,000.00	\$83,200.00
INTERNATIONAL SOLUTIONS GROUP, INC., 444 LAFAYETTE ROAD, ST. PAUL, MN (https://www.google.com/maps/place/444%20LAFAYETTE%20ROAD,ST.%20PAUL,MN)	Graph	123	\$98,143.24	\$97,000.00	\$60,000.00	\$120,000.00
Totals	Graph	136	\$95,744.99	\$97,000.00	\$52,000.00	\$130,000.00

Latitude: 44.955182 Longitude: -93.096147

Employer Name/Employer Address	Graph	Count	Mean Wage	Median Wage	Lowest Wage	Highest Wage
REGIONS HOSPITAL, 640 JACKSON STREET, ST. PAUL, MN (https://www.google.com/maps/place/640%20JACKSON%20STREET,ST.%20PAUL,MN)	Graph	1	\$60,528.00	\$60,528.00	\$60,528.00	\$60,528.00
Totals	Graph	1	\$60,528.00	\$60,528.00	\$60,528.00	\$60,528.00

Employer Name/Worksite Address	Graph	Count	Mean Wage	Median Wage	Lowest Wage	Highest Wage
GROUP HEALTH PLAN, INC., 640 JACKSON ST, ST. PAUL, MN (https://www.google.com/maps/place/640%20JACKSON%20ST,ST.%20PAUL,MN)	Graph	1	\$245,000.00	\$245,000.00	\$245,000.00	\$245,000.00
REGIONS HOSPITAL, 640 JACKSON STREET, ST. PAUL, MN (https://www.google.com/maps/place/640%20JACKSON%20STREET,ST.%20PAUL,MN)	Graph	2	\$59,987.00	\$59,446.00	\$59,446.00	\$60,528.00
GROUP HEALTH PLAN, INC., 640 JACKSON ST., ST. PAUL, MN (https://www.google.com/maps/place/640%20JACKSON%20ST.,ST.%20PAUL,MN)	Graph	4	\$301,622.75	\$250,000.00	\$226,491.00	\$475,000.00
Totals	Graph	7	\$224,495.00	\$245,000.00	\$59,446.00	\$475,000.00

Latitude: 44.955266 Longitude: -93.289258

Employer Name/Employer Address	Graph	Count	Mean Wage	Median Wage	Lowest Wage
UDRIS BURGESS ARCHITECTURE AND DESIGN, INC., 2609 ALDRICH AVENUE SOUTH, SUITE 100, MINNEAPOLIS, MN (https://www.google.com/maps/place/2609%20ALDRICH%20AVENUE%20SOUTH,%20SUITE%20100,MINNEAPOLIS,MN)	Graph	1	\$48,000.00	\$48,000.00	\$48,000.00
Totals	Graph	1	\$48,000.00	\$48,000.00	\$48,000.00

Employer Name/Worksite Address	Graph	Count	Mean Wage	Median Wage	Lowest Wage
UDRIS BURGESS ARCHITECTURE AND DESIGN, INC., 2609 ALDRICH AVENUE SOUTH, SUITE 100, MINNEAPOLIS, MN (https://www.google.com/maps/place/2609%20ALDRICH%20AVENUE%20SOUTH,%20SUITE%20100,MINNEAPOLIS,MN)	Graph	1	\$48,000.00	\$48,000.00	\$48,000.00
Totals	Graph	1	\$48,000.00	\$48,000.00	\$48,000.00

Latitude: 44.955268 Longitude: -93.274123

Employer Name/Worksite Address	Graph	Count	Mean Wage	Median Wage	Lowest Wage	Highest Wage
WEBILENT TECHNOLOGY INC, 255 2ND AVENUE S, MINNEAPOLIS, MN (https://www.google.com/maps/place/255%202ND%20AVENUE%20S,MINNEAPOLIS,MN)	Graph	1	\$68,000.00	\$68,000.00	\$68,000.00	\$68,000.00
Totals	Graph	1	\$68,000.00	\$68,000.00	\$68,000.00	\$68,000.00

Latitude: 44.955288 Longitude: -93.380875

Employer Name/Worksite Address	Graph	Count	Mean Wage	Median Wage	Lowest Wage	Highest Wage
UNIVERSITY OF PITTSBURGH PHYSICIANS, AVANA ON SEVEN APARTMENTS, ST. LOUIS PARK, MN (https://www.google.com/maps/place/AVANA%20ON%20SEVEN%20APARTMENTS,ST.%20LOUIS%20PARK,MN)	Graph	1	\$200,000.00	\$200,000.00	\$200,000.00	\$200,000.00
TATA CONSULTANCY SERVICES LIMITED, 5701, GOLDEN HILLS DRIVE GOLDEN VALLEY, GOLDEN VALLEY, MN (https://www.google.com/maps/place/5701,%20GOLDEN%20HILLS%20DRIVE%20GOLDEN%20VALLEY,GOLDEN%20VALLEY,MN)	Graph	2	\$62,500.00	\$62,500.00	\$62,500.00	\$62,500.00
TATA CONSULTANCY SERVICES LIMITED, 5701, GOLDEN HILLS DRIVE, GOLDEN VALLEY, MN (https://www.google.com/maps/place/5701,%20GOLDEN%20HILLS%20DRIVE,GOLDEN%20VALLEY,MN)	Graph	30	\$61,679.20	\$60,700.00	\$60,700.00	\$60,700.00
Totals	Graph	33	\$65,920.48	\$60,700.00	\$60,700.00	\$60,700.00

Latitude: 44.95559 Longitude: -93.171686

Employer Name/Worksite Address	Graph	Count	Mean Wage	Median Wage	Lowest Wage	Highest Wage
CNET GLOBAL SOLUTIONS INC, 1690 UNIVERSITY AVENUE W, SAINT PAUL, MN (https://www.google.com/maps/place/1690%20UNIVERSITY%20AVENUE%20W,SAINT%20PAUL,MN)	Graph	1	\$80,000.00	\$80,000.00	\$80,000.00	\$80,000.00
Totals	Graph	1	\$80,000.00	\$80,000.00	\$80,000.00	\$80,000.00

Latitude: 44.955832 Longitude: -93.114761

Employer Name/Employer Address	Graph	Count	Mean Wage	Median Wage	Lowest Wage
METRO SOCIAL SERVICES, INC., 345 UNIVERSITY AVENUE WEST, SUITE A, SAINT PAUL, MN (https://www.google.com/maps/place/345%20UNIVERSITY%20AVENUE%20WEST,%20SUITE%20A,SAINT%20PAUL,MN)	Graph	1	\$53,539.00	\$53,539.00	\$53,539.00
Totals	Graph	1	\$53,539.00	\$53,539.00	\$53,539.00

Employer Name/Worksite Address	Graph	Count	Mean Wage	Median Wage	Lowest Wage
METRO SOCIAL SERVICES, INC., 345 UNIVERSITY AVENUE WEST, SUITE A, SAINT PAUL, MN (https://www.google.com/maps/place/345%20UNIVERSITY%20AVENUE%20WEST,%20SUITE%20A,SAINT%20PAUL,MN)	Graph	1	\$53,539.00	\$53,539.00	\$53,539.00
Totals	Graph	1	\$53,539.00	\$53,539.00	\$53,539.00

Latitude: 44.955837 Longitude: -93.370853

Employer Name/Employer Address	Graph	Count	Mean Wage	Median Wage	Lowest Wage	Highest Wage
APADANA LLC, 2629 LOUISIANA AVENUE SOUTH, ST. LOUIS PARK, MN (https://www.google.com/maps/place/2629%20LOUISIANA%20AVENUE%20SOUTH,ST.%20LOUIS%20PARK,MN)	Graph	1	\$105,000.00	\$105,000.00	\$105,000.00	\$105,000.00
Totals	Graph	1	\$105,000.00	\$105,000.00	\$105,000.00	\$105,000.00

Employer Name/Worksite Address	Graph	Count	Mean Wage	Median Wage	Lowest Wage	Highest Wage
APADANA LLC, 2629 LOUISIANA AVE. S, ST. LOUIS PARK, MN (https://www.google.com/maps/place/2629%20LOUISIANA%20AVE.%20S,ST.%20LOUIS%20PARK,MN)	Graph	1	\$105,000.00	\$105,000.00	\$105,000.00	\$105,000.00
Totals	Graph	1	\$105,000.00	\$105,000.00	\$105,000.00	\$105,000.00

Latitude: 44.955962 Longitude: -93.09732

Employer Name/Worksite Address	Graph	Count	Mean Wage	Median Wage	Lowest Wage	Highest Wage
GILLETTE CHILDREN'S SPECIALTY HEALTHCARE, 183 UNIVERSITY AVENUE EAST, SAINT PAUL, MN (https://www.google.com/maps/place/183%20UNIVERSITY%20AVENUE%20EAST,SAINT%20PAUL,MN)	Graph	2	\$60,008.00	\$60,008.00	\$60,008.00	\$60,008.00
Totals	Graph	2	\$60,008.00	\$60,008.00	\$60,008.00	\$60,008.00

Latitude: 44.956005 Longitude: -93.084956

Employer Name/Worksite Address	Graph	Count	Mean Wage	Median Wage	Lowest Wage	Highest Wage
ASH GROUP LLC, 444 LAFAYETTE ROAD NORTH, SAINT PAUL, MN (https://www.google.com/maps/place/444%20LAFAYETTE%20ROAD%20NORTH,SAINT%20PAUL,MN)	Graph	1	\$70,000.00	\$70,000.00	\$70,000.00	\$70,000.00
ITPROFOUND INC., 44 LAFAYETTE ROAD NORTH, ST. PAUL, MN (https://www.google.com/maps/place/44%20LAFAYETTE%20ROAD%20NORTH,ST.%20PAUL,MN)	Graph	1	\$78,000.00	\$78,000.00	\$78,000.00	\$78,000.00
Totals	Graph	2	\$74,000.00	\$70,000.00	\$70,000.00	\$78,000.00

Latitude: 44.956026 Longitude: -93.08268

Employer Name/Worksite Address	Graph	Count	Mean Wage	Median Wage	Lowest Wage	Highest Wage
APPRIDAT SOLUTIONS, LLC, DEPT. OF TRANSPORTATION/STATE OF MN, ST. PAUL, MN (https://www.google.com/maps/place/DEPT.%20OF%20TRANSPORTATION/STATE%20OF%20MN,ST.%20PAUL,MN)	Graph	1	\$69,805.00	\$69,805.00	\$69,805.00	\$69,805.00
CONNVERTEX TECHNOLOGIES INC, STATE OF MN, ST PAUL, MN (https://www.google.com/maps/place/STATE%20OF%20MN,ST%20PAUL,MN)	Graph	1	\$78,000.00	\$78,000.00	\$78,000.00	\$78,000.00
GENIUS MINDS LLC, 658 CEDAR STREET, CENTENNIAL OFFICE BLDG, ST. PAUL, MN (https://www.google.com/maps/place/658%20CEDAR%20STREET,%20CENTENNIAL%20OFFICE%20BLDG,ST.%20PAUL,MN)	Graph	1	\$65,000.00	\$65,000.00	\$65,000.00	\$65,000.00
ISR INFO WAY, INC., DEPARTMENT OF HUMAN SERVICES BUILDING (DHS), SAINT PAUL, MN (https://www.google.com/maps/place/DEPARTMENT%20OF%20HUMAN%20SERVICES%20BUILDING%20(DHS),SAINT%20PAUL,MN)	Graph	1	\$94,765.00	\$94,765.00	\$94,765.00	\$94,765.00
ITPROFOUND INC., MINNESOTA DEPARTMENT OF ADMINISTRATION BUILDING, ST. PAUL, MN (https://www.google.com/maps/place/MINNESOTA%20DEPARTMENT%20OF%20ADMINISTRATION%20BUILDING,ST.%20PAUL,MN)	Graph	1	\$70,000.00	\$70,000.00	\$70,000.00	\$70,000.00
SARAS AMERICA INC., 2ND FLOOR CENTENNIAL OFFICE BUILDING, ST. PAUL, MN (https://www.google.com/maps/place/2ND%20FLOOR%20CENTENNIAL%20OFFICE%20BUILDING,ST.%20PAUL,MN)	Graph	1	\$57,000.00	\$57,000.00	\$57,000.00	\$57,000.00
Totals	Graph	6	\$72,428.33	\$69,805.00	\$69,805.00	\$94,765.00

Latitude: 44.956085 Longitude: -93.084668

Employer Name/Worksite Address	Graph	Count	Mean Wage	Median Wage	Lowest Wage	Highest Wage
CAMBAY CONSULTING LLC, 500 LAFAYETTE ROAD, SAINT PAUL, MN (https://www.google.com/maps/place/500%20LAFAYETTE%20ROAD,SAINT%20PAUL,MN)	Graph	3	\$67,794.33	\$62,733.00	\$62,733.00	\$77,917.00

Employer Name/Worksite Address	Graph	Count	Mean Wage	Median Wage	Lowest Wage	Highest Wage
Totals	Graph	3	\$67,794.33	\$62,733.00	\$62,733.00	\$77,917.00

Latitude: 44.956309 Longitude: -93.096069

Employer Name/Employer Address	Graph	Count	Mean Wage	Median Wage	Lowest Wage	Highest Wage
GILLETTE CHILDREN'S SPECIALTY HEALTHCARE, 200 UNIVERSITY AVENUE EAST, SAINT PAUL, MN (https://www.google.com/maps/place/200%20UNIVERSITY%20AVENUE%20EAST,SAINT%20PAUL,MN)	Graph	5	\$62,872.20	\$60,008.00	\$60,008.00	\$70,000.00
Totals	Graph	5	\$62,872.20	\$60,008.00	\$60,008.00	\$70,000.00

Employer Name/Worksite Address	Graph	Count	Mean Wage	Median Wage	Lowest Wage	Highest Wage
GILLETTE CHILDREN'S SPECIALTY HEALTHCARE, 200 UNIVERSITY AVENUE EAST, SAINT PAUL, MN (https://www.google.com/maps/place/200%20UNIVERSITY%20AVENUE%20EAST,SAINT%20PAUL,MN)	Graph	3	\$64,781.67	\$64,337.00	\$60,008.00	\$70,000.00
Totals	Graph	3	\$64,781.67	\$64,337.00	\$60,008.00	\$70,000.00

Latitude: 44.956652 Longitude: -92.964379

Employer Name/Employer Address	Graph	Count	Mean Wage	Median Wage	Lowest Wage	Highest Wage
ENGINEERING & CONSTRUCTION INNOVATIONS, INC., 7002 6TH STREET NORTH, OAKDALE, MN (https://www.google.com/maps/place/7002%206TH%20STREET%20NORTH,OAKDALE,MN)	Graph	1	\$83,200.00	\$83,200.00	\$83,200.00	\$83,200.00
Totals	Graph	1	\$83,200.00	\$83,200.00	\$83,200.00	\$83,200.00

Employer Name/Worksite Address	Graph	Count	Mean Wage	Median Wage	Lowest Wage	Highest Wage
ENGINEERING & CONSTRUCTION INNOVATIONS, INC., 7002 6TH STREET NORTH, OAKDALE, MN (https://www.google.com/maps/place/7002%206TH%20STREET%20NORTH,OAKDALE,MN)	Graph	1	\$83,200.00	\$83,200.00	\$83,200.00	\$83,200.00
Totals	Graph	1	\$83,200.00	\$83,200.00	\$83,200.00	\$83,200.00

Latitude: 44.956685 Longitude: -93.271566

Employer Name/Worksite Address	Graph	Count	Mean Wage	Median Wage	Lowest Wage	Highest Wage
PINNAKL EDGE LLC, 2535 CLINTON AVENUE, MINNEAPOLIS, MN (https://www.google.com/maps/place/2535%20CLINTON%20AVENUE,MINNEAPOLIS,MN)	Graph	1	\$63,000.00	\$63,000.00	\$63,000.00	\$63,000.00
Totals	Graph	1	\$63,000.00	\$63,000.00	\$63,000.00	\$63,000.00

Latitude: 44.956772 Longitude: -93.104086

Employer Name/Worksite Address	Graph	Count	Mean Wage	Median Wage	Lowest Wage	Highest Wage
ITPROFOUND INC, 50 SHERBURNE AVENUE, ST. PAUL, MN (https://www.google.com/maps/place/50%20SHERBURNE%20AVENUE,ST.%20PAUL,MN)	Graph	1	\$65,000.00	\$65,000.00	\$65,000.00	\$65,000.00
Totals	Graph	1	\$65,000.00	\$65,000.00	\$65,000.00	\$65,000.00

Latitude: 44.956877 Longitude: -93.262488

Employer Name/Employer Address	Graph	Count	Mean Wage	Median Wage	Lowest Wage	Highest Wage
CHILDREN'S HOSPITALS AND CLINICS OF MINNESOTA, 2525 CHICAGO AVENUE SOUTH, MINNEAPOLIS, MN (https://www.google.com/maps/place/2525%20CHICAGO%20AVENUE%20SOUTH,MINNEAPOLIS,MN)	Graph	4	\$123,526.00	\$79,872.00	\$39,832.00	\$187,200.00

Employer Name/Employer Address	Graph	Count	Mean Wage	Median Wage	Lowest Wage	Highest Wage
Totals	Graph	4	\$123,526.00	\$79,872.00	\$39,832.00	\$187,200.00

Employer Name/Worksite Address	Graph	Count	Mean Wage	Median Wage	Lowest Wage	Highest Wage
CHILDREN'S HOSPITALS AND CLINICS OF MINNESOTA, 2525 CHICAGO AVENUE SOUTH, MINNEAPOLIS, MN (https://www.google.com/maps/place/2525%20CHICAGO%20AVENUE%20SOUTH,MINNEAPOLIS,MN)	Graph	1	\$79,872.00	\$79,872.00	\$79,872.00	\$79,872.00
CHILDREN'S HOSPITALS AND CLINICS OF MINNESOTA, 2525 CHICAGO AVE SOUTH, MINNEAPOLIS, MN (https://www.google.com/maps/place/2525%20CHICAGO%20AVE%20SOUTH,MINNEAPOLIS,MN)	Graph	3	\$138,077.33	\$187,200.00	\$39,832.00	\$187,200.00
Totals	Graph	4	\$123,526.00	\$79,872.00	\$39,832.00	\$187,200.00

Latitude: 44.958254 Longitude: -94.043191

Employer Name/Employer Address	Graph	Count	Mean Wage	Median Wage	Lowest Wage	Highest Wage
TETRA PAK PROCESSING EQUIPMENT INC., 801 KINGSLEY STREET, WINSTED, MN (https://www.google.com/maps/place/801%20KINGSLEY%20STREET,WINSTED,MN)	Graph	3	\$82,256.01	\$83,686.00	\$77,250.00	\$85,832.04
Totals	Graph	3	\$82,256.01	\$83,686.00	\$77,250.00	\$85,832.04

Employer Name/Worksite Address	Graph	Count	Mean Wage	Median Wage	Lowest Wage	Highest Wage
TETRA PAK PROCESSING EQUIPMENT INC., 801 KINGSLEY ST., WINSTED, MN (https://www.google.com/maps/place/801%20KINGSLEY%20ST.,WINSTED,MN)	Graph	1	\$85,832.04	\$85,832.04	\$85,832.04	\$85,832.04
TETRA PAK INC., 801 KINGSLEY STREET, WINSTED, MN (https://www.google.com/maps/place/801%20KINGSLEY%20STREET,WINSTED,MN)	Graph	4	\$79,734.00	\$77,250.00	\$60,000.00	\$98,000.00
Totals	Graph	5	\$80,953.61	\$83,686.00	\$60,000.00	\$98,000.00

Latitude: 44.958466 Longitude: -93.233108

Employer Name/Employer Address	Graph	Count	Mean Wage	Median Wage	Lowest Wage	Highest Wage
CAPTIONMAX, INC., 2438 27TH AVENUE SOUTH, MINNEAPOLIS, MN (https://www.google.com/maps/place/2438%2027TH%20AVENUE%20SOUTH,MINNEAPOLIS,MN)	Graph	1	\$55,000.00	\$55,000.00	\$55,000.00	\$55,000.00
Totals	Graph	1	\$55,000.00	\$55,000.00	\$55,000.00	\$55,000.00

Employer Name/Worksite Address	Graph	Count	Mean Wage	Median Wage	Lowest Wage	Highest Wage
CAPTIONMAX, INC., 2438 27TH AVENUE SOUTH, MINNEAPOLIS, MN (https://www.google.com/maps/place/2438%2027TH%20AVENUE%20SOUTH,MINNEAPOLIS,MN)	Graph	1	\$55,000.00	\$55,000.00	\$55,000.00	\$55,000.00
Totals	Graph	1	\$55,000.00	\$55,000.00	\$55,000.00	\$55,000.00

Latitude: 44.95866 Longitude: -92.948705

Employer Name/Employer Address	Graph	Count	Mean Wage	Median Wage	Lowest Wage	Highest Wage
GOOD KIDS EDUCATION, 7721 7TH STREET N, OAKDALE, MN (https://www.google.com/maps/place/7721%207TH%20STREET%20N,OAKDALE,MN)	Graph	1	\$63,000.00	\$63,000.00	\$63,000.00	\$63,000.00
Totals	Graph	1	\$63,000.00	\$63,000.00	\$63,000.00	\$63,000.00

Employer Name/Worksite Address	Graph	Count	Mean Wage	Median Wage	Lowest Wage	Highest Wage
GOOD KIDS EDUCATION, 7721 7TH STREET N, OAKDALE, MN (https://www.google.com/maps/place/7721%207TH%20STREET%20N,OAKDALE,MN)	Graph	1	\$63,000.00	\$63,000.00	\$63,000.00	\$63,000.00

Employer Name/Worksite Address	Graph	Count	Mean Wage	Median Wage	Lowest Wage	Highest Wage
Totals	Graph	1	\$63,000.00	\$63,000.00	\$63,000.00	\$63,000.00

Latitude: 44.959666 Longitude: -93.277907

Employer Name/Worksite Address	Graph	Count	Mean Wage	Median Wage	Lowest Wage	Highest Wage
WALDORF CITY SCHOOL, INC., 2344 NICOLLET AVENUE SOUTH, MINNEAPOLIS, MN (https://www.google.com/maps/place/2344%20NICOLLET%20AVENUE%20SOUTH,MINNEAPOLIS,MN)	Graph	1	\$41,100.00	\$41,100.00	\$41,100.00	\$41,100.00
Totals	Graph	1	\$41,100.00	\$41,100.00	\$41,100.00	\$41,100.00

Employer Name/Worksite Address	Graph	Count	Mean Wage	Median Wage	Lowest Wage	Highest Wage
WALDORF CITY SCHOOL, INC., 2344 NICOLLET AVENUE SOUTH, MINNEAPOLIS, MN (https://www.google.com/maps/place/2344%20NICOLLET%20AVENUE%20SOUTH,MINNEAPOLIS,MN)	Graph	1	\$41,100.00	\$41,100.00	\$41,100.00	\$41,100.00
Totals	Graph	1	\$41,100.00	\$41,100.00	\$41,100.00	\$41,100.00

Latitude: 44.960961 Longitude: -93.067998

Employer Name/Worksite Address	Graph	Count	Mean Wage	Median Wage	Lowest Wage	Highest Wage
COMUNIDADES LATINAS UNIDAS EN SERVICIO, INC., 797 EAST 7TH STREET, SAINT PAUL, MN (https://www.google.com/maps/place/797%20EAST%207TH%20STREET,SAINT%20PAUL,MN)	Graph	2	\$43,440.20	\$43,430.40	\$43,430.40	\$43,450.00
Totals	Graph	2	\$43,440.20	\$43,430.40	\$43,430.40	\$43,450.00

Employer Name/Worksite Address	Graph	Count	Mean Wage	Median Wage	Lowest Wage	Highest Wage
COMUNIDADES LATINAS UNIDAS EN SERVICIO, INC., 797 E. 7TH STREET, SAINT PAUL, MN (https://www.google.com/maps/place/797%20E.%207TH%20STREET,SAINT%20PAUL,MN)	Graph	2	\$43,440.20	\$43,430.40	\$43,430.40	\$43,450.00
Totals	Graph	2	\$43,440.20	\$43,430.40	\$43,430.40	\$43,450.00

Latitude: 44.961867 Longitude: -93.100169

Employer Name/Worksite Address	Graph	Count	Mean Wage	Median Wage	Lowest Wage	Highest Wage
MINNESOTA TEACHERS RETIREMENT ASSOCIATION, 60 EMPIRE DRIVE, ST. PAUL, MN (https://www.google.com/maps/place/60%20EMPIRE%20DRIVE,ST.%20PAUL,MN)	Graph	4	\$69,760.00	\$54,225.00	\$54,225.00	\$110,372.00
Totals	Graph	4	\$69,760.00	\$54,225.00	\$54,225.00	\$110,372.00

Employer Name/Worksite Address	Graph	Count	Mean Wage	Median Wage	Lowest Wage	Highest Wage
HOLLSTADT & ASSOCIATES, INC., 60 EMPIRE DRIVE, SAINT PAUL, MN (https://www.google.com/maps/place/60%20EMPIRE%20DRIVE,SAINT%20PAUL,MN)	Graph	1	\$78,000.00	\$78,000.00	\$78,000.00	\$78,000.00
RWALTZ SOFTWARE SERVICES GROUP INC, 60 EMPIRE DRIVE, ST. PAUL, MN (https://www.google.com/maps/place/60%20EMPIRE%20DRIVE,ST.%20PAUL,MN)	Graph	5	\$67,808.00	\$60,000.00	\$54,225.00	\$110,372.00
Totals	Graph	6	\$69,506.67	\$60,000.00	\$54,225.00	\$110,372.00

Latitude: 44.961996 Longitude: -93.261208

Employer Name/Worksite Address	Graph	Count	Mean Wage	Median Wage	Lowest Wage	Highest Wage
POPULUS GROUP LLC, 7000 CENTRAL AVE. NE, MINNEAPOLIS, MN (https://www.google.com/maps/place/7000%20CENTRAL%20AVE.%20NE,MINNEAPOLIS,MN)	Graph	1	\$114,296.00	\$114,296.00	\$114,296.00	\$114,296.00

Employer Name/Worksite Address	Graph	Count	Mean Wage	Median Wage	Lowest Wage	Highest Wage
Totals	Graph	1	\$114,296.00	\$114,296.00	\$114,296.00	\$114,296.00

Latitude: 44.962606 Longitude: -93.252423

Employer Name/Worksite Address	Graph	Count	Mean Wage	Median Wage	Lowest Wage	Highest Wage
UNIVERSITY OF MINNESOTA, 2001 BLOOMINGTON AVENUE, MINNEAPOLIS, MN (https://www.google.com/maps/place/2001%20BLOOMINGTON%20AVENUE,MINNEAPOLIS,MN)	Graph	1	\$153,000.00	\$153,000.00	\$153,000.00	\$153,000.00
Totals	Graph	1	\$153,000.00	\$153,000.00	\$153,000.00	\$153,000.00

Latitude: 44.962734 Longitude: -93.166925

Employer Name/Employer Address	Graph	Count	Mean Wage	Median Wage	Lowest Wage	Highest Wage
ALCHEMIST GENERAL INC., 720 SNELLING AVE N, ST. PAUL, MN (https://www.google.com/maps/place/720%20SNELLING%20AVE%20N,ST.%20PAUL,MN)	Graph	1	\$92,560.00	\$92,560.00	\$92,560.00	\$92,560.00
Totals	Graph	1	\$92,560.00	\$92,560.00	\$92,560.00	\$92,560.00

Employer Name/Worksite Address	Graph	Count	Mean Wage	Median Wage	Lowest Wage	Highest Wage
ALCHEMIST GENERAL INC., 720 SNELLING AVE N, ST. PAUL, MN (https://www.google.com/maps/place/720%20SNELLING%20AVE%20N,ST.%20PAUL,MN)	Graph	1	\$92,560.00	\$92,560.00	\$92,560.00	\$92,560.00
Totals	Graph	1	\$92,560.00	\$92,560.00	\$92,560.00	\$92,560.00

Latitude: 44.962765 Longitude: -93.279626

Employer Name/Employer Address	Graph	Count	Mean Wage	Median Wage	Lowest Wage	Highest Wage	Hi V
QUALITY ENGINEERING CONSULTANTS LLC, 100 SOUTH FIFTH STREET, SUITE 1900, MINNEAPOLIS, MN (https://www.google.com/maps/place/100%20SOUTH%20FIFTH%20STREET,%20SUITE%201900,MINNEAPOLIS,MN)	Graph	1	\$85,571.00	\$85,571.00	\$85,571.00	\$85,571.00	\$85
Totals	Graph	1	\$85,571.00	\$85,571.00	\$85,571.00	\$85,571.00	\$85

Employer Name/Worksite Address	Graph	Count	Mean Wage	Median Wage	Lowest Wage	Highest Wage
QUALITY ENGINEERING CONSULTANTS LLC, 100 SOUTH FIFTH STREET, MINNEAPOLIS, MN (https://www.google.com/maps/place/100%20SOUTH%20FIFTH%20STREET,MINNEAPOLIS,MN)	Graph	1	\$85,571.00	\$85,571.00	\$85,571.00	\$85,571.00
Totals	Graph	1	\$85,571.00	\$85,571.00	\$85,571.00	\$85,571.00

Latitude: 44.962768 Longitude: -93.284947

Employer Name/Worksite Address	Graph	Count	Mean Wage	Median Wage	Lowest Wage	Highest Wage
OLSON+CO., INC., 420 NORTH FIFTH STREET, MINNEAPOLIS, MN (https://www.google.com/maps/place/420%20NORTH%20FIFTH%20STREET,MINNEAPOLIS,MN)	Graph	6	\$103,757.37	\$95,014.40	\$77,833.60	\$135,012.80
Totals	Graph	6	\$103,757.37	\$95,014.40	\$77,833.60	\$135,012.80

Latitude: 44.962999 Longitude: -93.279115

Employer Name/Employer Address	Graph	Count	Mean Wage	Median Wage	Lowest Wage	Highest Wage
CARMICHAEL LYNCH INC., 110 NORTH FIFTH STREET, MINNEAPOLIS, MN (https://www.google.com/maps/place/110%20NORTH%20FIFTH%20STREET,MINNEAPOLIS,MN)	Graph	2	\$80,500.00	\$60,000.00	\$60,000.00	\$101,000.00

Employer Name/Employer Address	Graph	Count	Mean Wage	Median Wage	Lowest Wage	Highest Wage
Totals	Graph	2	\$80,500.00	\$60,000.00	\$60,000.00	\$101,000.00

Employer Name/Worksite Address	Graph	Count	Mean Wage	Median Wage	Lowest Wage	Highest Wage
CARMICHAEL LYNCH INC., 110 NORTH FIFTH STREET, MINNEAPOLIS, MN (https://www.google.com/maps/place/110%20NORTH%20FIFTH%20STREET,MINNEAPOLIS,MN)	Graph	2	\$80,500.00	\$60,000.00	\$60,000.00	\$101,000.00
Totals	Graph	2	\$80,500.00	\$60,000.00	\$60,000.00	\$101,000.00

Latitude: 44.96354 Longitude: -95.716918

Employer Name/Employer Address	Graph	Count	Mean Wage	Median Wage	Lowest Wage	Highest Wage
AVICENNA TECHNOLOGY, INC., 1602 BENSON RD., MONTEVIDEO, MN (https://www.google.com/maps/place/1602%20BENSON%20RD.,MONTEVIDEO,MN)	Graph	1	\$72,300.00	\$72,300.00	\$72,300.00	\$72,300.00
Totals	Graph	1	\$72,300.00	\$72,300.00	\$72,300.00	\$72,300.00

Employer Name/Worksite Address	Graph	Count	Mean Wage	Median Wage	Lowest Wage	Highest Wage
AVICENNA TECHNOLOGY, INC., 1602 BENSON ROAD, MONTEVIDEO, MN (https://www.google.com/maps/place/1602%20BENSON%20ROAD,MONTEVIDEO,MN)	Graph	1	\$72,300.00	\$72,300.00	\$72,300.00	\$72,300.00
Totals	Graph	1	\$72,300.00	\$72,300.00	\$72,300.00	\$72,300.00

Latitude: 44.964136 Longitude: -93.169221

Employer Name/Worksite Address	Graph	Count	Mean Wage	Median Wage	Lowest Wage	Highest Wage
SAINT PAUL PUBLIC SCHOOLS, DISTRICT 625, 1599 ENGLEWOOD AVE, SAINT PAUL, MN (https://www.google.com/maps/place/1599%20ENGLEWOOD%20AVE,SAINT%20PAUL,MN)	Graph	1	\$52,628.00	\$52,628.00	\$52,628.00	\$52,628.00
Totals	Graph	1	\$52,628.00	\$52,628.00	\$52,628.00	\$52,628.00

Latitude: 44.964925 Longitude: -93.062134

Employer Name/Employer Address	Graph	Count	Mean Wage	Median Wage	Lowest Wage	Highest Wage
3M COMPANY, 3M CENTER BUILDING 220-9E-02, ST. PAUL, MN (https://www.google.com/maps/place/3M%20CENTER%20BUILDING%20220-9E-02,ST.%20PAUL,MN)	Graph	22	\$100,718.92	\$100,655.00	\$82,659.00	\$126,565.00
Totals	Graph	22	\$100,718.92	\$100,655.00	\$82,659.00	\$126,565.00

Employer Name/Worksite Address	Graph	Count	Mean Wage	Median Wage	Lowest Wage
3M COMPANY, 3M CENTER BUILDING 220-9E-02, ST PAUL, MN (https://www.google.com/maps/place/3M%20CENTER%20BUILDING%20220-9E-02,ST%20PAUL,MN)	Graph	1	\$102,325.63	\$102,325.63	\$102,325.63
ACCENTURE LLP, 2501 HUDSON RD, ST PAUL, MN (https://www.google.com/maps/place/2501%20HUDSON%20RD,ST%20PAUL,MN)	Graph	1	\$91,021.00	\$91,021.00	\$91,021.00
ACCENTURE LLP, 3M CENTER 224, ST PAUL, MN (https://www.google.com/maps/place/3M%20CENTER%20224,ST%20PAUL,MN)	Graph	1	\$77,771.00	\$77,771.00	\$77,771.00
ACCENTURE LLP, 3M CENTER BUILDING 224-3C-26, ST. PAUL, MN (https://www.google.com/maps/place/3M%20CENTER%20BUILDING%20224-3C-26,ST.%20PAUL,MN)	Graph	1	\$143,500.00	\$143,500.00	\$143,500.00
ACCENTURE LLP, 3M CENTER DRIVE, SAINT PAUL, MN (https://www.google.com/maps/place/3M%20CENTER%20DRIVE,SAINT%20PAUL,MN)	Graph	1	\$104,291.00	\$104,291.00	\$104,291.00
ACCENTURE LLP, 3M CENTRE DRIVE, ST PAUL, MN (https://www.google.com/maps/place/3M%20CENTRE%20DRIVE,ST%20PAUL,MN)	Graph	1	\$77,771.00	\$77,771.00	\$77,771.00

Employer Name/Worksite Address	Graph	Count	Mean Wage	Median Wage	Low Wage
ACCENTURE LLP, 3M CORPORATE HEADQUARTERS, ST PAUL, MN (https://www.google.com/maps/place/3M%20CORPORATE%20HEADQUARTERS,ST%20PAUL,MN)	Graph	1	\$104,291.00	\$104,291.00	\$104,291.00
CLOUD SOURCE, INC., 3M CENTER BUILDING 0224, ST PAUL, MN (https://www.google.com/maps/place/3M%20CENTER%20BUILDING%200224,ST%20PAUL,MN)	Graph	1	\$64,501.00	\$64,501.00	\$64,501.00
E-BUSINESS INTERNATIONAL INC., 3M CENTER, BLDG 224-4N-4L4, ST. PAUL, MN (https://www.google.com/maps/place/3M%20CENTER,%20BLDG%20224-4N-4L4,ST.%20PAUL,MN)	Graph	1	\$94,000.00	\$94,000.00	\$94,000.00
E-NEXUS INC, 2501 HUDSON RD, MAPLEWOOD, MN (https://www.google.com/maps/place/2501%20HUDSON%20RD,MAPLEWOOD,MN)	Graph	1	\$78,000.00	\$78,000.00	\$78,000.00
ENTELECTS CORPORATION, 3M CORPORATE HEADQUARTERS, 3M CENTER, SAINT PAUL, MN (https://www.google.com/maps/place/3M%20CORPORATE%20HEADQUARTERS,%203M%20CENTER,SAINT%20PAUL,MN)	Graph	1	\$65,000.00	\$65,000.00	\$65,000.00
FIRST TEK, INC., 2501 HUDSON RD (BUILDING 224),, MAPLEWOOD,, MN (https://www.google.com/maps/place/2501%20HUDSON%20RD%20(BUILDING%20224),,MAPLEWOOD,,MN)	Graph	1	\$65,707.00	\$65,707.00	\$65,707.00
GENIUS MINDS LLC, 3M CORPORATE HEADQUARTERS, MAPLEWOOD, MN (https://www.google.com/maps/place/3M%20CORPORATE%20HEADQUARTERS,MAPLEWOOD,MN)	Graph	1	\$65,000.00	\$65,000.00	\$65,000.00
ICONSOFT, INC., 3M CENTER, BUILDING 0224, ST. PAUL, MN (https://www.google.com/maps/place/3M%20CENTER,%20BUILDING%200224,ST.%20PAUL,MN)	Graph	1	\$96,000.00	\$96,000.00	\$96,000.00
INFOSMART SYSTEMS, INC., 3M CENTER, BUILDING 224, ST. PAUL, MN (https://www.google.com/maps/place/3M%20CENTER,%20BUILDING%20224,ST.%20PAUL,MN)	Graph	1	\$69,000.00	\$69,000.00	\$69,000.00
KRYPT, INC., 3M CENTER, BUILDING 22, MAPLEWOOD, MN (https://www.google.com/maps/place/3M%20CENTER,%20BUILDING%2022,MAPLEWOOD,MN)	Graph	1	\$110,332.47	\$110,332.47	\$110,332.47
PAMTEN, INC., 3M, MAPLEWOOD, MN (https://www.google.com/maps/place/3M,MAPLEWOOD,MN)	Graph	1	\$102,000.00	\$102,000.00	\$102,000.00
SIRI INFOSOLUTIONS INC., 2501 HUDSON ROAD, MAPLEWOOD, MN (https://www.google.com/maps/place/2501%20HUDSON%20ROAD,MAPLEWOOD,MN)	Graph	1	\$82,000.00	\$82,000.00	\$82,000.00
VIRTUAL MATRIX CORPORATION, 3MCENTER, BUILDING # 224, SAINT PAUL, MN (https://www.google.com/maps/place/3MCENTER,%20BUILDING%20#%20224,SAINT%20PAUL,MN)	Graph	1	\$78,000.00	\$78,000.00	\$78,000.00
VOLT MANAGEMENT CORP, 3M CENTER - 209 3RD STREET, MAPLEWOOD, MN (https://www.google.com/maps/place/3M%20CENTER%20-%20209%203RD%20STREET,MAPLEWOOD,MN)	Graph	1	\$52,748.80	\$52,748.80	\$52,748.80
YOTTA SYSTEMS, INC., 3M, BLDG. 270-04N-09, ST. PAUL, MN (https://www.google.com/maps/place/3M,%20BLDG.%20270-04N-09,ST.%20PAUL,MN)	Graph	1	\$64,550.00	\$64,550.00	\$64,550.00
ACCENTURE LLP, 3M CENTER DRIVE, ST PAUL, MN (https://www.google.com/maps/place/3M%20CENTER%20DRIVE,ST%20PAUL,MN)	Graph	2	\$77,771.00	\$77,771.00	\$77,771.00
ACCENTURE LLP, 3M CENTER, MAPLEWOOD, MN (https://www.google.com/maps/place/3M%20CENTER,MAPLEWOOD,MN)	Graph	2	\$84,396.00	\$77,771.00	\$77,771.00
WIPRO LIMITED, 3M CENTER, BUILDING 224, SAINT PAUL, MN (https://www.google.com/maps/place/3M%20CENTER,%20BUILDING%20224,SAINT%20PAUL,MN)	Graph	2	\$78,707.00	\$78,707.00	\$78,707.00
CAPGEMINI AMERICA INC, 3M CENTER BLDG 270-4E3M, SAINT PAUL, MN (https://www.google.com/maps/place/3M%20CENTER%20BLDG%20270-4E3M,SAINT%20PAUL,MN)	Graph	3	\$78,800.00	\$78,800.00	\$78,800.00
WIPRO LLC, 3M CENTER, BLDG 224, SAINT PAUL, MN (https://www.google.com/maps/place/3M%20CENTER,%20BLDG%20224,SAINT%20PAUL,MN)	Graph	3	\$64,522.00	\$64,522.00	\$64,522.00
CAPGEMINI AMERICA INC, 3M CENTER BLDG 270-4E, SAINT PAUL, MN (https://www.google.com/maps/place/3M%20CENTER%20BLDG%20270-4E,SAINT%20PAUL,MN)	Graph	6	\$82,433.33	\$80,900.00	\$73,200.00
OCTAHEDRON LLC, 3M CENTER, BUILDING 225-3S-06, ST. PAUL, MN (https://www.google.com/maps/place/3M%20CENTER,%20BUILDING%20225-3S-06,ST.%20PAUL,MN)	Graph	8	\$65,000.00	\$65,000.00	\$65,000.00
ACCENTURE LLP, 3M CENTER, SAINT PAUL, MN (https://www.google.com/maps/place/3M%20CENTER,SAINT%20PAUL,MN)	Graph	9	\$82,184.00	\$82,700.00	\$64,522.00
OCTAHEDRON LLC, 3M CENTER, ST. PAUL, MN (https://www.google.com/maps/place/3M%20CENTER,ST.%20PAUL,MN)	Graph	15	\$79,650.25	\$77,771.00	\$66,000.00
3M COMPANY, 3M CENTER BUILDING 220-9E-02, ST. PAUL, MN (https://www.google.com/maps/place/3M%20CENTER%20BUILDING%20220-9E-02,ST.%20PAUL,MN)	Graph	21	\$100,642.41	\$100,655.00	\$82,655.00
ACCENTURE LLP, 3M CENTER, ST PAUL, MN (https://www.google.com/maps/place/3M%20CENTER,ST%20PAUL,MN)	Graph	26	\$86,998.69	\$82,700.00	\$68,557.00
ENTERPRISE SERVICES LLC, 3M CENTER BLDG. 224, ST. PAUL, MN (https://www.google.com/maps/place/3M%20CENTER%20BLDG.%20224,ST.%20PAUL,MN)	Graph	30	\$111,405.00	\$111,405.00	\$111,405.00
Totals	Graph	148	\$90,311.76	\$91,021.00	\$52,748.80

Latitude: 44.965526 Longitude: -93.345515

Employer Name/Employer Address	Graph	Count	Mean Wage	Median Wage	Lowest Wage	Highest Wage
SWAT SOLUTIONS, INC., 5100 GAMBLE DRIVE, ST. LOUIS PARK, MN (https://www.google.com/maps/place/5100%20GAMBLE%20DRIVE,ST.%20LOUIS%20PARK,MN)	Graph	1	\$78,707.00	\$78,707.00	\$78,707.00	\$78,707.00
Totals	Graph	1	\$78,707.00	\$78,707.00	\$78,707.00	\$78,707.00

Employer Name/Worksite Address	Graph	Count	Mean Wage	Median Wage	Lowest Wage	Highest Wage
SWAT SOLUTIONS, INC., 5100 GAMBLE DRIVE, ST. LOUIS PARK, MN (https://www.google.com/maps/place/5100%20GAMBLE%20DRIVE,ST.%20LOUIS%20PARK,MN)	Graph	1	\$78,707.00	\$78,707.00	\$78,707.00	\$78,707.00
Totals	Graph	1	\$78,707.00	\$78,707.00	\$78,707.00	\$78,707.00

Latitude: 44.96553 Longitude: -93.140281

Employer Name/Employer Address	Graph	Count	Mean Wage	Median Wage	Lowest Wage	Highest Wage
RIVER OF GOODS, INC., 946 W. PIERCE BUTLER ROUTE #100, ST. PAUL, MN (https://www.google.com/maps/place/946%20W.%20PIERCE%20BUTLER%20ROUTE%20#100,ST.%20PAUL,MN)	Graph	1	\$55,000.00	\$55,000.00	\$55,000.00	\$55,000.00
Totals	Graph	1	\$55,000.00	\$55,000.00	\$55,000.00	\$55,000.00

Employer Name/Worksite Address	Graph	Count	Mean Wage	Median Wage	Lowest Wage	Highest Wage
RIVER OF GOODS, INC., 946 W. PIERCE BUTLER ROUTE #100, ST. PAUL, MN (https://www.google.com/maps/place/946%20W.%20PIERCE%20BUTLER%20ROUTE%20#100,ST.%20PAUL,MN)	Graph	1	\$55,000.00	\$55,000.00	\$55,000.00	\$55,000.00
Totals	Graph	1	\$55,000.00	\$55,000.00	\$55,000.00	\$55,000.00

Latitude: 44.965562 Longitude: -93.343465

Employer Name/Employer Address	Graph	Count	Mean Wage	Median Wage	Lowest Wage	Highest Wage
RIVERLAND AG CORP, 1660 HIGHWAY 100 S, ST. LOUIS PARK, MN (https://www.google.com/maps/place/1660%20HIGHWAY%20100%20S,ST.%20LOUIS%20PARK,MN)	Graph	1	\$160,000.00	\$160,000.00	\$160,000.00	\$160,000.00
SWAT SOLUTIONS, INC., 1660 HIGHWAY 100 SOUTH, ST. LOUIS PARK, MN (https://www.google.com/maps/place/1660%20HIGHWAY%20100%20SOUTH,ST.%20LOUIS%20PARK,MN)	Graph	1	\$78,707.00	\$78,707.00	\$78,707.00	\$78,707.00
TAPQA LLC, 1660 S HWY 100, #415, MINNEAPOLIS, MN (https://www.google.com/maps/place/1660%20S%20HWY%20100,%20#415,MINNEAPOLIS,MN)	Graph	1	\$92,893.00	\$92,893.00	\$92,893.00	\$92,893.00
GLOBAL MARKETS, INC., 1660 HIGHWAY 100 SOUTH, SAINT LOUIS PARK, MN (https://www.google.com/maps/place/1660%20HIGHWAY%20100%20SOUTH,SAINT%20LOUIS%20PARK,MN)	Graph	3	\$101,099.33	\$98,000.00	\$91,999.00	\$113,200.00
Totals	Graph	6	\$105,816.33	\$92,893.00	\$78,707.00	\$160,000.00

Employer Name/Worksite Address	Graph	Count	Mean Wage	Median Wage	Lowest Wage	Highest Wage
JAVEN TECHNOLOGIES, INC., 1660 S. HWY 100, MINNEAPOLIS, MN (https://www.google.com/maps/place/1660%20S.%20HWY%20100,MINNEAPOLIS,MN)	Graph	1	\$72,000.00	\$72,000.00	\$72,000.00	\$72,000.00
PRIMISOFT LLC, 1660 S HWY 100, MINNEAPOLIS, MN (https://www.google.com/maps/place/1660%20S%20HWY%20100,MINNEAPOLIS,MN)	Graph	1	\$64,000.00	\$64,000.00	\$64,000.00	\$64,000.00
RIVERLAND AG CORP, 1660 HIGHWAY 100 S, ST. LOUIS PARK, MN (https://www.google.com/maps/place/1660%20HIGHWAY%20100%20S,ST.%20LOUIS%20PARK,MN)	Graph	1	\$160,000.00	\$160,000.00	\$160,000.00	\$160,000.00
SWAT SOLUTIONS, INC., 1660 HIGHWAY 100 SOUTH, ST. LOUIS PARK, MN (https://www.google.com/maps/place/1660%20HIGHWAY%20100%20SOUTH,ST.%20LOUIS%20PARK,MN)	Graph	1	\$78,707.00	\$78,707.00	\$78,707.00	\$78,707.00
GLOBAL MARKETS, INC., 1660 HIGHWAY 100 SOUTH, SAINT LOUIS PARK, MN (https://www.google.com/maps/place/1660%20HIGHWAY%20100%20SOUTH,SAINT%20LOUIS%20PARK,MN)	Graph	3	\$101,099.33	\$98,000.00	\$91,999.00	\$113,200.00
Totals	Graph	7	\$96,857.86	\$91,999.00	\$64,000.00	\$160,000.00

Latitude: 44.96565 Longitude: -93.140227

Employer Name/Employer Address	Graph	Count	Mean Wage	Median Wage	Lowest Wage	Highest Wage
RIVER OF GOODS, INC., 946 PIERCE BUTLER ROUTE #100, ST. PAUL, MN (https://www.google.com/maps/place/946%20PIERCE%20BUTLER%20ROUTE%20#100,ST.%20PAUL,MN)	Graph	1	\$55,000.00	\$55,000.00	\$55,000.00	\$55,000.00
Totals	Graph	1	\$55,000.00	\$55,000.00	\$55,000.00	\$55,000.00

Employer Name/Worksite Address	Graph	Count	Mean Wage	Median Wage	Lowest Wage	Highest Wage
RIVER OF GOODS, INC., 946 PIERCE BUTLER ROUTE #100, ST. PAUL, MN (https://www.google.com/maps/place/946%20PIERCE%20BUTLER%20ROUTE%20#100,ST.%20PAUL,MN)	Graph	1	\$55,000.00	\$55,000.00	\$55,000.00	\$55,000.00
Totals	Graph	1	\$55,000.00	\$55,000.00	\$55,000.00	\$55,000.00

Latitude: 44.966004 Longitude: -93.237169

Employer Name/Employer Address	Graph	Count	Mean Wage	Median Wage	Lowest Wage	Highest Wage
FAIRVIEW HEALTH SERVICES, 2450 RIVERSIDE AVE, MINNEAPOLIS, MN (https://www.google.com/maps/place/2450%20RIVERSIDE%20AVE,MINNEAPOLIS,MN)	Graph	6	\$212,782.60	\$187,200.00	\$183,976.00	\$278,345.60
Totals	Graph	6	\$212,782.60	\$187,200.00	\$183,976.00	\$278,345.60

Employer Name/Worksite Address	Graph	Count	Mean Wage	Median Wage	Lowest Wage	Highest Wage
FAIRVIEW HEALTH SERVICES, 2450 RIVERSIDE AVE, MINNEAPOLIS, MN (https://www.google.com/maps/place/2450%20RIVERSIDE%20AVE,MINNEAPOLIS,MN)	Graph	1	\$278,345.60	\$278,345.60	\$278,345.60	\$278,345.60
UNIVERSITY OF MINNESOTA, 2450 RIVERSIDE AVENUE, MINNEAPOLIS, MN (https://www.google.com/maps/place/2450%20RIVERSIDE%20AVENUE,MINNEAPOLIS,MN)	Graph	1	\$83,990.40	\$83,990.40	\$83,990.40	\$83,990.40
Totals	Graph	2	\$181,168.00	\$83,990.40	\$83,990.40	\$278,345.60

Latitude: 44.966089 Longitude: -93.194368

Employer Name/Worksite Address	Graph	Count	Mean Wage	Median Wage	Lowest Wage	Highest Wage
STRATEGIC RESOURCES INTERNATIONAL, INC., 2501 HUDSON ROAD, MAPLEWOOD, MN (https://www.google.com/maps/place/2501%20HUDSON%20ROAD,MAPLEWOOD,MN)	Graph	1	\$60,000.00	\$60,000.00	\$60,000.00	\$60,000.00
Totals	Graph	1	\$60,000.00	\$60,000.00	\$60,000.00	\$60,000.00

Latitude: 44.96639 Longitude: -93.28445

Employer Name/Employer Address	Graph	Count	Mean Wage	Median Wage	Lowest Wage	Highest Wage
THE ALLIANCE, INC., 400 CLIFTON AVENUE, MINNEAPOLIS, MN (https://www.google.com/maps/place/400%20CLIFTON%20AVENUE,MINNEAPOLIS,MN)	Graph	2	\$40,685.00	\$40,685.00	\$40,685.00	\$40,685.00
Totals	Graph	2	\$40,685.00	\$40,685.00	\$40,685.00	\$40,685.00

Employer Name/Worksite Address	Graph	Count	Mean Wage	Median Wage	Lowest Wage	Highest Wage
THE ALLIANCE, INC., 400 CLIFTON AVENUE, MINNEAPOLIS, MN (https://www.google.com/maps/place/400%20CLIFTON%20AVENUE,MINNEAPOLIS,MN)	Graph	2	\$40,685.00	\$40,685.00	\$40,685.00	\$40,685.00
Totals	Graph	2	\$40,685.00	\$40,685.00	\$40,685.00	\$40,685.00

Latitude: 44.966488 Longitude: -93.198275

Employer Name/Worksite Address	Graph	Count	Mean Wage	Median Wage	Lowest Wage	Highest Wage
--------------------------------	-------	-------	-----------	-------------	-------------	--------------

Employer Name/Worksite Address	Graph	Count	Mean Wage	Median Wage	Lowest Wage	Highest Wage
CAREFOCUS CORPORATION, 2429 UNIVERSITY AVE W, ST PAUL, MN (https://www.google.com/maps/place/2429%20UNIVERSITY%20AVE%20W,ST%20PAUL,MN)	Graph	2	\$61,000.00	\$61,000.00	\$61,000.00	\$61,000.00
Totals	Graph	2	\$61,000.00	\$61,000.00	\$61,000.00	\$61,000.00

Latitude: 44.966623 Longitude: -93.347871

Employer Name/Worksite Address	Graph	Count	Mean Wage	Median Wage	Lowest Wage	Highest Wage
TECH MAHINDRA (AMERICAS),INC., 1650 WEST END BLVD, ST LOUIS PARK, MN (https://www.google.com/maps/place/1650%20WEST%20END%20BLVD,ST%20LOUIS%20PARK,MN)	Graph	1	\$68,557.00	\$68,557.00	\$68,557.00	\$68,557.00
PRIORITY FULFILLMENT SERVICES, INC., 1650 WEST END BLVD., ST. LOUIS PARK, MN (https://www.google.com/maps/place/1650%20WEST%20END%20BLVD.,ST.%20LOUIS%20PARK,MN)	Graph	3	\$121,957.94	\$112,320.00	\$112,000.72	\$141,553.10
TECH MAHINDRA (AMERICAS),INC., 1650 WEST END BLVD, ST LOUIS, MN (https://www.google.com/maps/place/1650%20WEST%20END%20BLVD,ST%20LOUIS,MN)	Graph	3	\$71,490.00	\$71,490.00	\$71,490.00	\$71,490.00
Totals	Graph	7	\$92,700.12	\$71,490.00	\$68,557.00	\$141,553.10

Latitude: 44.966941 Longitude: -93.345391

Employer Name/Employer Address	Graph	Count	Mean Wage	Median Wage	Lowest Wage	Highest Wage
UNITED LANGUAGE GROUP, INC., 1600 UTICA AVE S, MINNEAPOLIS, MN (https://www.google.com/maps/place/1600%20UTICA%20AVE%20S,MINNEAPOLIS,MN)	Graph	1	\$107,000.00	\$107,000.00	\$107,000.00	\$107,000.00
MAGENIC TECHNOLOGIES, INC., 1600 UTICA AVENUE SOUTH, ST. LOUIS PARK, MN (https://www.google.com/maps/place/1600%20UTICA%20AVENUE%20SOUTH,ST.%20LOUIS%20PARK,MN)	Graph	2	\$72,315.50	\$54,050.00	\$54,050.00	\$90,581.00
Totals	Graph	3	\$83,877.00	\$90,581.00	\$54,050.00	\$107,000.00

Employer Name/Worksite Address	Graph	Count	Mean Wage	Median Wage	Lowest Wage
POPULUS GROUP LLC, 1600 UTICA AVE. SOUTH, MINNEAPOLIS, MN (https://www.google.com/maps/place/1600%20UTICA%20AVE.%20SOUTH,MINNEAPOLIS,MN)	Graph	1	\$83,200.00	\$83,200.00	\$83,200.00
SIRI INFOSOLUTIONS INC., 1600 UTICA AVENUE S, SUITE #750, MINNEAPOLIS, MN (https://www.google.com/maps/place/1600%20UTICA%20AVENUE%20S,%20SUITE%20#750,MINNEAPOLIS,MN)	Graph	1	\$100,900.00	\$100,900.00	\$100,900.00
UNITED LANGUAGE GROUP, INC., 1600 UTICA AVE S, MINNEAPOLIS, MN (https://www.google.com/maps/place/1600%20UTICA%20AVE%20S,MINNEAPOLIS,MN)	Graph	1	\$107,000.00	\$107,000.00	\$107,000.00
MAGENIC TECHNOLOGIES, INC., 1600 UTICA AVENUE SOUTH, ST. LOUIS PARK, MN (https://www.google.com/maps/place/1600%20UTICA%20AVENUE%20SOUTH,ST.%20LOUIS%20PARK,MN)	Graph	2	\$72,315.50	\$54,050.00	\$54,050.00
CALSOFT LABS, INC., 1600 UTICA AVENUE SOUTH, MINNEAPOLIS, MN (https://www.google.com/maps/place/1600%20UTICA%20AVENUE%20SOUTH,MINNEAPOLIS,MN)	Graph	8	\$83,750.00	\$80,000.00	\$80,000.00
MASTECH DIGITAL TECHNOLOGIES, INC., A MASTECH DIGITAL, INC. COMPANY, 1600 UTICA AVENUE SOUTH SUITE 750, MINNEAPOLIS, MN (https://www.google.com/maps/place/1600%20UTICA%20AVENUE%20SOUTH%20SUITE%20750,MINNEAPOLIS,MN)	Graph	12	\$93,080.00	\$93,080.00	\$93,080.00
Totals	Graph	25	\$88,907.64	\$93,080.00	\$54,050.00

Latitude: 44.96711 Longitude: -93.205331

Employer Name/Worksite Address	Graph	Count	Mean Wage	Median Wage	Lowest Wage	Highest Wage
UNIVERSITY OF MINNESOTA, 2635 UNIVERSITY AVE, SAINT PAUL, MN (https://www.google.com/maps/place/2635%20UNIVERSITY%20AVE,SAINT%20PAUL,MN)	Graph	1	\$53,899.00	\$53,899.00	\$53,899.00	\$53,899.00
Totals	Graph	1	\$53,899.00	\$53,899.00	\$53,899.00	\$53,899.00

Latitude: 44.967398 Longitude: -93.240757

Employer Name/Employer Address	Graph	Count	Mean Wage	Median Wage	Lowest Wage	Highest Wage
AUGSBURG COLLEGE, 2211 RIVERSIDE AVENUE, MINNEAPOLIS, MN (https://www.google.com/maps/place/2211%20RIVERSIDE%20AVENUE,MINNEAPOLIS,MN)	Graph	1	\$57,000.00	\$57,000.00	\$57,000.00	\$57,000.00
Totals	Graph	1	\$57,000.00	\$57,000.00	\$57,000.00	\$57,000.00

Employer Name/Worksite Address	Graph	Count	Mean Wage	Median Wage	Lowest Wage	Highest Wage
AUGSBURG COLLEGE, 2211 RIVERSIDE AVENUE, MINNEAPOLIS, MN (https://www.google.com/maps/place/2211%20RIVERSIDE%20AVENUE,MINNEAPOLIS,MN)	Graph	1	\$57,000.00	\$57,000.00	\$57,000.00	\$57,000.00
Totals	Graph	1	\$57,000.00	\$57,000.00	\$57,000.00	\$57,000.00

Latitude: 44.967645 Longitude: -93.301269

Employer Name/Employer Address	Graph	Count	Mean Wage	Median Wage	Lowest Wage	Highest Wage
AMERICAN ENTERPRISE INVESTMENT SERVICES INC., 5222 AMERIPRISE FINANCIAL CENTER, MINNEAPOLIS, MN (https://www.google.com/maps/place/5222%20AMERIPRISE%20FINANCIAL%20CENTER,MINNEAPOLIS,MN)	Graph	1	\$50,336.00	\$50,336.00	\$50,336.00	\$50,336.00
AMERIPRISE FINANCIAL SERVICES, INC., 5222 AMERIPRISE FINANCIAL CENTER, MINNEAPOLIS, MN (https://www.google.com/maps/place/5222%20AMERIPRISE%20FINANCIAL%20CENTER,MINNEAPOLIS,MN)	Graph	1	\$142,000.00	\$142,000.00	\$142,000.00	\$142,000.00
COLUMBIA MANAGEMENT INVESTMENTS ADVISERS LLC, 5222 AMERIPRISE FINANCIAL CENTER, MINNEAPOLIS, MN (https://www.google.com/maps/place/5222%20AMERIPRISE%20FINANCIAL%20CENTER,MINNEAPOLIS,MN)	Graph	1	\$55,869.00	\$55,869.00	\$55,869.00	\$55,869.00
AMERIPRISE FINANCIAL, INC., 5222 AMERIPRISE FINANCIAL CENTER, MINNEAPOLIS, MN (https://www.google.com/maps/place/5222%20AMERIPRISE%20FINANCIAL%20CENTER,MINNEAPOLIS,MN)	Graph	51	\$80,779.18	\$88,400.00	\$48,235.00	\$117,000.00
Totals	Graph	54	\$80,887.83	\$88,400.00	\$48,235.00	\$142,000.00

Employer Name/Worksite Address	Graph	Count	Mean Wage	Median Wage	Lowest Wage	Highest Wage
ABAL TECHNOLOGIES, INC, 1073 AMERIPRISE FINANCIAL CENTER, MINNEAPOLIS, MN (https://www.google.com/maps/place/1073%20AMERIPRISE%20FINANCIAL%20CENTER,MINNEAPOLIS,MN)	Graph	1	\$77,771.00	\$77,771.00	\$77,771.00	\$77,771.00
ACCENTURE LLP, 901 THIRD AVENUE S, MINNEAPOLIS, MN (https://www.google.com/maps/place/901%20THIRD%20AVENUE%20S,MINNEAPOLIS,MN)	Graph	1	\$77,400.00	\$77,400.00	\$77,400.00	\$77,400.00
AMERIPRISE FINANCIAL, INC., 5222 AMERIPRISE FINANCIAL CENTER, MINNEAPOLIS, MN (https://www.google.com/maps/place/5222%20AMERIPRISE%20FINANCIAL%20CENTER,MINNEAPOLIS,MN)	Graph	1	\$86,800.00	\$86,800.00	\$86,800.00	\$86,800.00
AVANT SYSTEMS INC, 2701 WELLS FARGO WAY, MINNEAPOLIS, MN (https://www.google.com/maps/place/2701%20WELLS%20FARGO%20WAY,MINNEAPOLIS,MN)	Graph	1	\$60,750.00	\$60,750.00	\$60,750.00	\$60,750.00
CLIENT SERVER TECHNOLOGY SOLUTIONS, 741 AMERIPRISE FINANCIAL CENTER, MINNEAPOLIS, MN (https://www.google.com/maps/place/741%20AMERIPRISE%20FINANCIAL%20CENTER,MINNEAPOLIS,MN)	Graph	1	\$60,000.00	\$60,000.00	\$60,000.00	\$60,000.00
CNET GLOBAL SOLUTIONS INC, 868 AMERIPRISE FINANCIAL CENTER, MINNEAPOLIS, MN (https://www.google.com/maps/place/868%20AMERIPRISE%20FINANCIAL%20CENTER,MINNEAPOLIS,MN)	Graph	1	\$66,560.00	\$66,560.00	\$66,560.00	\$66,560.00
DSYS, INC, 901 THIRD AVE SOUTH, MINNEAPOLIS, MN (https://www.google.com/maps/place/901%20THIRD%20AVE%20SOUTH,MINNEAPOLIS,MN)	Graph	1	\$64,501.00	\$64,501.00	\$64,501.00	\$64,501.00
ERNST & YOUNG U.S. LLP, 55 AMERIPRISE FINANCIAL CTR, MINNEAPOLIS, MN (https://www.google.com/maps/place/55%20AMERIPRISE%20FINANCIAL%20CTR,MINNEAPOLIS,MN)	Graph	1	\$95,000.00	\$95,000.00	\$95,000.00	\$95,000.00
GENIUS MINDS LLC, 707 SECOND AVE SOUTH, MINNEAPOLIS, MN (https://www.google.com/maps/place/707%20SECOND%20AVE%20SOUTH,MINNEAPOLIS,MN)	Graph	1	\$65,000.00	\$65,000.00	\$65,000.00	\$65,000.00
IDEXCEL, INC., 707 2ND AVE SOUTH, MINNEAPOLIS, MN (https://www.google.com/maps/place/707%202ND%20AVE%20SOUTH,MINNEAPOLIS,MN)	Graph	1	\$84,600.00	\$84,600.00	\$84,600.00	\$84,600.00
SYNERGY SOFTWARE SOLUTIONS, INC., 1198 AMERIPRISE FINANCIAL CENTER, MINNEAPOLIS, MN (https://www.google.com/maps/place/1198%20AMERIPRISE%20FINANCIAL%20CENTER,MINNEAPOLIS,MN)	Graph	1	\$78,000.00	\$78,000.00	\$78,000.00	\$78,000.00
SYNTEL CONSULTING INC., 1386 AMERIPRISE FINANCIAL CENTER, MINNEAPOLIS, MN (https://www.google.com/maps/place/1386%20AMERIPRISE%20FINANCIAL%20CENTER,MINNEAPOLIS,MN)	Graph	1	\$97,510.00	\$97,510.00	\$97,510.00	\$97,510.00
TATA CONSULTANCY SERVICES LIMITED, 901 10TH STREET, 3RD AVENUE SOUTH, MINNEAPOLIS, MN (https://www.google.com/maps/place/901%2010TH%20STREET,%203RD%20AVENUE%20SOUTH,MINNEAPOLIS,MN)	Graph	1	\$60,700.00	\$60,700.00	\$60,700.00	\$60,700.00
TATA CONSULTANCY SERVICES LIMITED, 901 3RD AVENUE, MINNEAPOLIS, MN (https://www.google.com/maps/place/901%203RD%20AVENUE,MINNEAPOLIS,MN)	Graph	1	\$68,557.00	\$68,557.00	\$68,557.00	\$68,557.00

Employer Name/Worksite Address	Graph	Count	Mean Wage	Median Wage	Lowest Wage	
TATA CONSULTANCY SERVICES LIMITED, 901 AMERIPRISE FINANCIAL CENTER, MINNEAPOLIS, MN (https://www.google.com/maps/place/901%20AMERIPRISE%20FINANCIAL%20CENTER,MINNEAPOLIS,MN)	Graph	1	\$68,557.00	\$68,557.00	\$68,557.00	\$
TITAN DATA GROUP, INC, 245 AMERIPRISE FINANCIAL CENTER, MINNEAPOLIS, MN (https://www.google.com/maps/place/245%20AMERIPRISE%20FINANCIAL%20CENTER,MINNEAPOLIS,MN)	Graph	1	\$80,000.00	\$80,000.00	\$80,000.00	\$
AMERIPRISE FINANCIAL, INC., 707 2ND AVE. S., MINNEAPOLIS, MN (https://www.google.com/maps/place/707%202ND%20AVE.%20S.,MINNEAPOLIS,MN)	Graph	2	\$88,400.00	\$88,400.00	\$88,400.00	\$
INNOMINDS SOFTWARE INC., 550 AMERIPRISE FINANCIAL CENTER, MINNEAPOLIS, MN (https://www.google.com/maps/place/550%20AMERIPRISE%20FINANCIAL%20CENTER,MINNEAPOLIS,MN)	Graph	2	\$104,500.00	\$94,000.00	\$94,000.00	\$
MAVENSOFT TECHNOLOGIES, LLC., 707 SECOND AVENUE SOUTH, MINNEAPOLIS, MN (https://www.google.com/maps/place/707%20SECOND%20AVENUE%20SOUTH,MINNEAPOLIS,MN)	Graph	2	\$75,000.00	\$70,000.00	\$70,000.00	\$
TATA CONSULTANCY SERVICES LIMITED, 707 2ND AVE. SOUTH, MINNEAPOLIS, MN (https://www.google.com/maps/place/707%202ND%20AVE.%20SOUTH,MINNEAPOLIS,MN)	Graph	2	\$61,850.00	\$60,700.00	\$60,700.00	\$
TATA CONSULTANCY SERVICES LIMITED, 707 2ND AVENUE S, MINNEAPOLIS, MN (https://www.google.com/maps/place/707%202ND%20AVENUE%20S,MINNEAPOLIS,MN)	Graph	2	\$61,600.00	\$60,700.00	\$60,700.00	\$
XCELTECH, INC, 2650 WELLS FARGO WAY, MINNEAPOLIS, MN (https://www.google.com/maps/place/2650%20WELLS%20FARGO%20WAY,MINNEAPOLIS,MN)	Graph	2	\$87,360.00	\$79,040.00	\$79,040.00	\$
AMERIPRISE FINANCIAL, INC., 901 3RD AVE S., MINNEAPOLIS, MN (https://www.google.com/maps/place/901%203RD%20AVE%20S.,MINNEAPOLIS,MN)	Graph	3	\$90,466.67	\$88,400.00	\$88,400.00	\$
CAPRUS IT INC, 901 3RD AVE S, MINNEAPOLIS, MN (https://www.google.com/maps/place/901%203RD%20AVE%20S,MINNEAPOLIS,MN)	Graph	3	\$66,922.33	\$68,557.00	\$60,700.00	\$
TATA CONSULTANCY SERVICES LIMITED, 707 SECOND AVE S, MINNEAPOLIS, MN (https://www.google.com/maps/place/707%20SECOND%20AVE%20S,MINNEAPOLIS,MN)	Graph	3	\$64,638.00	\$65,707.00	\$62,500.00	\$
AMERIPRISE FINANCIAL, INC., 707 2ND AVENUE SOUTH, MINNEAPOLIS, MN (https://www.google.com/maps/place/707%202ND%20AVENUE%20SOUTH,MINNEAPOLIS,MN)	Graph	6	\$80,105.00	\$72,800.00	\$60,700.00	\$
TATA CONSULTANCY SERVICES LIMITED, 901 THIRD AVENUE SOUTH, MINNEAPOLIS, MN (https://www.google.com/maps/place/901%20THIRD%20AVENUE%20SOUTH,MINNEAPOLIS,MN)	Graph	6	\$65,392.00	\$64,522.00	\$64,522.00	\$
SYNTEL INC, 707 2ND AVE S, MINNEAPOLIS, MN (https://www.google.com/maps/place/707%202ND%20AVE%20S,MINNEAPOLIS,MN)	Graph	10	\$82,189.20	\$86,219.00	\$60,000.00	\$
TATA CONSULTANCY SERVICES LIMITED, 901 3RD AVENUE SOUTH, MINNEAPOLIS, MN (https://www.google.com/maps/place/901%203RD%20AVENUE%20SOUTH,MINNEAPOLIS,MN)	Graph	11	\$64,864.36	\$64,500.00	\$60,700.00	\$
AMERIPRISE FINANCIAL, INC., 707 2ND AVE S., MINNEAPOLIS, MN (https://www.google.com/maps/place/707%202ND%20AVE%20S.,MINNEAPOLIS,MN)	Graph	15	\$80,521.27	\$83,900.00	\$48,235.00	\$
DELOITTE CONSULTING LLP, 70400 AMERIPRISE FINANCIAL CENTER, MINNEAPOLIS, MN (https://www.google.com/maps/place/70400%20AMERIPRISE%20FINANCIAL%20CENTER,MINNEAPOLIS,MN)	Graph	15	\$63,939.00	\$63,939.00	\$63,939.00	\$
DELOITTE CONSULTING LLP, 753 AMERIPRISE FINANCIAL CENTER, MINNEAPOLIS, MN (https://www.google.com/maps/place/753%20AMERIPRISE%20FINANCIAL%20CENTER,MINNEAPOLIS,MN)	Graph	16	\$70,000.00	\$70,000.00	\$70,000.00	\$
Totals	Graph	116	\$73,366.32	\$68,557.00	\$48,235.00	\$

Latitude: 44.967698 Longitude: -93.345402

Employer Name/Worksite Address	Graph	Count	Mean Wage	Median Wage	Lowest Wage	
C-VISION INC, 1550 UTICA AVENUE S, ST. LOUIS PARK, MN (https://www.google.com/maps/place/1550%20UTICA%20AVENUE%20S,ST.%20LOUIS%20PARK,MN)	Graph	1	\$76,000.00	\$76,000.00	\$76,000.00	\$
CONCUR TECHNOLOGIES, INC., 1550 UTICA AVENUE S., ST LOUIS PARK, MN (https://www.google.com/maps/place/1550%20UTICA%20AVENUE%20S.,ST%20LOUIS%20PARK,MN)	Graph	1	\$110,000.00	\$110,000.00	\$110,000.00	\$
DROISYS INC., 1550 UTICA AVE. SOUTH, ST LOUIS PARK, MN (https://www.google.com/maps/place/1550%20UTICA%20AVE.%20SOUTH,ST%20LOUIS%20PARK,MN)	Graph	1	\$60,000.00	\$60,000.00	\$60,000.00	\$
EMBLEMATIC TECH SOLUTIONS, LLC, 1550 UTICA AVE S # 100, MINNEAPOLIS, MN (https://www.google.com/maps/place/1550%20UTICA%20AVE%20S%20#%20100,MINNEAPOLIS,MN)	Graph	1	\$65,000.00	\$65,000.00	\$65,000.00	\$
HUMAC, INC., 1550 UTICA AVENUE SOUTH, STE. 100, MINNEAPOLIS, MN (https://www.google.com/maps/place/1550%20UTICA%20AVENUE%20SOUTH,%20STE.%20100,MINNEAPOLIS,MN)	Graph	1	\$85,500.00	\$85,500.00	\$85,500.00	\$
INFOSYS LIMITED, 1550 UTICA AVE S, ST LOUIS PARK, MN (https://www.google.com/maps/place/1550%20UTICA%20AVE%20S,ST%20LOUIS%20PARK,MN)	Graph	1	\$103,972.00	\$103,972.00	\$103,972.00	\$
MONEYGRAM PAYMENT SYSTEMS, INC., 1550 UTICA AVE. S, #100, ST. LOUIS PARK, MN (https://www.google.com/maps/place/1550%20UTICA%20AVE.%20S,%20#100,ST.%20LOUIS%20PARK,MN)	Graph	1	\$116,638.97	\$116,638.97	\$116,638.97	\$

Employer Name/Worksite Address	Graph	Count	Mean Wage	Median Wage	Lowest Wage
NAVITAS BUSINESS CONSULTING INC, 1550 UTICA AVENUE SOUTH, LOUIS PARK, MN (https://www.google.com/maps/place/1550%20UTICA%20AVENUE%20SOUTH,LOUIS%20PARK,MN)	Graph	1	\$85,000.00	\$85,000.00	\$85,000.00
PERFICIENT, INC., 1550 UTICA AVE. S, MINNEAPOLIS, MN (https://www.google.com/maps/place/1550%20UTICA%20AVE.%20S,MINNEAPOLIS,MN)	Graph	1	\$70,000.00	\$70,000.00	\$70,000.00
TATA CONSULTANCY SERVICES LIMITED, 1550 UTICA AVE. SOUTH, ST. LOUIS PARK, MN (https://www.google.com/maps/place/1550%20UTICA%20AVE.%20SOUTH,ST.%20LOUIS%20PARK,MN)	Graph	1	\$68,557.00	\$68,557.00	\$68,557.00
CONCUR TECHNOLOGIES, INC., 1550 UTICA AVE. S, ST. LOUIS PARK, MN (https://www.google.com/maps/place/1550%20UTICA%20AVE.%20S,ST.%20LOUIS%20PARK,MN)	Graph	2	\$95,000.00	\$95,000.00	\$95,000.00
LENMAR CONSULTING INC., 1550 UTICA AVE S, SAINT LOUIS PARK, MN (https://www.google.com/maps/place/1550%20UTICA%20AVE%20S,SAINT%20LOUIS%20PARK,MN)	Graph	2	\$60,350.00	\$60,000.00	\$60,000.00
TATA CONSULTANCY SERVICES LIMITED, 1550 UTICA AVENUE S, SAINT LOUIS PARK, MN (https://www.google.com/maps/place/1550%20UTICA%20AVENUE%20S,SAINT%20LOUIS%20PARK,MN)	Graph	2	\$63,511.00	\$62,500.00	\$62,500.00
INFODRIVE SYSTEMS, INC, 1550 UTICA AVE SOUTH, MINNEAPOLIS, MN (https://www.google.com/maps/place/1550%20UTICA%20AVE%20SOUTH,MINNEAPOLIS,MN)	Graph	3	\$69,000.00	\$67,000.00	\$60,000.00
TATA CONSULTANCY SERVICES LIMITED, 1550 UTICA AVENUE SOUTH, ST LOUIS PARK, MN (https://www.google.com/maps/place/1550%20UTICA%20AVENUE%20SOUTH,ST%20LOUIS%20PARK,MN)	Graph	5	\$64,967.20	\$64,522.00	\$60,700.00
CONCUR TECHNOLOGIES, INC., 1550 UTICA AVENUE S., ST. LOUIS PARK, MN (https://www.google.com/maps/place/1550%20UTICA%20AVENUE%20S.,ST.%20LOUIS%20PARK,MN)	Graph	6	\$103,113.91	\$100,000.00	\$64,522.00
MASTECH DIGITAL TECHNOLOGIES, INC., A MASTECH DIGITAL, INC. COMPANY, 1550 UTICA AVE S., MINNEAPOLIS, MN (https://www.google.com/maps/place/1550%20UTICA%20AVE%20S.,MINNEAPOLIS,MN)	Graph	6	\$93,080.00	\$93,080.00	\$93,080.00
TERADYNE INFOTECH, 1550 UTICA AVE S, MINNEAPOLIS, MN (https://www.google.com/maps/place/1550%20UTICA%20AVE%20S,MINNEAPOLIS,MN)	Graph	6	\$75,354.00	\$70,000.00	\$62,733.00
CONCUR TECHNOLOGIES, INC., 1550 UTICA AVE S, ST. LOUIS PARK, MN (https://www.google.com/maps/place/1550%20UTICA%20AVE%20S,ST.%20LOUIS%20PARK,MN)	Graph	8	\$98,775.00	\$95,000.00	\$60,700.00
PERFICIENT, INC., 1550 UTICA AVENUE SOUTH, ST. LOUIS PARK, MN (https://www.google.com/maps/place/1550%20UTICA%20AVENUE%20SOUTH,ST.%20LOUIS%20PARK,MN)	Graph	8	\$75,928.75	\$60,700.00	\$56,285.00
TATA CONSULTANCY SERVICES LIMITED, 1550 UTICA AVENUE SOUTH, SAINT LOUIS PARK, MN (https://www.google.com/maps/place/1550%20UTICA%20AVENUE%20SOUTH,SAINT%20LOUIS%20PARK,MN)	Graph	8	\$66,613.50	\$64,522.00	\$60,700.00
AVERON SOLUTIONS INC, 1550 UTICA AVENUE S, MINNEAPOLIS, MN (https://www.google.com/maps/place/1550%20UTICA%20AVENUE%20S,MINNEAPOLIS,MN)	Graph	12	\$74,550.50	\$76,734.00	\$60,000.00
MASTECH DIGITAL TECHNOLOGIES, INC., A MASTECH DIGITAL, INC. COMPANY, 1550 UTICA AVE S #100, MINNEAPOLIS, MN (https://www.google.com/maps/place/1550%20UTICA%20AVE%20S%20#100,MINNEAPOLIS,MN)	Graph	12	\$80,808.00	\$80,808.00	\$80,808.00
TATA CONSULTANCY SERVICES LIMITED, 1550 UTICA AVE SOUTH, SAINT LOUIS PARK, MN (https://www.google.com/maps/place/1550%20UTICA%20AVE%20SOUTH,SAINT%20LOUIS%20PARK,MN)	Graph	18	\$62,153.00	\$60,700.00	\$60,100.00
INFOSYS LIMITED, 1550 UTICA AVENUE SOUTH, MINNEAPOLIS, MN (https://www.google.com/maps/place/1550%20UTICA%20AVENUE%20SOUTH,MINNEAPOLIS,MN)	Graph	27	\$78,003.81	\$77,771.00	\$63,000.00
Totals	Graph	135	\$77,475.63	\$76,000.00	\$56,285.00

Latitude: 44.967946 Longitude: -93.342287

Employer Name/Worksite Address	Graph	Count	Mean Wage	Median Wage	Lowest Wage
CAMBAY CONSULTING LLC, 1550 UTICA AVENUE SOUTH STREET 100, MINNEAPOLIS, MN (https://www.google.com/maps/place/1550%20UTICA%20AVENUE%20SOUTH%20STREET%20100,MINNEAPOLIS,MN)	Graph	1	\$60,000.00	\$60,000.00	\$60,000.00
POPULUS GROUP LLC, 1550 UTICA AVE., SAINT LOUIS PARK, MN (https://www.google.com/maps/place/1550%20UTICA%20AVE.,SAINT%20LOUIS%20PARK,MN)	Graph	1	\$81,120.00	\$81,120.00	\$81,120.00
Totals	Graph	2	\$70,560.00	\$60,000.00	\$60,000.00

Latitude: 44.968704 Longitude: -93.204547

Employer Name/Employer Address	Graph	Count	Mean Wage	Median Wage	Lowest Wage	Highest Wage
AUGEO AFFINITY MARKETING, INC, 2561 TERRITORIAL ROAD, ST. PAUL, MN (https://www.google.com/maps/place/2561%20TERRITORIAL%20ROAD,ST.%20PAUL,MN)	Graph	2	\$118,820.00	\$96,390.00	\$96,390.00	\$141,250.00
Totals	Graph	2	\$118,820.00	\$96,390.00	\$96,390.00	\$141,250.00

Employer Name/Worksite Address	Graph	Count	Mean Wage	Median Wage	Lowest Wage	Highest Wage
AUGEO AFFINITY MARKETING, INC, 2561 TERRITORIAL ROAD, ST. PAUL, MN (https://www.google.com/maps/place/2561%20TERRITORIAL%20ROAD,ST.%20PAUL,MN)	Graph	2	\$118,820.00	\$96,390.00	\$96,390.00	\$141,250.00
Totals	Graph	2	\$118,820.00	\$96,390.00	\$96,390.00	\$141,250.00

Latitude: 44.968836 Longitude: -93.288437

Employer Name/Worksite Address	Graph	Count	Mean Wage	Median Wage	Lowest Wage	Highest Wage
WALKER ART CENTER, 725 VINELAND PLACE, MINNEAPOLIS, MN (https://www.google.com/maps/place/725%20VINELAND%20PLACE,MINNEAPOLIS,MN)	Graph	2	\$87,225.00	\$66,300.00	\$66,300.00	\$108,150.00
Totals	Graph	2	\$87,225.00	\$66,300.00	\$66,300.00	\$108,150.00

Employer Name/Worksite Address	Graph	Count	Mean Wage	Median Wage	Lowest Wage	Highest Wage
WALKER ART CENTER, 725 VINELAND PLACE, MINNEAPOLIS, MN (https://www.google.com/maps/place/725%20VINELAND%20PLACE,MINNEAPOLIS,MN)	Graph	2	\$87,225.00	\$66,300.00	\$66,300.00	\$108,150.00
Totals	Graph	2	\$87,225.00	\$66,300.00	\$66,300.00	\$108,150.00

Latitude: 44.968958 Longitude: -93.365602

Employer Name/Worksite Address	Graph	Count	Mean Wage	Median Wage	Lowest Wage	Highest Wage
DIVERSANT LLC, 1351 HAMPSHIRE AVE. SOUTH, ST. LOUIS PARK, MN (https://www.google.com/maps/place/1351%20HAMPSHIRE%20AVE.%20SOUTH,ST.%20LOUIS%20PARK,MN)	Graph	1	\$72,800.00	\$72,800.00	\$72,800.00	\$72,800.00
Totals	Graph	1	\$72,800.00	\$72,800.00	\$72,800.00	\$72,800.00

Latitude: 44.969278 Longitude: -93.194996

Employer Name/Worksite Address	Graph	Count	Mean Wage	Median Wage	Lowest Wage	Highest Wage
AUTISM SOCIETY OF MINNESOTA, 2380 WYCLIFF ST, ST PAUL, MN (https://www.google.com/maps/place/2380%20WYCLIFF%20ST,ST%20PAUL,MN)	Graph	1	\$37,440.00	\$37,440.00	\$37,440.00	\$37,440.00
Totals	Graph	1	\$37,440.00	\$37,440.00	\$37,440.00	\$37,440.00

Employer Name/Worksite Address	Graph	Count	Mean Wage	Median Wage	Lowest Wage	Highest Wage
AUTISM SOCIETY OF MINNESOTA, 2380 WYCLIFF ST, ST PAUL, MN (https://www.google.com/maps/place/2380%20WYCLIFF%20ST,ST%20PAUL,MN)	Graph	1	\$37,440.00	\$37,440.00	\$37,440.00	\$37,440.00
Totals	Graph	1	\$37,440.00	\$37,440.00	\$37,440.00	\$37,440.00

Latitude: 44.969387 Longitude: -93.195205

Employer Name/Worksite Address	Graph	Count	Mean Wage	Median Wage	Lowest Wage	Highest Wage
NORTH POINT IT CORP, 2400 WYCLIFF ST, SAINT PAUL., MN (https://www.google.com/maps/place/2400%20WYCLIFF%20ST,SAINT%20PAUL.,MN)	Graph	1	\$78,000.00	\$78,000.00	\$78,000.00	\$78,000.00
Totals	Graph	1	\$78,000.00	\$78,000.00	\$78,000.00	\$78,000.00

Latitude: 44.969635 Longitude: -93.242124

Employer Name/Worksite Address	Graph	Count	Mean Wage	Median Wage	Lowest Wage	Highest Wage
--------------------------------	-------	-------	-----------	-------------	-------------	--------------

Employer Name/Worksite Address	Graph	Count	Mean Wage	Median Wage	Lowest Wage	Highest Wage
UNIVERSITY OF MINNESOTA PHYSICIANS, 2512 SOUTH 7 STREET, MINNEAPOLIS, MN (https://www.google.com/maps/place/2512%20SOUTH%207%20STREET,MINNEAPOLIS,MN)	Graph	1	\$168,000.00	\$168,000.00	\$168,000.00	\$168,000.00
UNIVERSITY OF MINNESOTA PHYSICIANS, EXPLORER CLINIC - PEDIATRIC SPECIALTY CARE, MINNEAPOLIS, MN (https://www.google.com/maps/place/EXPLORER%20CLINIC%20-%20PEDIATRIC%20SPECIALTY%20CARE,MINNEAPOLIS,MN)	Graph	1	\$226,152.00	\$226,152.00	\$226,152.00	\$226,152.00
UNIVERSITY OF MINNESOTA, WEST BANK OFFICE BUILDING, MINNEAPOLIS, MN (https://www.google.com/maps/place/WEST%20BANK%20OFFICE%20BUILDING,MINNEAPOLIS,MN)	Graph	1	\$89,000.00	\$89,000.00	\$89,000.00	\$89,000.00
DELOITTE TAX LLP, 50 S 6TH STREET, MINNEAPOLIS, MN (https://www.google.com/maps/place/50%20S%206TH%20STREET,MINNEAPOLIS,MN)	Graph	3	\$51,000.00	\$51,000.00	\$51,000.00	\$51,000.00
Totals	Graph	6	\$106,025.33	\$51,000.00	\$51,000.00	\$226,152.00

Latitude: 44.969767 Longitude: -93.312254

Employer Name/Worksite Address	Graph	Count	Mean Wage	Median Wage	Lowest Wage	Highest Wage
QWEST CORPORATION, 2800 N WAYZATA BLVD, MINNEAPOLIS, MN (https://www.google.com/maps/place/2800%20N%20WAYZATA%20BLVD,MINNEAPOLIS,MN)	Graph	1	\$130,000.00	\$130,000.00	\$130,000.00	\$130,000.00
QWEST CORPORATION, 2800 NORTH WAYZATA BOULEVARD, MINNEAPOLIS, MN (https://www.google.com/maps/place/2800%20NORTH%20WAYZATA%20BOULEVARD,MINNEAPOLIS,MN)	Graph	1	\$108,264.00	\$108,264.00	\$108,264.00	\$108,264.00
Totals	Graph	2	\$119,132.00	\$108,264.00	\$108,264.00	\$130,000.00

Latitude: 44.969914 Longitude: -93.333279

Employer Name/Employer Address	Graph	Count	Mean Wage	Median Wage	Lowest Wage	Highest Wage
PENTAIR MANAGEMENT COMPANY, 5500 WAYZATA BLVD., GOLDEN VALLEY, MN (https://www.google.com/maps/place/5500%20WAYZATA%20BLVD.,GOLDEN%20VALLEY,MN)	Graph	1	\$75,000.00	\$75,000.00	\$75,000.00	\$75,000.00
Totals	Graph	1	\$75,000.00	\$75,000.00	\$75,000.00	\$75,000.00

Employer Name/Worksite Address	Graph	Count	Mean Wage	Median Wage	Lowest Wage	Highest Wage
ACCENTURE LLP, 5500 WAYZATA BLVD., MINNEAPOLIS, MN (https://www.google.com/maps/place/5500%20WAYZATA%20BLVD.,MINNEAPOLIS,MN)	Graph	1	\$245,000.00	\$245,000.00	\$245,000.00	\$245,000.00
IBM INDIA PRIVATE LIMITED, 5500 WAYZATA BOULEVARD, MINNEAPOLIS, MN (https://www.google.com/maps/place/5500%20WAYZATA%20BOULEVARD,MINNEAPOLIS,MN)	Graph	1	\$74,825.00	\$74,825.00	\$74,825.00	\$74,825.00
KPMG LLP, 5500 WAYZATA BLVD #1600, MINNEAPOLIS, MN (https://www.google.com/maps/place/5500%20WAYZATA%20BLVD%20#1600,MINNEAPOLIS,MN)	Graph	1	\$72,000.00	\$72,000.00	\$72,000.00	\$72,000.00
OPENLOGIX CORPORATION, 5500 WAYZATA BLVD, 16TH FLOOR, GOLDEN VALLEY, MN (https://www.google.com/maps/place/5500%20WAYZATA%20BLVD,%2016TH%20FLOOR,GOLDEN%20VALLEY,MN)	Graph	1	\$75,000.00	\$75,000.00	\$75,000.00	\$75,000.00
PENTAIR MANAGEMENT COMPANY, 5500 WAYZATA BLVD., GOLDEN VALLEY, MN (https://www.google.com/maps/place/5500%20WAYZATA%20BLVD.,GOLDEN%20VALLEY,MN)	Graph	1	\$75,000.00	\$75,000.00	\$75,000.00	\$75,000.00
CAPGEMINI AMERICA INC, 5500 WAYZATA BLVD, ST. LOUIS PARK, MN (https://www.google.com/maps/place/5500%20WAYZATA%20BLVD,ST.%20LOUIS%20PARK,MN)	Graph	3	\$70,100.00	\$70,100.00	\$70,100.00	\$70,100.00
IBM INDIA PRIVATE LIMITED, 5500 WAYZATA BLVD, MINNEAPOLIS, MN (https://www.google.com/maps/place/5500%20WAYZATA%20BLVD,MINNEAPOLIS,MN)	Graph	3	\$81,837.00	\$81,837.00	\$81,837.00	\$81,837.00
Totals	Graph	11	\$90,694.18	\$75,000.00	\$70,100.00	\$245,000.00

Latitude: 44.970034 Longitude: -93.285736

Employer Name/Worksite Address	Graph	Count	Mean Wage	Median Wage	Lowest Wage	Highest Wage
IT CATS, LLC, SAPIENT, MINNEAPOLIS, MN (https://www.google.com/maps/place/SAPIENT,MINNEAPOLIS,MN)	Graph	1	\$95,000.00	\$95,000.00	\$95,000.00	\$95,000.00
LEAD IT CORPORATION, 730 2ND AVE, MINNEAPOLIS, MN (https://www.google.com/maps/place/730%202ND%20AVE,MINNEAPOLIS,MN)	Graph	1	\$60,000.00	\$60,000.00	\$60,000.00	\$60,000.00

Employer Name/Worksite Address	Graph	Count	Mean Wage	Median Wage	Lowest Wage	Highest Wage
LOGICS DATA INC., 333 WASHINGTON AVENUE N, MINNEAPOLIS, MN (https://www.google.com/maps/place/333%20WASHINGTON%20AVENUE%20N,MINNEAPOLIS,MN)	Graph	1	\$70,000.00	\$70,000.00	\$70,000.00	\$70,000.00
RAPIDIT INC., TARGET, MINNEAPOLIS, MN (https://www.google.com/maps/place/TARGET,MINNEAPOLIS,MN)	Graph	1	\$78,000.00	\$78,000.00	\$78,000.00	\$78,000.00
SAPIENT CORPORATION, #100 NORTH 6TH ST, MINNEAPOLIS, MN (https://www.google.com/maps/place/#100%20NORTH%206TH%20ST,MINNEAPOLIS,MN)	Graph	1	\$90,000.00	\$90,000.00	\$90,000.00	\$90,000.00
COVANT SOLUTIONS INC, 33 SOUTH 6TH STREET, MINNEAPOLIS, MN (https://www.google.com/maps/place/33%20SOUTH%206TH%20STREET,MINNEAPOLIS,MN)	Graph	3	\$69,312.67	\$69,576.00	\$68,557.00	\$69,805.00
BRISTLECON INC., JACK LINKS, 510 N. 1ST AVE., MINNEAPOLIS, MN (https://www.google.com/maps/place/JACK%20LINKS,%20510%20N.%201ST%20AVE.,MINNEAPOLIS,MN)	Graph	15	\$94,619.00	\$94,619.00	\$94,619.00	\$94,619.00
BRISTLECON INC., JACKLINKS, MINNEAPOLIS, MN (https://www.google.com/maps/place/JACKLINKS,MINNEAPOLIS,MN)	Graph	15	\$94,619.00	\$94,619.00	\$94,619.00	\$94,619.00
Totals	Graph	38	\$90,513.37	\$94,619.00	\$60,000.00	\$95,000.00

Latitude: 44.970181 Longitude: -93.227479

Employer Name/Worksite Address	Graph	Count	Mean Wage	Median Wage	Lowest Wage	Highest Wage
UNIVERSITY OF MINNESOTA PHYSICIANS, 909 FULTON ST. SE, MINNEAPOLIS, MN (https://www.google.com/maps/place/909%20FULTON%20ST.%20SE,MINNEAPOLIS,MN)	Graph	1	\$199,992.00	\$199,992.00	\$199,992.00	\$199,992.00
UNIVERSITY OF MINNESOTA, 909 FULTON ST SE, MINNEAPOLIS, MN (https://www.google.com/maps/place/909%20FULTON%20ST%20SE,MINNEAPOLIS,MN)	Graph	4	\$141,088.40	\$58,676.80	\$58,676.80	\$281,000.00
Totals	Graph	5	\$152,869.12	\$166,000.00	\$58,676.80	\$281,000.00

Latitude: 44.970241 Longitude: -93.304759

Employer Name/Worksite Address	Graph	Count	Mean Wage	Median Wage	Lowest Wage	Highest Wage
L&T TECHNOLOGY SERVICES LIMITED, EXOSITE, MINNEAPOLIS, MN (https://www.google.com/maps/place/EXOSITE,MINNEAPOLIS,MN)	Graph	4	\$68,845.75	\$62,733.00	\$62,733.00	\$77,917.00
Totals	Graph	4	\$68,845.75	\$62,733.00	\$62,733.00	\$77,917.00

Latitude: 44.970282 Longitude: -93.225477

Employer Name/Worksite Address	Graph	Count	Mean Wage	Median Wage	Lowest Wage	Highest Wage
UNIVERSITY OF MINNESOTA, 909 FULTON AVENUE SE, MINNEAPOLIS, MN (https://www.google.com/maps/place/909%20FULTON%20AVENUE%20SE,MINNEAPOLIS,MN)	Graph	3	\$130,658.13	\$59,987.20	\$59,987.20	\$272,000.00
Totals	Graph	3	\$130,658.13	\$59,987.20	\$59,987.20	\$272,000.00

Latitude: 44.970352 Longitude: -93.540148

Employer Name/Worksite Address	Graph	Count	Mean Wage	Median Wage	Lowest Wage	Highest Wage
UNIVERSITY OF MINNESOTA, 516 - 15TH AVENUE SOUTHEAST, MINNEAPOLIS, MN (https://www.google.com/maps/place/516%20-%2015TH%20AVENUE%20SOUTHEAST,MINNEAPOLIS,MN)	Graph	1	\$40,367.00	\$40,367.00	\$40,367.00	\$40,367.00
Totals	Graph	1	\$40,367.00	\$40,367.00	\$40,367.00	\$40,367.00

Employer Name/Worksite Address	Graph	Count	Mean Wage	Median Wage	Lowest Wage	Highest Wage
UNIVERSITY OF MINNESOTA, 516 - 15TH AVENUE SOUTHEAST, MINNEAPOLIS, MN (https://www.google.com/maps/place/516%20-%2015TH%20AVENUE%20SOUTHEAST,MINNEAPOLIS,MN)	Graph	1	\$40,367.00	\$40,367.00	\$40,367.00	\$40,367.00

Employer Name/Worksite Address	Graph	Count	Mean Wage	Median Wage	Lowest Wage	Highest Wage
Totals	Graph	1	\$40,367.00	\$40,367.00	\$40,367.00	\$40,367.00

Latitude: 44.970361 Longitude: -93.434997

Employer Name/Worksite Address	Graph	Count	Mean Wage	Median Wage	Lowest Wage	Highest Wage
CHANNEL PARTNERS CAPITAL MANAGEMENT, LLC, 11100 WAYZATA BOULEVARD, MINNETONKA, MN (https://www.google.com/maps/place/11100%20WAYZATA%20BOULEVARD,MINNETONKA,MN)	Graph	1	\$56,000.00	\$56,000.00	\$56,000.00	\$56,000.00
Totals	Graph	1	\$56,000.00	\$56,000.00	\$56,000.00	\$56,000.00

Employer Name/Worksite Address	Graph	Count	Mean Wage	Median Wage	Lowest Wage	Highest Wage
IT DIVISION, INC., SIEMENS, MINNETONKA, MN (https://www.google.com/maps/place/SIEMENS,MINNETONKA,MN)	Graph	1	\$65,000.00	\$65,000.00	\$65,000.00	\$65,000.00
SRIVEN SYSTEMS OF TX, INC, 10900 WAYZATA BOULEVARD,, MINNETONKA, MN (https://www.google.com/maps/place/10900%20WAYZATA%20BOULEVARD,,MINNETONKA,MN)	Graph	1	\$60,000.00	\$60,000.00	\$60,000.00	\$60,000.00
TECH MAHINDRA (AMERICAS),INC., 10900 WAYZATA BOULEVARD, SUITE 400, MINNETONKA, MN (https://www.google.com/maps/place/10900%20WAYZATA%20BOULEVARD,%20SUITE%20400,MINNETONKA,MN)	Graph	1	\$68,557.00	\$68,557.00	\$68,557.00	\$68,557.00
SIEMENS INDUSTRY, INC., 10900 WAYZATA BLVD, SUITE 100, MINNETONKA, MN (https://www.google.com/maps/place/10900%20WAYZATA%20BLVD,%20SUITE%20100,MINNETONKA,MN)	Graph	2	\$91,248.11	\$91,246.62	\$91,246.62	\$91,248.11
TECH MAHINDRA (AMERICAS),INC., 10900 WAYZATA BOULEVARD, MINNETONKA, MN (https://www.google.com/maps/place/10900%20WAYZATA%20BOULEVARD,MINNETONKA,MN)	Graph	3	\$79,464.00	\$80,000.00	\$64,522.00	\$93,800.00
SIEMENS INDUSTRY, INC., 10900 WAYZATA BLVD, MINNETONKA, MN (https://www.google.com/maps/place/10900%20WAYZATA%20BLVD,MINNETONKA,MN)	Graph	5	\$81,246.48	\$82,742.40	\$74,160.00	\$87,500.00
SRIVEN SYSTEMS OF TX, INC, 10900 WAYZATA BLVD., MINNETONKA, MN (https://www.google.com/maps/place/10900%20WAYZATA%20BLVD.,MINNETONKA,MN)	Graph	10	\$84,857.28	\$83,000.00	\$66,000.00	\$100,000.00
Totals	Graph	23	\$81,271.76	\$83,000.00	\$60,000.00	\$100,000.00

Latitude: 44.970673 Longitude: -93.263871

Employer Name/Worksite Address	Graph	Count	Mean Wage	Median Wage	Lowest Wage	Highest Wage
MINNEAPOLIS MEDICAL RESEARCH FOUNDATION, 825 SOUTH 8TH STREET, MINNEAPOLIS, MN (https://www.google.com/maps/place/825%20SOUTH%208TH%20STREET,MINNEAPOLIS,MN)	Graph	1	\$63,000.00	\$63,000.00	\$63,000.00	\$63,000.00
Totals	Graph	1	\$63,000.00	\$63,000.00	\$63,000.00	\$63,000.00

Employer Name/Worksite Address	Graph	Count	Mean Wage	Median Wage	Lowest Wage	Highest Wage
MINNEAPOLIS MEDICAL RESEARCH FOUNDATION, 914 SOUTH 8TH STREET, MINNEAPOLIS, MN (https://www.google.com/maps/place/914%20SOUTH%208TH%20STREET,MINNEAPOLIS,MN)	Graph	1	\$63,000.00	\$63,000.00	\$63,000.00	\$63,000.00
Totals	Graph	1	\$63,000.00	\$63,000.00	\$63,000.00	\$63,000.00

Latitude: 44.970698 Longitude: -93.331785

Employer Name/Worksite Address	Graph	Count	Mean Wage	Median Wage	Lowest Wage	Highest Wage
MID-AMERICA REAL ESTATE MINNESOTA LLC, 5353 WAYZATA BOULEVARD, MINNEAPOLIS, MN (https://www.google.com/maps/place/5353%20WAYZATA%20BOULEVARD,MINNEAPOLIS,MN)	Graph	1	\$67,000.00	\$67,000.00	\$67,000.00	\$67,000.00
Totals	Graph	1	\$67,000.00	\$67,000.00	\$67,000.00	\$67,000.00

Employer Name/Worksite Address	Graph	Count	Mean Wage	Median Wage	Lowest Wage	Highest Wage
MID-AMERICA REAL ESTATE MINNESOTA LLC, 5353 WAYZATA BOULEVARD, MINNEAPOLIS, MN (https://www.google.com/maps/place/5353%20WAYZATA%20BOULEVARD,MINNEAPOLIS,MN)	Graph	1	\$67,000.00	\$67,000.00	\$67,000.00	\$67,000.00
Totals	Graph	1	\$67,000.00	\$67,000.00	\$67,000.00	\$67,000.00

Latitude: 44.970704 Longitude: -93.151369

Employer Name/Worksite Address	Graph	Count	Mean Wage	Median Wage	Lowest Wage	Highest Wage
RALLY SYSTEMS INC., 1200 ENERGY PARK DR, SAINTPAUL, MN (https://www.google.com/maps/place/1200%20ENERGY%20PARK%20DR,SAINTPAUL,MN)	Graph	1	\$65,000.00	\$65,000.00	\$65,000.00	\$65,000.00
U.S. BANK NATIONAL ASSOCIATION, 1200 ENERGY PARK DRIVE, ST. PAUL, MN (https://www.google.com/maps/place/1200%20ENERGY%20PARK%20DRIVE,ST.%20PAUL,MN)	Graph	1	\$91,800.00	\$91,800.00	\$91,800.00	\$91,800.00
PRIME CONSULTING LLC, 1200 ENERGY PARK, SAINTPAUL, MN (https://www.google.com/maps/place/1200%20ENERGY%20PARK,SAINTPAUL,MN)	Graph	2	\$65,000.00	\$65,000.00	\$65,000.00	\$65,000.00
IBM INDIA PRIVATE LIMITED, 1200 ENERGY PARK DRIVE, SAINT PAUL, MN (https://www.google.com/maps/place/1200%20ENERGY%20PARK%20DRIVE,SAINT%20PAUL,MN)	Graph	8	\$70,351.88	\$68,557.00	\$68,557.00	\$76,648.00
KFORCE INC., 1200 ENERGY PARK DRIVE, ST PAUL, MN (https://www.google.com/maps/place/1200%20ENERGY%20PARK%20DRIVE,ST%20PAUL,MN)	Graph	10	\$79,040.00	\$79,040.00	\$79,040.00	\$79,040.00
IBM INDIA PRIVATE LIMITED, 1200 ENERGY PARK DR, SAINT PAUL, MN (https://www.google.com/maps/place/1200%20ENERGY%20PARK%20DR,SAINT%20PAUL,MN)	Graph	12	\$67,966.58	\$64,522.00	\$64,522.00	\$75,587.00
Totals	Graph	34	\$72,223.94	\$68,557.00	\$64,522.00	\$91,800.00

Latitude: 44.970961 Longitude: -93.353688

Employer Name/Worksite Address	Graph	Count	Mean Wage	Median Wage	Lowest Wage	Highest Wage
CAVALIER IT INC., 5500 WAZATA BLVD, GOLDEN VALLEY, MN (https://www.google.com/maps/place/5500%20WAZATA%20BLVD,GOLDEN%20VALLEY,MN)	Graph	1	\$78,000.00	\$78,000.00	\$78,000.00	\$78,000.00
Totals	Graph	1	\$78,000.00	\$78,000.00	\$78,000.00	\$78,000.00

Latitude: 44.970986 Longitude: -93.245594

Employer Name/Worksite Address	Graph	Count	Mean Wage	Median Wage	Lowest Wage	Highest Wage
UNIVERSITY OF MINNESOTA, 321 19TH AVE SOUTH, MINNEAPOLIS, MN (https://www.google.com/maps/place/321%2019TH%20AVE%20SOUTH,MINNEAPOLIS,MN)	Graph	3	\$198,063.33	\$209,186.00	\$165,000.00	\$220,004.00
Totals	Graph	3	\$198,063.33	\$209,186.00	\$165,000.00	\$220,004.00

Latitude: 44.971072 Longitude: -93.152546

Employer Name/Worksite Address	Graph	Count	Mean Wage	Median Wage	Lowest Wage	Highest Wage
WINDLOGICS, INC., 1021 BANDANA BLVD. EAST, ST. PAUL, MN (https://www.google.com/maps/place/1021%20BANDANA%20BLVD.%20EAST,ST.%20PAUL,MN)	Graph	1	\$118,101.00	\$118,101.00	\$118,101.00	\$118,101.00
WINDLOGICS, INC., 1021 BANDANA BLVD. E., ST. PAUL, MN (https://www.google.com/maps/place/1021%20BANDANA%20BLVD.%20E.,ST.%20PAUL,MN)	Graph	2	\$87,292.49	\$79,584.97	\$79,584.97	\$95,000.00
Totals	Graph	3	\$97,561.99	\$95,000.00	\$79,584.97	\$118,101.00

Latitude: 44.971124 Longitude: -93.094859

Employer Name/Employer Address	Graph	Count	Mean Wage	Median Wage	Lowest Wage	Highest Wage
--------------------------------	-------	-------	-----------	-------------	-------------	--------------

Employer Name/Employer Address	Graph	Count	Mean Wage	Median Wage	Lowest Wage	Highest Wage
MINNESOTA MATH AND SCIENCE ACADEMY, 169 EAST JENKS AVENUE, SAINT PAUL, MN (https://www.google.com/maps/place/169%20EAST%20JENKS%20AVENUE,SAINT%20PAUL,MN)	Graph	2	\$41,940.00	\$41,940.00	\$41,940.00	\$41,940.00
Totals	Graph	2	\$41,940.00	\$41,940.00	\$41,940.00	\$41,940.00

Employer Name/Worksite Address	Graph	Count	Mean Wage	Median Wage	Lowest Wage	Highest Wage
MINNESOTA MATH AND SCIENCE ACADEMY, 169 EAST JENKS AVENUE, SAINT PAUL, MN (https://www.google.com/maps/place/169%20EAST%20JENKS%20AVENUE,SAINT%20PAUL,MN)	Graph	2	\$41,940.00	\$41,940.00	\$41,940.00	\$41,940.00
Totals	Graph	2	\$41,940.00	\$41,940.00	\$41,940.00	\$41,940.00

Latitude: 44.971211 Longitude: -93.171051

Employer Name/Employer Address	Graph	Count	Mean Wage	Median Wage	Lowest Wage	Highest Wage
MINNETRONIX, INC., 1635 ENERGY PARK DRIVE, ST. PAUL, MN (https://www.google.com/maps/place/1635%20ENERGY%20PARK%20DRIVE,ST.%20PAUL,MN)	Graph	1	\$92,893.00	\$92,893.00	\$92,893.00	\$92,893.00
Totals	Graph	1	\$92,893.00	\$92,893.00	\$92,893.00	\$92,893.00

Employer Name/Worksite Address	Graph	Count	Mean Wage	Median Wage	Lowest Wage	Highest Wage
MINNETRONIX, INC., 1635 ENERGY PARK DR., ST. PAUL, MN (https://www.google.com/maps/place/1635%20ENERGY%20PARK%20DR.,ST.%20PAUL,MN)	Graph	1	\$92,893.00	\$92,893.00	\$92,893.00	\$92,893.00
Totals	Graph	1	\$92,893.00	\$92,893.00	\$92,893.00	\$92,893.00

Latitude: 44.971255 Longitude: -93.459651

Employer Name/Employer Address	Graph	Count	Mean Wage	Median Wage	Lowest Wage	Highest Wage
EXB SOLUTIONS INC., 10201 WAYZATA BOULEVARD SUITE 100, MINNEAPOLIS, MN (https://www.google.com/maps/place/10201%20WAYZATA%20BOULEVARD%20SUITE%20100,MINNEAPOLIS,MN)	Graph	1	\$76,000.00	\$76,000.00	\$76,000.00	\$76,000.00
MUNICIPAL PARKING SERVICES, INC., 12450 WAYZATA BLVD., SUITE 200, MINNETONKA, MN (https://www.google.com/maps/place/12450%20WAYZATA%20BLVD.,%20SUITE%20200,MINNETONKA,MN)	Graph	1	\$80,000.00	\$80,000.00	\$80,000.00	\$80,000.00
SYNGENTA SEEDS, LLC, 11055 WAYZATA BOULEVARD, MINNETONKA, MN (https://www.google.com/maps/place/11055%20WAYZATA%20BOULEVARD,MINNETONKA,MN)	Graph	1	\$83,200.00	\$83,200.00	\$83,200.00	\$83,200.00
Totals	Graph	3	\$79,733.33	\$80,000.00	\$76,000.00	\$83,200.00

Employer Name/Worksite Address	Graph	Count	Mean Wage	Median Wage	Lowest Wage	Highest Wage
CHANNEL PARTNERS CAPITAL MANAGEMENT, LLC, 111 WAYZATA BOULEVARD, MINNETONKA, MN (https://www.google.com/maps/place/111%20WAYZATA%20BOULEVARD,MINNETONKA,MN)	Graph	1	\$56,000.00	\$56,000.00	\$56,000.00	\$56,000.00
EXB SOLUTIONS INC., 10201 WAYZATA BLVD, MINNETONKA, MN (https://www.google.com/maps/place/10201%20WAYZATA%20BLVD,MINNETONKA,MN)	Graph	1	\$76,000.00	\$76,000.00	\$76,000.00	\$76,000.00
MUNICIPAL PARKING SERVICES, INC., 12450 WAYZATA BLVD., SUITE 200, MINNETONKA, MN (https://www.google.com/maps/place/12450%20WAYZATA%20BLVD.,%20SUITE%20200,MINNETONKA,MN)	Graph	1	\$80,000.00	\$80,000.00	\$80,000.00	\$80,000.00
SYNGENTA SEEDS, LLC, 11055 WAYZATA BLVD., MINNETONKA, MN (https://www.google.com/maps/place/11055%20WAYZATA%20BLVD.,MINNETONKA,MN)	Graph	1	\$83,200.00	\$83,200.00	\$83,200.00	\$83,200.00
INFOSYS LIMITED, 11055 WAYZATA BLVD, MINNETONKA, MN (https://www.google.com/maps/place/11055%20WAYZATA%20BLVD,MINNETONKA,MN)	Graph	41	\$81,350.46	\$77,771.00	\$64,501.00	\$128,238.00
Totals	Graph	45	\$80,679.31	\$77,771.00	\$56,000.00	\$128,238.00

Latitude: 44.971276 Longitude: -93.230335

Employer Name/Worksite Address	Graph	Count	Mean Wage	Median Wage	Lowest Wage	Highest Wage
UNIVERSITY OF MINNESOTA, 500 HARVARD STREET SE, MINNEAPOLIS, MN (https://www.google.com/maps/place/500%20HARVARD%20STREET%20SE,MINNEAPOLIS,MN)	Graph	1	\$59,446.00	\$59,446.00	\$59,446.00	\$59,446.00
UNIVERSITY OF MINNESOTA, 500 SE HARVARD ST, MINNEAPOLIS, MN (https://www.google.com/maps/place/500%20SE%20HARVARD%20ST,MINNEAPOLIS,MN)	Graph	2	\$179,982.40	\$87,984.00	\$87,984.00	\$271,980.80
UNIVERSITY OF MINNESOTA, 500 HARVARD ST SE, MINNEAPOLIS, MN (https://www.google.com/maps/place/500%20HARVARD%20ST%20SE,MINNEAPOLIS,MN)	Graph	3	\$57,371.00	\$56,994.00	\$53,307.00	\$61,812.00
UNIVERSITY OF MINNESOTA PHYSICIANS, 500 HARVARD ST. SE, MINNEAPOLIS, MN (https://www.google.com/maps/place/500%20HARVARD%20ST.%20SE,MINNEAPOLIS,MN)	Graph	6	\$130,696.37	\$134,400.00	\$59,446.00	\$203,985.60
Totals	Graph	12	\$114,641.83	\$64,337.00	\$53,307.00	\$271,980.80

Latitude: 44.971284 Longitude: -93.381433

Employer Name/Employer Address	Graph	Count	Mean Wage	Median Wage	Lowest Wage	Highest Wage
SMART SOLUTIONS, INC, 8401 WAYZATA BLVD, GOLDEN VALLEY, MN (https://www.google.com/maps/place/8401%20WAYZATA%20BLVD,GOLDEN%20VALLEY,MN)	Graph	3	\$78,639.00	\$79,000.00	\$77,917.00	\$79,000.00
Totals	Graph	3	\$78,639.00	\$79,000.00	\$77,917.00	\$79,000.00

Employer Name/Worksite Address	Graph	Count	Mean Wage	Median Wage	Lowest Wage	Highest Wage
SMART SOLUTIONS, INC, 8401 WAYZATA BLVD, GOLDEN VALLEY, MN (https://www.google.com/maps/place/8401%20WAYZATA%20BLVD,GOLDEN%20VALLEY,MN)	Graph	3	\$78,513.67	\$78,624.00	\$77,917.00	\$79,000.00
Totals	Graph	3	\$78,513.67	\$78,624.00	\$77,917.00	\$79,000.00

Latitude: 44.971368 Longitude: -93.235219

Employer Name/Worksite Address	Graph	Count	Mean Wage	Median Wage	Lowest Wage	Highest Wage
UNIVERSITY OF MINNESOTA, 401 EAST RIVER PARKWAY, MINNEAPOLIS, MN (https://www.google.com/maps/place/401%20EAST%20RIVER%20PARKWAY,MINNEAPOLIS,MN)	Graph	1	\$59,446.00	\$59,446.00	\$59,446.00	\$59,446.00
Totals	Graph	1	\$59,446.00	\$59,446.00	\$59,446.00	\$59,446.00

Latitude: 44.971377 Longitude: -93.381718

Employer Name/Employer Address	Graph	Count	Mean Wage	Median Wage	Lowest Wage	Highest Wage
AUGUSOFT, INC., 8441 WAYZATA BLVD #200, GOLDEN VALLEY, MN (https://www.google.com/maps/place/8441%20WAYZATA%20BLVD%20#200,GOLDEN%20VALLEY,MN)	Graph	1	\$62,733.00	\$62,733.00	\$62,733.00	\$62,733.00
Totals	Graph	1	\$62,733.00	\$62,733.00	\$62,733.00	\$62,733.00

Employer Name/Worksite Address	Graph	Count	Mean Wage	Median Wage	Lowest Wage	Highest Wage
AUGUSOFT, INC., 8441 WAYZATA BLVD #200, GOLDEN VALLEY, MN (https://www.google.com/maps/place/8441%20WAYZATA%20BLVD%20#200,GOLDEN%20VALLEY,MN)	Graph	1	\$62,733.00	\$62,733.00	\$62,733.00	\$62,733.00
Totals	Graph	1	\$62,733.00	\$62,733.00	\$62,733.00	\$62,733.00

Latitude: 44.971384 Longitude: -93.159186

Employer Name/Worksite Address	Graph	Count	Mean Wage	Median Wage	Lowest Wage	Highest Wage
I3INFOTEK, INC., 1410 ENERGY PARK DR STE 1, STPAUL, MN (https://www.google.com/maps/place/1410%20ENERGY%20PARK%20DR%20STE%201,STPAUL,MN)	Graph	1	\$63,000.00	\$63,000.00	\$63,000.00	\$63,000.00
Totals	Graph	1	\$63,000.00	\$63,000.00	\$63,000.00	\$63,000.00

Latitude: 44.971394 Longitude: -93.487205

Employer Name/Employer Address	Graph	Count	Mean Wage	Median Wage	Lowest Wage	Highest Wage
GRAPHIC MEASURES INTERNATIONAL LTD, 1905 WAYZATA BLVD E, WAYZATA, MN (https://www.google.com/maps/place/1905%20WAYZATA%20BLVD%20E,WAYZATA,MN)	Graph	1	\$56,285.00	\$56,285.00	\$56,285.00	\$56,285.00
Totals	Graph	1	\$56,285.00	\$56,285.00	\$56,285.00	\$56,285.00

Employer Name/Worksite Address	Graph	Count	Mean Wage	Median Wage	Lowest Wage	Highest Wage
GRAPHIC MEASURES INTERNATIONAL LTD, 1905 WAYZATA BOULEVARD E, WAYZATA, MN (https://www.google.com/maps/place/1905%20WAYZATA%20BOULEVARD%20E,WAYZATA,MN)	Graph	1	\$56,285.00	\$56,285.00	\$56,285.00	\$56,285.00
Totals	Graph	1	\$56,285.00	\$56,285.00	\$56,285.00	\$56,285.00

Latitude: 44.971577 Longitude: -93.347725

Employer Name/Employer Address	Graph	Count	Mean Wage	Median Wage	Lowest Wage	Highest Wage
MAGNET 360, LLC., 5757 WAYZATA BLVD, MINNEAPOLIS, MN (https://www.google.com/maps/place/5757%20WAYZATA%20BLVD,MINNEAPOLIS,MN)	Graph	1	\$85,000.00	\$85,000.00	\$85,000.00	\$85,000.00
SELECT SOURCE INTERNATIONAL, 6311 WAYZATA BLVD SUITE 150, MINNEAPOLIS, MN (https://www.google.com/maps/place/6311%20WAYZATA%20BLVD%20SUITE%20150,MINNEAPOLIS,MN)	Graph	2	\$91,000.00	\$89,440.00	\$89,440.00	\$92,560.00
VIGILANZ CORPORATION, 5775 WAYZATA BLVD, SUITE 970, MINNEAPOLIS, MN (https://www.google.com/maps/place/5775%20WAYZATA%20BLVD,%20SUITE%20970,MINNEAPOLIS,MN)	Graph	2	\$77,500.00	\$70,000.00	\$70,000.00	\$85,000.00
Totals	Graph	5	\$84,400.00	\$85,000.00	\$70,000.00	\$92,560.00

Employer Name/Worksite Address	Graph	Count	Mean Wage	Median Wage	Lowest Wage	Highest Wage
BENED SOFTWARE SERVICES INC, 5757 WAYZATA BLVD, ST. LOUIS PARK, MN (https://www.google.com/maps/place/5757%20WAYZATA%20BLVD,ST.%20LOUIS%20PARK,MN)	Graph	1	\$66,560.00	\$66,560.00	\$66,560.00	\$66,560.00
MAGNET 360, LLC., 5757 WAYZATA BLVD, MINNEAPOLIS, MN (https://www.google.com/maps/place/5757%20WAYZATA%20BLVD,MINNEAPOLIS,MN)	Graph	1	\$85,000.00	\$85,000.00	\$85,000.00	\$85,000.00
NIHAKI SYSTEMS, INC., 5775 WAYZATA BLVD., ST. LOUIS PARK, MN (https://www.google.com/maps/place/5775%20WAYZATA%20BLVD.,ST.%20LOUIS%20PARK,MN)	Graph	1	\$90,000.00	\$90,000.00	\$90,000.00	\$90,000.00
VIGILANZ CORPORATION, 5775 WAYZATA BLVD, SUITE 970, MINNEAPOLIS, MN (https://www.google.com/maps/place/5775%20WAYZATA%20BLVD,%20SUITE%20970,MINNEAPOLIS,MN)	Graph	2	\$77,500.00	\$70,000.00	\$70,000.00	\$85,000.00
RNR IT SOLUTIONS INC, 5757 WAYZATA BOULEVARD, MINNEAPOLIS, MN (https://www.google.com/maps/place/5757%20WAYZATA%20BOULEVARD,MINNEAPOLIS,MN)	Graph	21	\$78,768.57	\$78,957.00	\$75,000.00	\$78,957.00
Totals	Graph	26	\$78,873.08	\$78,957.00	\$66,560.00	\$90,000.00

Latitude: 44.971587 Longitude: -93.159852

Employer Name/Employer Address	Graph	Count	Mean Wage	Median Wage	Lowest Wage	Highest Wage
MERRILL COMMUNICATIONS LLC, ONE MERRILL CIRCLE, ST. PAUL, MN (https://www.google.com/maps/place/ONE%20MERRILL%20CIRCLE,ST.%20PAUL,MN)	Graph	2	\$87,500.00	\$75,000.00	\$75,000.00	\$100,000.00
Totals	Graph	2	\$87,500.00	\$75,000.00	\$75,000.00	\$100,000.00

Employer Name/Worksite Address	Graph	Count	Mean Wage	Median Wage	Lowest Wage	Highest Wage
AIM BIG INC, 1 MERRILL CIRCLE, SAINT PAUL, MN (https://www.google.com/maps/place/1%20MERRILL%20CIRCLE,SAINT%20PAUL,MN)	Graph	1	\$77,917.00	\$77,917.00	\$77,917.00	\$77,917.00
WEST COAST CONSULTING LLC, ONE MERRILL CIRCLE, SAINT PAUL, MN (https://www.google.com/maps/place/ONE%20MERRILL%20CIRCLE,SAINT%20PAUL,MN)	Graph	1	\$80,000.00	\$80,000.00	\$80,000.00	\$80,000.00
DIZER CORP, 1 MERRILL CIRCLE, ST. PAUL, MN (https://www.google.com/maps/place/1%20MERRILL%20CIRCLE,ST.%20PAUL,MN)	Graph	2	\$69,478.50	\$60,000.00	\$60,000.00	\$78,957.00

Employer Name/Worksite Address	Graph	Count	Mean Wage	Median Wage	Lowest Wage	Highest Wage
HARMAN CONNECTED SERVICES TECHNOLOGIES PVT. LTD, 1 MERRILL CIRCLE, ST PAUL, MN (https://www.google.com/maps/place/1%20MERRILL%20CIRCLE,ST%20PAUL,MN)	Graph	2	\$69,000.00	\$68,000.00	\$68,000.00	\$70,000.00
GLOBALLOGIC,INC., 1 MERRILL CIR, ST PAUL, MN (https://www.google.com/maps/place/1%20MERRILL%20CIR,ST%20PAUL,MN)	Graph	3	\$84,198.33	\$80,808.00	\$78,707.00	\$93,080.00
GLOBALLOGIC,INC., ONE MERRILL CIRCLE, ST. PAUL, MN (https://www.google.com/maps/place/ONE%20MERRILL%20CIRCLE,ST.%20PAUL,MN)	Graph	15	\$83,509.53	\$76,734.00	\$65,000.00	\$160,000.00
Totals	Graph	24	\$80,838.00	\$76,734.00	\$60,000.00	\$160,000.00

Latitude: 44.971733 Longitude: -93.358967

Employer Name/Worksite Address	Graph	Count	Mean Wage	Median Wage	Lowest Wage	Highest Wage
COMSYS TECHNOLOGIES INC, 900 COLORADO AVE, MINNEAPOLIS, MN (https://www.google.com/maps/place/900%20COLORADO%20AVE,MINNEAPOLIS,MN)	Graph	1	\$72,000.00	\$72,000.00	\$72,000.00	\$72,000.00
Totals	Graph	1	\$72,000.00	\$72,000.00	\$72,000.00	\$72,000.00

Latitude: 44.971793 Longitude: -93.469816

Employer Name/Employer Address	Graph	Count	Mean Wage	Median Wage	Lowest Wage	Highest Wage
CARLSON HOTELS, INC., 701 CARLSON PARKWAY, MINNETONKA, MN (https://www.google.com/maps/place/701%20CARLSON%20PARKWAY,MINNETONKA,MN)	Graph	1	\$90,000.00	\$90,000.00	\$90,000.00	\$90,000.00
CARLSON WAGONLIT TRAVEL, 701 CARLSON PARKWAY, MINNETONKA, MN (https://www.google.com/maps/place/701%20CARLSON%20PARKWAY,MINNETONKA,MN)	Graph	6	\$99,448.17	\$100,000.00	\$56,000.00	\$124,000.00
Totals	Graph	7	\$98,098.43	\$100,000.00	\$56,000.00	\$124,000.00

Employer Name/Worksite Address	Graph	Count	Mean Wage	Median Wage	Lowest Wage	Highest Wage
IT AMERICA INC, 701 CARLSON PKWY, MINNETONKA, MN (https://www.google.com/maps/place/701%20CARLSON%20PKWY,MINNETONKA,MN)	Graph	1	\$65,000.00	\$65,000.00	\$65,000.00	\$65,000.00
PRICEWATERHOUSECOOPERS ADVISORY SERVICES LLC, 701 CARLSON PARKWAY, MINNEAPOLIS, MN (https://www.google.com/maps/place/701%20CARLSON%20PARKWAY,MINNEAPOLIS,MN)	Graph	1	\$120,000.00	\$120,000.00	\$120,000.00	\$120,000.00
CARLSON WAGONLIT TRAVEL, 701 CARLSON PARKWAY, MINNETONKA, MN (https://www.google.com/maps/place/701%20CARLSON%20PARKWAY,MINNETONKA,MN)	Graph	9	\$90,491.33	\$93,689.00	\$56,000.00	\$124,000.00
Totals	Graph	11	\$90,856.55	\$93,689.00	\$56,000.00	\$124,000.00

Latitude: 44.971991 Longitude: -93.16171

Employer Name/Employer Address	Graph	Count	Mean Wage	Median Wage	Lowest Wage	Highest Wage
MINNESOTA DEPARTMENT OF CORRECTIONS, 1450 ENERGY PARK DRIVE, ST. PAUL, MN (https://www.google.com/maps/place/1450%20ENERGY%20PARK%20DRIVE,ST.%20PAUL,MN)	Graph	1	\$60,320.00	\$60,320.00	\$60,320.00	\$60,320.00
Totals	Graph	1	\$60,320.00	\$60,320.00	\$60,320.00	\$60,320.00

Employer Name/Worksite Address	Graph	Count	Mean Wage	Median Wage	Lowest Wage	Highest Wage
PACE COMPUTER SOLUTIONS INC, 1450 ENERGY PARK DRIVE, ST. PAUL, MN (https://www.google.com/maps/place/1450%20ENERGY%20PARK%20DRIVE,ST.%20PAUL,MN)	Graph	2	\$85,197.00	\$83,200.00	\$83,200.00	\$87,194.00
Totals	Graph	2	\$85,197.00	\$83,200.00	\$83,200.00	\$87,194.00

Latitude: 44.972126 Longitude: -93.161153

Employer Name/Worksite Address	Graph	Count	Mean Wage	Median Wage	Lowest Wage	Highest Wage
VIRTUAL MATRIX CORPORATION, 1419 ENERGY PARK DR, ST. PAUL, MN (https://www.google.com/maps/place/1419%20ENERGY%20PARK%20DR,ST.%20PAUL,MN)	Graph	1	\$80,000.00	\$80,000.00	\$80,000.00	\$80,000.00
Totals	Graph	1	\$80,000.00	\$80,000.00	\$80,000.00	\$80,000.00

Latitude: 44.972209 Longitude: -93.286338

Employer Name/Worksite Address	Graph	Count	Mean Wage	Median Wage	Lowest Wage	Highest Wage
SPYDER TRAP, INC., 1625 HENNEPIN AVENUE, MINNEAPOLIS, CA (https://www.google.com/maps/place/1625%20HENNEPIN%20AVENUE,MINNEAPOLIS,CA)	Graph	1	\$62,732.80	\$62,732.80	\$62,732.80	\$62,732.80
Totals	Graph	1	\$62,732.80	\$62,732.80	\$62,732.80	\$62,732.80

Employer Name/Worksite Address	Graph	Count	Mean Wage	Median Wage	Lowest Wage	Highest Wage
SPYDER TRAP, INC., 1625 HENNEPIN AVE., MINNEAPOLIS, MN (https://www.google.com/maps/place/1625%20HENNEPIN%20AVE.,MINNEAPOLIS,MN)	Graph	1	\$62,732.80	\$62,732.80	\$62,732.80	\$62,732.80
Totals	Graph	1	\$62,732.80	\$62,732.80	\$62,732.80	\$62,732.80

Latitude: 44.972213 Longitude: -93.469823

Employer Name/Worksite Address	Graph	Count	Mean Wage	Median Wage	Lowest Wage	Highest Wage
VAJRAASYS LIMITED, 601 CARLSON PARKWAY SUITE 1050, MINNETONKA, MN (https://www.google.com/maps/place/601%20CARLSON%20PARKWAY%20SUITE%201050,MINNETONKA,MN)	Graph	1	\$65,000.00	\$65,000.00	\$65,000.00	\$65,000.00
TEKEMPLOI CO., 601 CARLSON PARKWAY, MINNETONKA, MN (https://www.google.com/maps/place/601%20CARLSON%20PARKWAY,MINNETONKA,MN)	Graph	4	\$84,864.00	\$78,707.00	\$78,707.00	\$91,021.00
Totals	Graph	5	\$80,891.20	\$78,707.00	\$65,000.00	\$91,021.00

Employer Name/Worksite Address	Graph	Count	Mean Wage	Median Wage	Lowest Wage	Highest Wage
NTT DATA SERVICES, LLC, 601 CARLSON PARKWAY, MINNETONKA, MN (https://www.google.com/maps/place/601%20CARLSON%20PARKWAY,MINNETONKA,MN)	Graph	1	\$117,042.00	\$117,042.00	\$117,042.00	\$117,042.00
Totals	Graph	1	\$117,042.00	\$117,042.00	\$117,042.00	\$117,042.00

Latitude: 44.972354 Longitude: -93.205208

Employer Name/Worksite Address	Graph	Count	Mean Wage	Median Wage	Lowest Wage	Highest Wage
TATA CONSULTANCY SERVICES LIMITED, 1001 WESTGATE DR, SAINT PAUL, MN (https://www.google.com/maps/place/1001%20WESTGATE%20DR,SAINT%20PAUL,MN)	Graph	1	\$65,707.00	\$65,707.00	\$65,707.00	\$65,707.00
ERNST & YOUNG U.S. LLP, 1001 WESTGATE DRIVE, SAINT PAUL, MN (https://www.google.com/maps/place/1001%20WESTGATE%20DRIVE,SAINT%20PAUL,MN)	Graph	2	\$117,150.00	\$72,100.00	\$72,100.00	\$162,200.00
Totals	Graph	3	\$100,002.33	\$72,100.00	\$65,707.00	\$162,200.00

Latitude: 44.972488 Longitude: -93.228924

Employer Name/Worksite Address	Graph	Count	Mean Wage	Median Wage	Lowest Wage	Highest Wage
UNIVERSITY OF MINNESOTA, 717 DELAWARE ST. SE, ROOM 247, MINNEAPOLIS, MN (https://www.google.com/maps/place/717%20DELAWARE%20ST.%20SE,%20ROOM%20247,MINNEAPOLIS,MN)	Graph	1	\$59,467.00	\$59,467.00	\$59,467.00	\$59,467.00
Totals	Graph	1	\$59,467.00	\$59,467.00	\$59,467.00	\$59,467.00

Latitude: 44.972491 Longitude: -93.227348

Employer Name/Worksite Address	Graph	Count	Mean Wage	Median Wage	Lowest Wage	Highest Wage
UNIVERSITY OF MINNESOTA, 925 DELAWARE STREET SE, MINNEAPOLIS, MN (https://www.google.com/maps/place/925%20DELAWARE%20STREET%20SE,MINNEAPOLIS,MN)	Graph	1	\$82,500.00	\$82,500.00	\$82,500.00	\$82,500.00
Totals	Graph	1	\$82,500.00	\$82,500.00	\$82,500.00	\$82,500.00

Latitude: 44.972531 Longitude: -93.231494

Employer Name/Worksite Address	Graph	Count	Mean Wage	Median Wage	Lowest Wage	Highest Wage
UNIVERSITY OF MINNESOTA, 516 DELAWARE ST SE, MINNEAPOLIS, MN (https://www.google.com/maps/place/516%20DELAWARE%20ST%20SE,MINNEAPOLIS,MN)	Graph	9	\$79,683.00	\$61,155.00	\$58,676.80	\$141,400.00
Totals	Graph	9	\$79,683.00	\$61,155.00	\$58,676.80	\$141,400.00

Employer Name/Worksite Address	Graph	Count	Mean Wage	Median Wage	Lowest Wage	Highest Wage
UNIVERSITY OF MINNESOTA, 516 DELAWARE STREET S.E., MINNEAPOLIS, MN (https://www.google.com/maps/place/516%20DELAWARE%20STREET%20S.E.,MINNEAPOLIS,MN)	Graph	1	\$208,000.00	\$208,000.00	\$208,000.00	\$208,000.00
UNIVERSITY OF MINNESOTA, 516 DELAWARE STREET SE, MINNEAPOLIS, MN (https://www.google.com/maps/place/516%20DELAWARE%20STREET%20SE,MINNEAPOLIS,MN)	Graph	1	\$59,446.00	\$59,446.00	\$59,446.00	\$59,446.00
Totals	Graph	2	\$133,723.00	\$59,446.00	\$59,446.00	\$208,000.00

Latitude: 44.972532 Longitude: -93.231514

Employer Name/Worksite Address	Graph	Count	Mean Wage	Median Wage	Lowest Wage	Highest Wage
UNIVERSITY OF MINNESOTA PHYSICIANS, 500 DELAWARE STREET SE, MINNEAPOLIS, MN (https://www.google.com/maps/place/500%20DELAWARE%20STREET%20SE,MINNEAPOLIS,MN)	Graph	2	\$162,492.80	\$99,985.60	\$99,985.60	\$225,000.00
Totals	Graph	2	\$162,492.80	\$99,985.60	\$99,985.60	\$225,000.00

Latitude: 44.972538 Longitude: -93.23188

Employer Name/Worksite Address	Graph	Count	Mean Wage	Median Wage	Lowest Wage	Highest Wage
UNIVERSITY OF MINNESOTA PHYSICIANS, 420 DELAWARE ST. SE, MINNEAPOLIS, MN (https://www.google.com/maps/place/420%20DELAWARE%20ST.%20SE,MINNEAPOLIS,MN)	Graph	1	\$146,000.00	\$146,000.00	\$146,000.00	\$146,000.00
UNIVERSITY OF MINNESOTA, 420 DELAWARE ST. SE, MINNEAPOLIS, MN (https://www.google.com/maps/place/420%20DELAWARE%20ST.%20SE,MINNEAPOLIS,MN)	Graph	1	\$176,009.60	\$176,009.60	\$176,009.60	\$176,009.60
UNIVERSITY OF MINNESOTA, 420 DELAWARE ST SE, MINNEAPOLIS, MN (https://www.google.com/maps/place/420%20DELAWARE%20ST%20SE,MINNEAPOLIS,MN)	Graph	4	\$62,616.30	\$53,899.00	\$53,899.00	\$83,990.40
UNIVERSITY OF MINNESOTA PHYSICIANS, 420 DELAWARE STREET SE, MINNEAPOLIS, MN (https://www.google.com/maps/place/420%20DELAWARE%20STREET%20SE,MINNEAPOLIS,MN)	Graph	5	\$218,358.40	\$262,000.00	\$51,792.00	\$281,000.00
Totals	Graph	11	\$151,296.98	\$146,000.00	\$51,792.00	\$281,000.00

Employer Name/Worksite Address	Graph	Count	Mean Wage	Median Wage	Lowest Wage	Highest Wage
UNIVERSITY OF MINNESOTA PHYSICIANS, 420 DELAWARE ST SE, MINNEAPOLIS, MN (https://www.google.com/maps/place/420%20DELAWARE%20ST%20SE,MINNEAPOLIS,MN)	Graph	4	\$102,076.00	\$65,000.00	\$65,000.00	\$190,320.00
UNIVERSITY OF MINNESOTA, 420 DELAWARE STREET SE, MINNEAPOLIS, MN (https://www.google.com/maps/place/420%20DELAWARE%20STREET%20SE,MINNEAPOLIS,MN)	Graph	7	\$119,381.60	\$64,337.00	\$51,792.00	\$262,000.00
Totals	Graph	11	\$113,088.65	\$65,000.00	\$51,792.00	\$262,000.00

Latitude: 44.972548 Longitude: -93.390752

Employer Name/Worksite Address	Graph	Count	Mean Wage	Median Wage	Lowest Wage	Highest Wage
FRACTAL ANALYTICS INC, 1, GENERAL MILLS BLVD, MINNEAPOLIS, MN (https://www.google.com/maps/place/1,%20GENERAL%20MILLS%20BLVD,MINNEAPOLIS,MN)	Graph	2	\$70,454.50	\$68,182.00	\$68,182.00	\$72,727.00
Totals	Graph	2	\$70,454.50	\$68,182.00	\$68,182.00	\$72,727.00

Latitude: 44.972575 Longitude: -93.43674

Employer Name/Worksite Address	Graph	Count	Mean Wage	Median Wage	Lowest Wage	Highest Wage
CATASYS INC, 12300 MARION LN WEST, MINENTONKA, MN (https://www.google.com/maps/place/12300%20MARION%20LN%20WEST,MINENTONKA,MN)	Graph	1	\$95,000.00	\$95,000.00	\$95,000.00	\$95,000.00
Totals	Graph	1	\$95,000.00	\$95,000.00	\$95,000.00	\$95,000.00

Latitude: 44.97262 Longitude: -93.228431

Employer Name/Worksite Address	Graph	Count	Mean Wage	Median Wage	Lowest Wage	Highest Wage
UNIVERSITY OF MINNESOTA, 717 DELAWARE ST.SE, MINNEAPOLIS, MN (https://www.google.com/maps/place/717%20DELAWARE%20ST.SE,MINNEAPOLIS,MN)	Graph	1	\$52,874.00	\$52,874.00	\$52,874.00	\$52,874.00
Totals	Graph	1	\$52,874.00	\$52,874.00	\$52,874.00	\$52,874.00

Latitude: 44.972678 Longitude: -93.262753

Employer Name/Employer Address	Graph	Count	Mean Wage	Median Wage	Lowest Wage	Highest Wage
HENNEPIN HEALTHCARE SYSTEM, INC., 701 PARK AVENUE, MINNEAPOLIS, MN (https://www.google.com/maps/place/701%20PARK%20AVENUE,MINNEAPOLIS,MN)	Graph	1	\$114,857.00	\$114,857.00	\$114,857.00	\$114,857.00
HENNEPIN HEALTHCARE SYSTEMS, INC., 701 PARK AVENUE, MINNEAPOLIS, MN (https://www.google.com/maps/place/701%20PARK%20AVENUE,MINNEAPOLIS,MN)	Graph	1	\$103,834.00	\$103,834.00	\$103,834.00	\$103,834.00
HENNEPIN HEALTHCARE SYSTEM, INC., 701 PARK AVENUE SOUTH, MINNEAPOLIS, MN (https://www.google.com/maps/place/701%20PARK%20AVENUE%20SOUTH,MINNEAPOLIS,MN)	Graph	7	\$185,264.71	\$205,004.00	\$76,086.00	\$280,000.00
Totals	Graph	9	\$168,393.78	\$114,857.00	\$76,086.00	\$280,000.00

Employer Name/Worksite Address	Graph	Count	Mean Wage	Median Wage	Lowest Wage	Highest Wage
HENNEPIN HEALTHCARE SYSTEM, INC., 701 PARK AVENUE SOUTH, MINNEAPOLIS, MN (https://www.google.com/maps/place/701%20PARK%20AVENUE%20SOUTH,MINNEAPOLIS,MN)	Graph	1	\$76,086.00	\$76,086.00	\$76,086.00	\$76,086.00
HENNEPIN HEALTHCARE SYSTEM, INC., 701 PARK AVENUE, MINNEAPOLIS, MN (https://www.google.com/maps/place/701%20PARK%20AVENUE,MINNEAPOLIS,MN)	Graph	3	\$141,231.67	\$114,857.00	\$103,834.00	\$205,004.00
Totals	Graph	4	\$124,945.25	\$103,834.00	\$76,086.00	\$205,004.00

Latitude: 44.97279 Longitude: -93.352605

Employer Name/Employer Address	Graph	Count	Mean Wage	Median Wage	Lowest Wage	Highest Wage
ALLIANZ LIFE INSURANCE COMPANY OF NORTH AMERICA, 5701 GOLDEN HILLS DRIVE, MINNEAPOLIS, MN (https://www.google.com/maps/place/5701%20GOLDEN%20HILLS%20DRIVE,MINNEAPOLIS,MN)	Graph	3	\$105,736.33	\$104,000.00	\$91,709.00	\$121,500.00
Totals	Graph	3	\$105,736.33	\$104,000.00	\$91,709.00	\$121,500.00

Employer Name/Worksite Address	Graph	Count	Mean Wage	Median Wage	Lowest Wage	Highest Wage
POPULUS GROUP LLC, 5701 GOLDEN HILLS DR., MINNEAPOLIS, MN (https://www.google.com/maps/place/5701%20GOLDEN%20HILLS%20DR.,MINNEAPOLIS,MN)	Graph	1	\$114,400.00	\$114,400.00	\$114,400.00	\$114,400.00

Employer Name/Worksite Address	Graph	Count	Mean Wage	Median Wage	Lowest Wage	Highest Wage
SUNMERGE SYSTEMS INC., 5701 GOLDEN HILL DR, GOLDEN VALLEY, MN (https://www.google.com/maps/place/5701%20GOLDEN%20HILL%20DR,GOLDEN%20VALLEY,MN)	Graph	1	\$85,000.00	\$85,000.00	\$85,000.00	\$85,000.00
TATA CONSULTANCY SERVICES LIMITED, 5701 GOLDEN HILLS DR, GOLDEN VALLEY, MN (https://www.google.com/maps/place/5701%20GOLDEN%20HILLS%20DR,GOLDEN%20VALLEY,MN)	Graph	1	\$62,500.00	\$62,500.00	\$62,500.00	\$62,500.00
TATA CONSULTANCY SERVICES LIMITED, 5701 GOLDEN HILLS DRIVE, GOLDEN VALLEY, MN (https://www.google.com/maps/place/5701%20GOLDEN%20HILLS%20DRIVE,GOLDEN%20VALLEY,MN)	Graph	7	\$79,441.14	\$64,522.00	\$64,522.00	\$136,000.00
HCL AMERICA, INC., 5701 GOLDEN HILLS DR, MINNEAPOLIS, MN (https://www.google.com/maps/place/5701%20GOLDEN%20HILLS%20DR,MINNEAPOLIS,MN)	Graph	18	\$74,850.33	\$65,707.00	\$60,000.00	\$136,000.00
IMMIDI INFOTECH LLC, 5701 GOLDEN HILLS DRIVE, MINNEAPOLIS, MN (https://www.google.com/maps/place/5701%20GOLDEN%20HILLS%20DRIVE,MINNEAPOLIS,MN)	Graph	175	\$74,860.40	\$68,557.00	\$45,136.00	\$121,500.00
Totals	Graph	203	\$75,201.30	\$68,557.00	\$45,136.00	\$136,000.00

Latitude: 44.972794 Longitude: -93.354002

Employer Name/Worksite Address	Graph	Count	Mean Wage	Median Wage	Lowest Wage	Highest Wage
TECHLAND INC, 5901 GOLDEN HILLS DRIVE, MINNEAPOLIS, MN (https://www.google.com/maps/place/5901%20GOLDEN%20HILLS%20DRIVE,MINNEAPOLIS,MN)	Graph	4	\$84,741.00	\$68,557.00	\$65,707.00	\$102,350.00
Totals	Graph	4	\$84,741.00	\$68,557.00	\$65,707.00	\$102,350.00

Latitude: 44.972996 Longitude: -93.26983

Employer Name/Worksite Address	Graph	Count	Mean Wage	Median Wage	Lowest Wage	Highest Wage
GLOBAL IT INC, 901 THIRD AVE. S., MINNEAPOLIS, MN (https://www.google.com/maps/place/901%20THIRD%20AVE.%20S.,MINNEAPOLIS,MN)	Graph	1	\$65,000.00	\$65,000.00	\$65,000.00	\$65,000.00
PRO-TEK CONSULTING, 901 3RD AVENUE SOUTH, MINNEAPOLIS,, MN (https://www.google.com/maps/place/901%203RD%20AVENUE%20SOUTH,MINNEAPOLIS,,MN)	Graph	1	\$70,000.00	\$70,000.00	\$70,000.00	\$70,000.00
IDENTITY AND ACCESS SOLUTIONS, 901 3RD AVE. S., MINNEAPOLIS, MN (https://www.google.com/maps/place/901%203RD%20AVE.%20S.,MINNEAPOLIS,MN)	Graph	2	\$78,885.50	\$77,771.00	\$77,771.00	\$80,000.00
OCTAHEDRON LLC, 901 3RD AVE S., MINNEAPOLIS, MN (https://www.google.com/maps/place/901%203RD%20AVE%20S.,MINNEAPOLIS,MN)	Graph	2	\$62,733.00	\$62,733.00	\$62,733.00	\$62,733.00
EMR IT SOLUTIONS, LLC, 901 3RD AVE. SOUTH, MINNEAPOLIS, MN (https://www.google.com/maps/place/901%203RD%20AVE.%20SOUTH,MINNEAPOLIS,MN)	Graph	3	\$58,378.67	\$62,400.00	\$50,336.00	\$62,400.00
TATA CONSULTANCY SERVICES LIMITED, 901 3RD AVE SOUTH, MINNEAPOLIS, MN (https://www.google.com/maps/place/901%203RD%20AVE%20SOUTH,MINNEAPOLIS,MN)	Graph	4	\$63,089.25	\$60,700.00	\$60,700.00	\$68,557.00
NEXT TECHNOLOGIES, LLC., 901 3RD AVENUE S, MINNEAPOLIS, MN (https://www.google.com/maps/place/901%203RD%20AVENUE%20S,MINNEAPOLIS,MN)	Graph	6	\$65,679.50	\$62,733.00	\$60,611.00	\$80,000.00
TECHLAND INC, 901 3RD AV S, MINNEAPOLIS, MN (https://www.google.com/maps/place/901%203RD%20AV%20S,MINNEAPOLIS,MN)	Graph	9	\$84,274.78	\$77,771.00	\$67,102.00	\$111,266.00
AMERIPRISE FINANCIAL, INC., 901 3RD AVE S., MINNEAPOLIS, MN (https://www.google.com/maps/place/901%203RD%20AVE%20S.,MINNEAPOLIS,MN)	Graph	10	\$84,371.10	\$88,400.00	\$50,336.00	\$97,510.00
DELOITTE CONSULTING LLP, 903 3RD AVENUE SOUTH, MINNEAPOLIS, MN (https://www.google.com/maps/place/903%203RD%20AVENUE%20SOUTH,MINNEAPOLIS,MN)	Graph	15	\$70,000.00	\$70,000.00	\$70,000.00	\$70,000.00
SYNTEL CONSULTING INC., 901 THIRD AVENUE SOUTH, MINNEAPOLIS, MN (https://www.google.com/maps/place/901%20THIRD%20AVENUE%20SOUTH,MINNEAPOLIS,MN)	Graph	36	\$75,457.72	\$70,000.00	\$62,500.00	\$97,510.00
TATA CONSULTANCY SERVICES LIMITED, 901 3RD AVENUE SOUTH, MINNEAPOLIS, MN (https://www.google.com/maps/place/901%203RD%20AVENUE%20SOUTH,MINNEAPOLIS,MN)	Graph	86	\$66,401.03	\$65,000.00	\$60,100.00	\$87,360.00
PROMATRIX CORP, 901 3RD AVE S, MINNEAPOLIS, MN (https://www.google.com/maps/place/901%203RD%20AVE%20S,MINNEAPOLIS,MN)	Graph	102	\$75,505.08	\$77,771.00	\$60,100.00	\$125,370.00
Totals	Graph	277	\$72,276.09	\$70,000.00	\$50,336.00	\$125,370.00

Latitude: 44.973081 Longitude: -93.269931

Employer Name/Worksite Address	Graph	Count	Mean Wage	Median Wage	Lowest Wage	Highest Wage
TATA CONSULTANCY SERVICES LIMITED, 901 3RD AVENUE, MINNEAPOLIS, MN (https://www.google.com/maps/place/901%203RD%20AVENUE,MINNEAPOLIS,MN)	Graph	1	\$68,557.00	\$68,557.00	\$68,557.00	\$68,557.00
TECHLAND INC, 901 3RD AVE, MINNEAPOLIS, MN (https://www.google.com/maps/place/901%203RD%20AVE,MINNEAPOLIS,MN)	Graph	2	\$61,500.00	\$60,000.00	\$60,000.00	\$63,000.00
Totals	Graph	3	\$63,852.33	\$63,000.00	\$60,000.00	\$68,557.00

Latitude: 44.97314 Longitude: -93.469808

Employer Name/Employer Address	Graph	Count	Mean Wage	Median Wage	Lowest Wage	Highest Wage
MEDICA HEALTH PLANS, 401 CARLSON PARKWAY, MINNETONKA, MN (https://www.google.com/maps/place/401%20CARLSON%20PARKWAY,MINNETONKA,MN)	Graph	10	\$105,300.19	\$102,758.42	\$96,537.00	\$118,975.38
Totals	Graph	10	\$105,300.19	\$102,758.42	\$96,537.00	\$118,975.38

Employer Name/Worksite Address	Graph	Count	Mean Wage	Median Wage	Lowest Wage	Highest Wage
ANJANEYAP, INC., 401 CARLSON PKWY., MINNETONKA, MN (https://www.google.com/maps/place/401%20CARLSON%20PKWY.,MINNETONKA,MN)	Graph	1	\$64,521.60	\$64,521.60	\$64,521.60	\$64,521.60
ANJANEYAP, INC., 401 CARLSON PKWY, HOPKINS, MN (https://www.google.com/maps/place/401%20CARLSON%20PKWY,HOPKINS,MN)	Graph	2	\$78,623.80	\$64,521.60	\$64,521.60	\$92,726.00
MEDICA HEALTH PLANS, 401 CARLSON PARKWAY, MINNETONKA, MN (https://www.google.com/maps/place/401%20CARLSON%20PARKWAY,MINNETONKA,MN)	Graph	18	\$91,116.88	\$96,537.00	\$65,000.00	\$118,975.38
Totals	Graph	21	\$88,660.62	\$92,726.00	\$64,521.60	\$118,975.38

Latitude: 44.973345 Longitude: -93.23037

Employer Name/Employer Address	Graph	Count	Mean Wage	Median Wage	Lowest Wage	Highest Wage
UNIVERSITY OF MINNESOTA, 123 HARVARD STREET SE, MINNEAPOLIS, MN (https://www.google.com/maps/place/123%20HARVARD%20STREET%20SE,MINNEAPOLIS,MN)	Graph	2	\$36,503.50	\$36,004.00	\$36,004.00	\$37,003.00
Totals	Graph	2	\$36,503.50	\$36,004.00	\$36,004.00	\$37,003.00

Employer Name/Worksite Address	Graph	Count	Mean Wage	Median Wage	Lowest Wage	Highest Wage
UNIVERSITY OF MINNESOTA, 123 HARVARD STREET SE, MINNEAPOLIS, MN (https://www.google.com/maps/place/123%20HARVARD%20STREET%20SE,MINNEAPOLIS,MN)	Graph	2	\$36,503.50	\$36,004.00	\$36,004.00	\$37,003.00
UNIVERSITY OF MINNESOTA, 308 HARVARD STREET SE, MINNEAPOLIS, MN (https://www.google.com/maps/place/308%20HARVARD%20STREET%20SE,MINNEAPOLIS,MN)	Graph	2	\$75,436.50	\$47,476.00	\$47,476.00	\$103,397.00
Totals	Graph	4	\$55,970.00	\$37,003.00	\$36,004.00	\$103,397.00

Latitude: 44.973368 Longitude: -93.178956

Employer Name/Worksite Address	Graph	Count	Mean Wage	Median Wage	Lowest Wage	Highest Wage
WIPRO LIMITED, 1200, ENERGY PARK DRIVE, SAINT PAUL, MN (https://www.google.com/maps/place/1200,%20ENERGY%20PARK%20DRIVE,SAINT%20PAUL,MN)	Graph	1	\$76,648.00	\$76,648.00	\$76,648.00	\$76,648.00
WIPRO LIMITED, 1200, ENERGY PARK DR, SAINT PAUL, MN (https://www.google.com/maps/place/1200,%20ENERGY%20PARK%20DR,SAINT%20PAUL,MN)	Graph	11	\$74,581.09	\$75,587.00	\$64,522.00	\$75,587.00
Totals	Graph	12	\$74,753.33	\$75,587.00	\$64,522.00	\$76,648.00

Latitude: 44.973389 Longitude: -93.20524

Employer Name/Worksite Address	Graph	Count	Mean Wage	Median Wage	Lowest Wage	Highest Wage
UNIVERSITY OF MINNESOTA, 1045 WESTGATE DRIVE, ST. PAUL, MN (https://www.google.com/maps/place/1045%20WESTGATE%20DRIVE,ST.%20PAUL,MN)	Graph	1	\$59,446.00	\$59,446.00	\$59,446.00	\$59,446.00
Totals	Graph	1	\$59,446.00	\$59,446.00	\$59,446.00	\$59,446.00

Latitude: 44.973409 Longitude: -93.233895

Employer Name/Worksite Address	Graph	Count	Mean Wage	Median Wage	Lowest Wage	Highest Wage
UNIVERSITY OF MINNESOTA, 321 CHURCH STREET, MINNEAPOLIS, MN (https://www.google.com/maps/place/321%20CHURCH%20STREET,MINNEAPOLIS,MN)	Graph	1	\$60,000.00	\$60,000.00	\$60,000.00	\$60,000.00
Totals	Graph	1	\$60,000.00	\$60,000.00	\$60,000.00	\$60,000.00

Latitude: 44.97342 Longitude: -93.233763

Employer Name/Worksite Address	Graph	Count	Mean Wage	Median Wage	Lowest Wage	Highest Wage
UNIVERSITY OF MINNESOTA, 321 CHURCH ST SE, MINNEAPOLIS, MN (https://www.google.com/maps/place/321%20CHURCH%20ST%20SE,MINNEAPOLIS,MN)	Graph	3	\$43,833.67	\$48,600.00	\$33,425.00	\$49,476.00
Totals	Graph	3	\$43,833.67	\$48,600.00	\$33,425.00	\$49,476.00

Latitude: 44.973455 Longitude: -93.270849

Employer Name/Employer Address	Graph	Count	Mean Wage	Median Wage	Lowest Wage	Highest Wage
DS&B LTD, 222 SOUTH 9TH STREET, MINNEAPOLIS, MN (https://www.google.com/maps/place/222%20SOUTH%209TH%20STREET,MINNEAPOLIS,MN)	Graph	1	\$51,000.00	\$51,000.00	\$51,000.00	\$51,000.00
TECHNOSEVA, INC., 222 SOUTH 9TH STREET, SUITE 1600, MINNEAPOLIS, MN (https://www.google.com/maps/place/222%20SOUTH%209TH%20STREET,%20SUITE%201600,MINNEAPOLIS,MN)	Graph	1	\$94,640.00	\$94,640.00	\$94,640.00	\$94,640.00
VOICEIT TECHNOLOGIES, LLC, 222 SOUTH 9TH STREET, MINNEAPOLIS, MN (https://www.google.com/maps/place/222%20SOUTH%209TH%20STREET,MINNEAPOLIS,MN)	Graph	1	\$64,500.00	\$64,500.00	\$64,500.00	\$64,500.00
Totals	Graph	3	\$70,046.67	\$64,500.00	\$51,000.00	\$94,640.00

Employer Name/Worksite Address	Graph	Count	Mean Wage	Median Wage	Lowest Wage	Highest Wage
PROXIM SYSTEMS INC, 901 3RD AVENUE SOUTH, MINNEAPOLIS, MN (https://www.google.com/maps/place/901%203RD%20AVENUE%20SOUTH,MINNEAPOLIS,MN)	Graph	2	\$76,350.00	\$60,700.00	\$60,700.00	\$92,000.00
DS&B LTD, 222 SOUTH 9TH STREET, MINNEAPOLIS, MN (https://www.google.com/maps/place/222%20SOUTH%209TH%20STREET,MINNEAPOLIS,MN)	Graph	3	\$63,071.67	\$64,500.00	\$51,000.00	\$73,715.00
Totals	Graph	5	\$68,383.00	\$64,500.00	\$51,000.00	\$92,000.00

Latitude: 44.973487 Longitude: -93.233894

Employer Name/Worksite Address	Graph	Count	Mean Wage	Median Wage	Lowest Wage	Highest Wage
UNIVERSITY OF MINNESOTA, 312 CHURCH STREET SE, MINNEAPOLIS, MN (https://www.google.com/maps/place/312%20CHURCH%20STREET%20SE,MINNEAPOLIS,MN)	Graph	1	\$47,476.00	\$47,476.00	\$47,476.00	\$47,476.00
Totals	Graph	1	\$47,476.00	\$47,476.00	\$47,476.00	\$47,476.00

Latitude: 44.973489 Longitude: -93.469792

Employer Name/Employer Address	Graph	Count	Mean Wage	Median Wage	Lowest Wage	Highest Wage

Employer Name/Employer Address	Graph	Count	Mean Wage	Median Wage	Lowest Wage	Highest Wage
M.G. WALDBAUM COMPANY, 301 CARLSON PARKWAY, MINNETONKA, MN (https://www.google.com/maps/place/301%20CARLSON%20PARKWAY,MINNETONKA,MN)	Graph	1	\$103,600.00	\$103,600.00	\$103,600.00	\$103,600.00
Totals	Graph	1	\$103,600.00	\$103,600.00	\$103,600.00	\$103,600.00

Employer Name/Worksite Address	Graph	Count	Mean Wage	Median Wage	Lowest Wage	High Wa
CIBER GLOBAL LLC, 301 CARLSON PKWY, MINNETONKA, MN (https://www.google.com/maps/place/301%20CARLSON%20PKWY,MINNETONKA,MN)	Graph	1	\$93,621.00	\$93,621.00	\$93,621.00	\$93,621.00
GENIUS MINDS LLC, 301 CARLSON PKWY, HOPKINS, MN (https://www.google.com/maps/place/301%20CARLSON%20PKWY,HOPKINS,MN)	Graph	1	\$65,000.00	\$65,000.00	\$65,000.00	\$65,000.00
M.G. WALDBAUM COMPANY, 301 CARLSON PARKWAY, SUITE 400, MINNETONKA, MN (https://www.google.com/maps/place/301%20CARLSON%20PARKWAY,%20SUITE%20400,MINNETONKA,MN)	Graph	1	\$103,600.00	\$103,600.00	\$103,600.00	\$103,600.00
TALENT9 INC, 301 CARLSON PARKWAY, MINNETONKA, MN (https://www.google.com/maps/place/301%20CARLSON%20PARKWAY,MINNETONKA,MN)	Graph	8	\$74,193.63	\$70,000.00	\$60,778.00	\$90,000.00
Totals	Graph	11	\$77,797.27	\$77,771.00	\$60,778.00	\$103,600.00

Latitude: 44.973527 Longitude: -93.233182

Employer Name/Employer Address	Graph	Count	Mean Wage	Median Wage	Lowest Wage
REGENTS OF THE UNIVERSITY OF MINNESOTA, 360 MCNAMARA ALUMNI CENTER, MINNEAPOLIS, MN (https://www.google.com/maps/place/360%20MCNAMARA%20ALUMNI%20CENTER,MINNEAPOLIS,MN)	Graph	1	\$86,673.60	\$86,673.60	\$86,673.60
UNIVERSITY OF MINNESOTA, 333 EAST RIVER ROAD, MINNEAPOLIS, MN (https://www.google.com/maps/place/333%20EAST%20RIVER%20ROAD,MINNEAPOLIS,MN)	Graph	1	\$65,000.00	\$65,000.00	\$65,000.00
UNIVERSITY OF MINNESOTA, INT'L STUDENT & SCHOLAR SVCS, 190 HHH, MINNEAPOLIS, MN (https://www.google.com/maps/place/INT'L%20STUDENT%20%26%20SCHOLAR%20SVCS,%20190%20HHH,MINNEAPOLIS,MN)	Graph	4	\$50,366.00	\$49,109.00	\$37,100.00
UNIVERSITY OF MINNESOTA, INTERNATIONAL STUDENT & SCHOLAR SERVICES, MINNEAPOLIS, MN (https://www.google.com/maps/place/INTERNATIONAL%20STUDENT%20%26%20SCHOLAR%20SERVICES,MINNEAPOLIS,MN)	Graph	177	\$66,640.34	\$55,000.00	\$27,100.00
Totals	Graph	183	\$66,385.13	\$55,000.00	\$27,100.00

Employer Name/Worksite Address	Graph	Count	Mean Wage
HEXARING, INC, 1300 2ND STREET S, MINNEAPOLIS, MN (https://www.google.com/maps/place/1300%202ND%20STREET%20S,MINNEAPOLIS,MN)	Graph	1	\$69,409.60
HOWARD HUGHES MEDICAL INSTITUTE, HHMI/UNIVERSITY OF MINNESOTA, MINNEAPOLIS, MN (https://www.google.com/maps/place/HHMI/UNIVERSITY%20OF%20MINNESOTA,MINNEAPOLIS,MN)	Graph	1	\$55,000.00
UNIVERSITY OF MINNESOTA, 100 UNION ST SE, MINNEAPOLIS, MN (https://www.google.com/maps/place/100%20UNION%20ST%20SE,MINNEAPOLIS,MN)	Graph	1	\$79,560.00
UNIVERSITY OF MINNESOTA, 110 UNION STREET SE, MINNEAPOLIS, MN (https://www.google.com/maps/place/110%20UNION%20STREET%20SE,MINNEAPOLIS,MN)	Graph	1	\$97,000.00
UNIVERSITY OF MINNESOTA, 1100 MECH ENG., 111 CHURCH ST.SE, MINNEAPOLIS, MN (https://www.google.com/maps/place/1100%20MECH%20ENG.,%20111%20CHURCH%20ST.SE,MINNEAPOLIS,MN)	Graph	1	\$48,000.00
UNIVERSITY OF MINNESOTA, 116 CHURCH ST SE, MINNEAPOLIS, MN (https://www.google.com/maps/place/116%20CHURCH%20ST%20SE,MINNEAPOLIS,MN)	Graph	1	\$76,000.00
UNIVERSITY OF MINNESOTA, 117 PLEASANT STREET SE, MINNEAPOLIS, MN (https://www.google.com/maps/place/117%20PLEASANT%20STREET%20SE,MINNEAPOLIS,MN)	Graph	1	\$84,000.00
UNIVERSITY OF MINNESOTA, 127 VINCENT HALL, 206 CHURCH ST.SE, MINNEAPOLIS, MN (https://www.google.com/maps/place/127%20VINCENT%20HALL,%20206%20CHURCH%20ST.SE,MINNEAPOLIS,MN)	Graph	1	\$61,110.40
UNIVERSITY OF MINNESOTA, 130 HUBERT H HUMPHREY CENTER, MINNEAPOLIS, MN (https://www.google.com/maps/place/130%20HUBERT%20H%20HUMPHREY%20CENTER,MINNEAPOLIS,MN)	Graph	1	\$56,000.00
UNIVERSITY OF MINNESOTA, 1300 S 2ND STREET, MINNEAPOLIS, MN (https://www.google.com/maps/place/1300%20S%202ND%20STREET,MINNEAPOLIS,MN)	Graph	1	\$84,660.16
UNIVERSITY OF MINNESOTA, 151 AMUNDSON HALL, MINNEAPOLIS, MN (https://www.google.com/maps/place/151%20AMUNDSON%20HALL,MINNEAPOLIS,MN)	Graph	1	\$49,750.00
UNIVERSITY OF MINNESOTA, 1900 UNIVERSITY AVE SE, MINNEAPOLIS, MN (https://www.google.com/maps/place/1900%20UNIVERSITY%20AVE%20SE,MINNEAPOLIS,MN)	Graph	1	\$70,000.00

Employer Name/Worksite Address	Graph	Count	Mean Wage
UNIVERSITY OF MINNESOTA, 1991 UPPER BUFORD CIRCLE, SAINT PAUL, MN (https://www.google.com/maps/place/1991%20UPPER%20BUFORD%20CIRCLE,SAINT%20PAUL,MN)	Graph	1	\$87,000.00
UNIVERSITY OF MINNESOTA, 200 OAK STREET SE, MINNEAPOLIS, MN (https://www.google.com/maps/place/200%20OAK%20STREET%20SE,MINNEAPOLIS,MN)	Graph	1	\$64,087.00
UNIVERSITY OF MINNESOTA, 200 UNION ST SE, MINNEAPOLIS, MN (https://www.google.com/maps/place/200%20UNION%20ST%20SE,MINNEAPOLIS,MN)	Graph	1	\$103,000.00
UNIVERSITY OF MINNESOTA, 200 UNION STREET SE, MINNEAPOLIS, MN (https://www.google.com/maps/place/200%20UNION%20STREET%20SE,MINNEAPOLIS,MN)	Graph	1	\$48,426.00
UNIVERSITY OF MINNESOTA, 206 CHURCH STREET SE, MINNEAPOLIS, MN (https://www.google.com/maps/place/206%20CHURCH%20STREET%20SE,MINNEAPOLIS,MN)	Graph	1	\$66,664.00
UNIVERSITY OF MINNESOTA, 207 PLEASANT STREET SE, MINNEAPOLIS, MN (https://www.google.com/maps/place/207%20PLEASANT%20STREET%20SE,MINNEAPOLIS,MN)	Graph	1	\$47,796.00
UNIVERSITY OF MINNESOTA, 2231 6TH STREET, MINNEAPOLIS, MN (https://www.google.com/maps/place/2231%206TH%20STREET,MINNEAPOLIS,MN)	Graph	1	\$53,000.00
UNIVERSITY OF MINNESOTA, 2450 RIVERSIDE AVE, MINNEAPOLIS, MN (https://www.google.com/maps/place/2450%20RIVERSIDE%20AVE,MINNEAPOLIS,MN)	Graph	1	\$56,994.00
UNIVERSITY OF MINNESOTA, 271 19TH AVE S, MINNEAPOLIS, MN (https://www.google.com/maps/place/271%2019TH%20AVE%20S,MINNEAPOLIS,MN)	Graph	1	\$72,000.00
UNIVERSITY OF MINNESOTA, 301 19TH AVE S, MINNEAPOLIS, MN (https://www.google.com/maps/place/301%2019TH%20AVE%20S,MINNEAPOLIS,MN)	Graph	1	\$60,000.00
UNIVERSITY OF MINNESOTA, 301 19TH AVE SE, MINNEAPOLIS, MN (https://www.google.com/maps/place/301%2019TH%20AVE%20SE,MINNEAPOLIS,MN)	Graph	1	\$70,000.00
UNIVERSITY OF MINNESOTA, 333 EAST RIVER ROAD, MINNEAPOLIS, MN (https://www.google.com/maps/place/333%20EAST%20RIVER%20ROAD,MINNEAPOLIS,MN)	Graph	1	\$65,000.00
UNIVERSITY OF MINNESOTA, 4-148 MOLECULAR & CELLULAR BIOLOGY, MINNEAPOLIS, MN (https://www.google.com/maps/place/4-148%20MOLECULAR%20%26%20CELLULAR%20BIOLOGY,MINNEAPOLIS,MN)	Graph	1	\$47,476.00
UNIVERSITY OF MINNESOTA, 4-174 KELLER HALL, 200 UNION ST. SE, MINNEAPOLIS, MN (https://www.google.com/maps/place/4-174%20KELLER%20HALL,%20200%20UNION%20ST.%20SE,MINNEAPOLIS,MN)	Graph	1	\$47,476.00
UNIVERSITY OF MINNESOTA, 420 DELAWARE ST SE, MAYO BLDG ROOM D, MINNEAPOLIS, MN (https://www.google.com/maps/place/420%20DELAWARE%20ST%20SE,%20MAYO%20BLDG%20ROOM%20D,MINNEAPOLIS,MN)	Graph	1	\$59,446.00
UNIVERSITY OF MINNESOTA, 425 E RIVER PKWY, MINNEAPOLIS, MN (https://www.google.com/maps/place/425%20E%20RIVER%20PKWY,MINNEAPOLIS,MN)	Graph	1	\$48,000.00
UNIVERSITY OF MINNESOTA, 425 EAST RIVER PARKWAY, MINNEAPOLIS, MN (https://www.google.com/maps/place/425%20EAST%20RIVER%20PARKWAY,MINNEAPOLIS,MN)	Graph	1	\$48,175.00
UNIVERSITY OF MINNESOTA, 430 MCRB, 425 EAST RIVER PARKWAY, MINNEAPOLIS, MN (https://www.google.com/maps/place/430%20MCRB,%20425%20EAST%20RIVER%20PARKWAY,MINNEAPOLIS,MN)	Graph	1	\$52,116.00
UNIVERSITY OF MINNESOTA, 499 WALTER LIBRARY, 117 PLEASANT ST.SE, MINNEAPOLIS, MN (https://www.google.com/maps/place/499%20WALTER%20LIBRARY,%20117%20PLEASANT%20ST.SE,MINNEAPOLIS,MN)	Graph	1	\$56,000.00
UNIVERSITY OF MINNESOTA, 5-245 MOOS TOWER, MINNEAPOLIS, MN (https://www.google.com/maps/place/5-245%20MOOS%20TOWER,MINNEAPOLIS,MN)	Graph	1	\$47,500.00
UNIVERSITY OF MINNESOTA, 505 ESSEX STREET SE, MINNEAPOLIS, MN (https://www.google.com/maps/place/505%20ESSEX%20STREET%20SE,MINNEAPOLIS,MN)	Graph	1	\$59,563.49
UNIVERSITY OF MINNESOTA, 516 DELAWARE ST SE, MINNEAPOLIS, MN (https://www.google.com/maps/place/516%20DELAWARE%20ST%20SE,MINNEAPOLIS,MN)	Graph	1	\$59,966.40
UNIVERSITY OF MINNESOTA, 516 DELAWARE STREET, MINNEAPOLIS, MN (https://www.google.com/maps/place/516%20DELAWARE%20STREET,MINNEAPOLIS,MN)	Graph	1	\$48,000.00
UNIVERSITY OF MINNESOTA, 570 MCRB, 425 E. RIVER PKWY., MINNEAPOLIS, MN (https://www.google.com/maps/place/570%20MCRB,%20425%20E.%20RIVER%20PKWY.,MINNEAPOLIS,MN)	Graph	1	\$47,476.00
UNIVERSITY OF MINNESOTA, 580 RARIG CENTER, 330 21ST AVE.SO., MINNEAPOLIS, MN (https://www.google.com/maps/place/580%20RARIG%20CENTER,%20330%2021ST%20AVE.SO.,MINNEAPOLIS,MN)	Graph	1	\$65,000.00
UNIVERSITY OF MINNESOTA, 6-155 JACKSON HALL, MINNEAPOLIS, MN (https://www.google.com/maps/place/6-155%20JACKSON%20HALL,MINNEAPOLIS,MN)	Graph	1	\$87,703.00
UNIVERSITY OF MINNESOTA, 86 PLEASANT STREET SE, MINNEAPOLIS, MN (https://www.google.com/maps/place/86%20PLEASANT%20STREET%20SE,MINNEAPOLIS,MN)	Graph	1	\$61,499.00
UNIVERSITY OF MINNESOTA, 89 CHURCH STREET SE, MINNEAPOLIS, MN (https://www.google.com/maps/place/89%20CHURCH%20STREET%20SE,MINNEAPOLIS,MN)	Graph	1	\$65,000.00

Employer Name/Worksite Address	Graph	Count	Mean Wage
UNIVERSITY OF MINNESOTA, 9 PLEASANT ST SE, MINNEAPOLIS, MN (https://www.google.com/maps/place/9%20PLEASANT%20ST%20SE,MINNEAPOLIS,MN)	Graph	1	\$63,950.00
UNIVERSITY OF MINNESOTA, 9 PLEASANT STREET SE, MINNEAPOLIS, MN (https://www.google.com/maps/place/9%20PLEASANT%20STREET%20SE,MINNEAPOLIS,MN)	Graph	1	\$42,210.00
UNIVERSITY OF MINNESOTA, 9-102 WDH, 308 HARVARD ST. SE, MINNEAPOLIS, MN (https://www.google.com/maps/place/9-102%20WDH,%20308%20HARVARD%20ST.%20SE,MINNEAPOLIS,MN)	Graph	1	\$47,476.00
UNIVERSITY OF MINNESOTA, BLDG.#180, 2021 6TH ST.SE, MINNEAPOLIS, MN (https://www.google.com/maps/place/BLDG.#180,%202021%206TH%20ST.SE,MINNEAPOLIS,MN)	Graph	1	\$50,000.00
UNIVERSITY OF MINNESOTA, CMRR BLDG.#180, 2021 6TH ST.SE, MINNEAPOLIS, MN (https://www.google.com/maps/place/CMRR%20BLDG.#180,%202021%206TH%20ST.SE,MINNEAPOLIS,MN)	Graph	1	\$47,476.00
UNIVERSITY OF MINNESOTA, DEPARTMENT OF EARTH SCIENCES, MINNEAPOLIS, MN (https://www.google.com/maps/place/DEPARTMENT%20OF%20EARTH%20SCIENCES,MINNEAPOLIS,MN)	Graph	1	\$61,069.00
UNIVERSITY OF MINNESOTA, DEPARTMENT OF MECHANICAL ENGINEERING, MINNEAPOLIS, MN (https://www.google.com/maps/place/DEPARTMENT%20OF%20MECHANICAL%20ENGINEERING,MINNEAPOLIS,MN)	Graph	1	\$49,109.00
UNIVERSITY OF MINNESOTA, DEPT OF DIAGNOSTIC AND BIOLOGICAL SCI, UNIV OF MN, MINNEAPOLIS, MN (https://www.google.com/maps/place/DEPT%20OF%20DIAGNOSTIC%20AND%20BIOLOGICAL%20SCI,%20UNIV%20OF%20MN,MINNEAPOLIS,MN)	Graph	1	\$104,089.00
UNIVERSITY OF MINNESOTA, E201 REGIS CENTER FOR ART, MINNEAPOLIS, MN (https://www.google.com/maps/place/E201%20REGIS%20CENTER%20FOR%20ART,MINNEAPOLIS,MN)	Graph	1	\$47,476.00
UNIVERSITY OF MINNESOTA, JACKSON HALL, 321 CHURCH ST.SE, MINNEAPOLIS, MN (https://www.google.com/maps/place/JACKSON%20HALL,%20321%20CHURCH%20ST.SE,MINNEAPOLIS,MN)	Graph	1	\$70,000.00
UNIVERSITY OF MINNESOTA, MAGUIRE RESEARCH FACILITY, MINNEAPOLIS, MN (https://www.google.com/maps/place/MAGUIRE%20RESEARCH%20FACILITY,MINNEAPOLIS,MN)	Graph	1	\$47,476.00
UNIVERSITY OF MINNESOTA, NILS HASSELMO HALL, 312 CHURCH ST.SE, MINNEAPOLIS, MN (https://www.google.com/maps/place/NILS%20HASSELMO%20HALL,%20312%20CHURCH%20ST.SE,MINNEAPOLIS,MN)	Graph	1	\$54,371.00
UNIVERSITY OF MINNESOTA, SCHOOL OF JOURNALISM & MASS COMMUNICATIONS, MINNEAPOLIS, MN (https://www.google.com/maps/place/SCHOOL%20OF%20JOURNALISM%20%26%20MASS%20COMMUNICATIONS,MINNEAPOLIS,MN)	Graph	1	\$37,310.00
UNIVERSITY OF MINNESOTA, 127 VINCENT HALL, MINNEAPOLIS, MN (https://www.google.com/maps/place/127%20VINCENT%20HALL,MINNEAPOLIS,MN)	Graph	2	\$92,500.00
UNIVERSITY OF MINNESOTA, 312 CHURCH ST SE, MINNEAPOLIS, MN (https://www.google.com/maps/place/312%20CHURCH%20ST%20SE,MINNEAPOLIS,MN)	Graph	2	\$53,366.00
UNIVERSITY OF MINNESOTA, 321 19TH AVE SOUTH, MINNEAPOLIS, MN (https://www.google.com/maps/place/321%2019TH%20AVE%20SOUTH,MINNEAPOLIS,MN)	Graph	2	\$157,170.00
UNIVERSITY OF MINNESOTA, 321 CHURCH ST SE, MINNEAPOLIS, MN (https://www.google.com/maps/place/321%20CHURCH%20ST%20SE,MINNEAPOLIS,MN)	Graph	2	\$70,500.00
UNIVERSITY OF MINNESOTA, 420 DELAWARE STREET SE, MINNEAPOLIS, MN (https://www.google.com/maps/place/420%20DELAWARE%20STREET%20SE,MINNEAPOLIS,MN)	Graph	2	\$56,747.00
UNIVERSITY OF MINNESOTA, 312 CHURCH STREET SE, MINNEAPOLIS, MN (https://www.google.com/maps/place/312%20CHURCH%20STREET%20SE,MINNEAPOLIS,MN)	Graph	3	\$68,843.33
UNIVERSITY OF MINNESOTA, 420 DELAWARE ST SE, MINNEAPOLIS, MN (https://www.google.com/maps/place/420%20DELAWARE%20ST%20SE,MINNEAPOLIS,MN)	Graph	4	\$56,813.00
UNIVERSITY OF MINNESOTA, 421 WASHINGTON AVE SE, MINNEAPOLIS, MN (https://www.google.com/maps/place/421%20WASHINGTON%20AVE%20SE,MINNEAPOLIS,MN)	Graph	4	\$47,363.00
UNIVERSITY OF MINNESOTA, 111 CHURCH STREET SE, MINNEAPOLIS, MN (https://www.google.com/maps/place/111%20CHURCH%20STREET%20SE,MINNEAPOLIS,MN)	Graph	5	\$49,864.00
UNIVERSITY OF MINNESOTA, 2231 6TH STREET SE, MINNEAPOLIS, MN (https://www.google.com/maps/place/2231%206TH%20STREET%20SE,MINNEAPOLIS,MN)	Graph	7	\$53,710.29
Totals	Graph	86	\$62,278.58

Latitude: 44.973605 Longitude: -93.227695

Employer Name/Employer Address	Graph	Count	Mean Wage	Median Wage	Lowest Wage	Highest Wage
UNIVERSITY OF MINNESOTA PHYSICIANS, 720 WASHINGTON AVE SE, MINNEAPOLIS, MN (https://www.google.com/maps/place/720%20WASHINGTON%20AVE%20SE,MINNEAPOLIS,MN)	Graph	1	\$166,000.00	\$166,000.00	\$166,000.00	\$166,000.00
UNIVERSITY OF MINNESOTA PHYSICIANS, 720 WASHINGTON AVENUE S.E., MINNEAPOLIS, MN (https://www.google.com/maps/place/720%20WASHINGTON%20AVENUE%20S.E.,MINNEAPOLIS,MN)	Graph	1	\$226,152.00	\$226,152.00	\$226,152.00	\$226,152.00

Employer Name/Employer Address	Graph	Count	Mean Wage	Median Wage	Lowest Wage	Highest Wage
UNIVERSITY OF MINNESOTA PHYSICIANS, 720 WASHINGTON AVENUE, S.E., MINNEAPOLIS, MN (https://www.google.com/maps/place/720%20WASHINGTON%20AVENUE,%20S.E.,MINNEAPOLIS,MN)	Graph	1	\$168,000.00	\$168,000.00	\$168,000.00	\$168,000.00
UNIVERSITY OF MINNESOTA PHYSICIANS, 720 WASHINGTON AVENUE SE, MINNEAPOLIS, MN (https://www.google.com/maps/place/720%20WASHINGTON%20AVENUE%20SE,MINNEAPOLIS,MN)	Graph	5	\$175,338.56	\$190,320.00	\$80,000.00	\$271,980.80
Totals	Graph	8	\$179,605.60	\$168,000.00	\$80,000.00	\$271,980.80

Employer Name/Worksite Address	Graph	Count	Mean Wage	Median Wage	Lowest Wage	Highest Wage
UNIVERSITY OF MINNESOTA PHYSICIANS, 720 WASHINGTON AVENUE SE, MINNEAPOLIS, MN (https://www.google.com/maps/place/720%20WASHINGTON%20AVENUE%20SE,MINNEAPOLIS,MN)	Graph	1	\$80,000.00	\$80,000.00	\$80,000.00	\$80,000.00
Totals	Graph	1	\$80,000.00	\$80,000.00	\$80,000.00	\$80,000.00

Latitude: 44.973617 Longitude: -93.271389

Employer Name/Employer Address	Graph	Count	Mean Wage	Median Wage	Lowest Wage	Highest Wage
ELIRE INC., 920 2ND AVE SOUTH, SUITE 750, MINNEAPOLIS, MN (https://www.google.com/maps/place/920%202ND%20AVE%20SOUTH,%20SUITE%20750,MINNEAPOLIS,MN)	Graph	1	\$50,000.00	\$50,000.00	\$50,000.00	\$50,000.00
Totals	Graph	1	\$50,000.00	\$50,000.00	\$50,000.00	\$50,000.00

Employer Name/Worksite Address	Graph	Count	Mean Wage	Median Wage	Lowest Wage	Highest Wage
ELIRE INC., 920 2ND AVE SOUTH, SUITE 750, MINNEAPOLIS, MN (https://www.google.com/maps/place/920%202ND%20AVE%20SOUTH,%20SUITE%20750,MINNEAPOLIS,MN)	Graph	1	\$50,000.00	\$50,000.00	\$50,000.00	\$50,000.00
GLOBALLOGIC,INC., 920 2ND AVE S # 110, MINNEAPOLIS, MN (https://www.google.com/maps/place/920%202ND%20AVE%20S%20#%20110,MINNEAPOLIS,MN)	Graph	1	\$78,707.00	\$78,707.00	\$78,707.00	\$78,707.00
PROFICIENT BUSINESS SYSTEMS, INC., 920 SECOND AVENUE SOUTH, MINNEAPOLIS, MN (https://www.google.com/maps/place/920%20SECOND%20AVENUE%20SOUTH,MINNEAPOLIS,MN)	Graph	1	\$78,957.00	\$78,957.00	\$78,957.00	\$78,957.00
V-SOFT CONSULTING GROUP, INC, 920 2ND AVE S, MINNEAPOLIS, MN (https://www.google.com/maps/place/920%202ND%20AVE%20S,MINNEAPOLIS,MN)	Graph	1	\$85,000.00	\$85,000.00	\$85,000.00	\$85,000.00
Totals	Graph	4	\$73,166.00	\$78,707.00	\$50,000.00	\$85,000.00

Latitude: 44.973669 Longitude: -93.271345

Employer Name/Employer Address	Graph	Count	Mean Wage	Median Wage	Lowest Wage	Highest Wage
INTERTECH SYSTEMS, LLC, 900 SECOND AVENUE SOUTH, MINNEAPOLIS, MN (https://www.google.com/maps/place/900%20SECOND%20AVENUE%20SOUTH,MINNEAPOLIS,MN)	Graph	1	\$100,000.00	\$100,000.00	\$100,000.00	\$100,000.00
THE LACEK GROUP, 900 SECOND AVENUE SOUTH, MINNEAPOLIS, MN (https://www.google.com/maps/place/900%20SECOND%20AVENUE%20SOUTH,MINNEAPOLIS,MN)	Graph	2	\$78,125.00	\$55,000.00	\$55,000.00	\$101,250.00
Totals	Graph	3	\$85,416.67	\$100,000.00	\$55,000.00	\$101,250.00

Employer Name/Worksite Address	Graph	Count	Mean Wage	Median Wage	Lowest Wage
INNOCORE SOLUTIONS, INC, 900 2ND AVE S, #495, MINNEAPOLIS, MN (https://www.google.com/maps/place/900%202ND%20AVE%20S,%20#495,MINNEAPOLIS,MN)	Graph	1	\$85,000.00	\$85,000.00	\$85,000.00
THE LACEK GROUP, 900 2ND AVENUE SOUTH, MINNEAPOLIS, MN (https://www.google.com/maps/place/900%202ND%20AVENUE%20SOUTH,MINNEAPOLIS,MN)	Graph	1	\$101,250.00	\$101,250.00	\$101,250.00
ORACLE AMERICA, INC, 900 SECOND AVENUE SOUTH, SUITE 900, MINNEAPOLIS, MN (https://www.google.com/maps/place/900%20SECOND%20AVENUE%20SOUTH,%20SUITE%20900,MINNEAPOLIS,MN)	Graph	60	\$102,521.50	\$101,790.00	\$83,195.00
INTERTECH SYSTEMS, LLC, 900 SECOND AVENUE SOUTH, MINNEAPOLIS, MN (https://www.google.com/maps/place/900%20SECOND%20AVENUE%20SOUTH,MINNEAPOLIS,MN)	Graph	63	\$103,526.83	\$104,291.00	\$55,000.00
Totals	Graph	125	\$102,877.84	\$104,291.00	\$55,000.00

Latitude: 44.973704 Longitude: -93.276887

Employer Name/Worksite Address	Graph	Count	Mean Wage	Median Wage	Lowest Wage	Highest Wage
STRATEGIC RESOURCES INTERNATIONAL, INC., 50 SOUTH 10TH STREET SUITE 400, MINNEAPOLIS, MN (https://www.google.com/maps/place/50%20SOUTH%2010TH%20STREET%20SUITE%20400,MINNEAPOLIS,MN)	Graph	1	\$60,000.00	\$60,000.00	\$60,000.00	\$60,000.00
TARGET ENTERPRISE, INC., 50 SOUTH TENTH STREET, MINNEAPOLIS, MN (https://www.google.com/maps/place/50%20SOUTH%20TENTH%20STREET,MINNEAPOLIS,MN)	Graph	1	\$109,013.00	\$109,013.00	\$109,013.00	\$109,013.00
TARGET ENTERPRISE, INC., 50 SOUTH 10TH ST, MINNEAPOLIS, MN (https://www.google.com/maps/place/50%20SOUTH%2010TH%20ST,MINNEAPOLIS,MN)	Graph	13	\$94,072.85	\$92,893.00	\$62,500.00	\$104,291.00
TARGET ENTERPRISE, INC., 50 SOUTH 10TH STREET, MINNEAPOLIS, MN (https://www.google.com/maps/place/50%20SOUTH%2010TH%20STREET,MINNEAPOLIS,MN)	Graph	33	\$102,144.36	\$104,291.00	\$60,700.00	\$104,291.00
Totals	Graph	48	\$99,223.42	\$104,291.00	\$60,000.00	\$104,291.00

Latitude: 44.973712 Longitude: -93.273023

Employer Name/Worksite Address	Graph	Count	Mean Wage	Median Wage	Lowest Wage	Highest Wage
TATA CONSULTANCY SERVICES LIMITED, 50 S 10TH ST, MINNEAPOLIS, MN (https://www.google.com/maps/place/50%20S%2010TH%20ST,MINNEAPOLIS,MN)	Graph	1	\$68,557.00	\$68,557.00	\$68,557.00	\$68,557.00
Totals	Graph	1	\$68,557.00	\$68,557.00	\$68,557.00	\$68,557.00

Latitude: 44.973745 Longitude: -93.270941

Employer Name/Worksite Address	Graph	Count	Mean Wage	Median Wage	Lowest Wage	Highest Wage
NIC INFO TEK INC, 222 S 9TH ST, MINNEAPOLIS, MN (https://www.google.com/maps/place/222%20S%209TH%20ST,MINNEAPOLIS,MN)	Graph	1	\$64,501.00	\$64,501.00	\$64,501.00	\$64,501.00
Totals	Graph	1	\$64,501.00	\$64,501.00	\$64,501.00	\$64,501.00

Latitude: 44.973835 Longitude: -93.271248

Employer Name/Worksite Address	Graph	Count	Mean Wage	Median Wage	Lowest Wage	Highest Wage
INDUS VALLEY PARTNERS CORP, 901 S MARQUETTE AVENUE, #3300, MINNEAPOLIS, MN (https://www.google.com/maps/place/901%20S%20MARQUETTE%20AVENUE,%20#3300,MINNEAPOLIS,MN)	Graph	1	\$136,552.00	\$136,552.00	\$136,552.00	\$136,552.00
M. ARTHUR GENSLE JR. & ASSOCIATES, INC., 81 SOUTH NINTH STREET,, MINNEAPOLIS, MN (https://www.google.com/maps/place/81%20SOUTH%20NINTH%20STREET,,MINNEAPOLIS,MN)	Graph	1	\$51,500.00	\$51,500.00	\$51,500.00	\$51,500.00
QUADGEN WIRELESS SOLUTIONS, INC., 901 MARQUETTE AVENUE, MINNEAPOLIS, MN (https://www.google.com/maps/place/901%20MARQUETTE%20AVENUE,MINNEAPOLIS,MN)	Graph	1	\$81,000.00	\$81,000.00	\$81,000.00	\$81,000.00
TECH MAHINDRA (AMERICAS),INC., 901 S MARQUETTE AVE, MINNEAPOLIS, MN (https://www.google.com/maps/place/901%20S%20MARQUETTE%20AVE,MINNEAPOLIS,MN)	Graph	1	\$68,557.00	\$68,557.00	\$68,557.00	\$68,557.00
Totals	Graph	4	\$84,402.25	\$68,557.00	\$51,500.00	\$136,552.00

Latitude: 44.973859 Longitude: -93.27487

Employer Name/Employer Address	Graph	Count	Mean Wage	Median Wage	Lowest Wage	Highest Wage
TARGET CORPORATION, 1000 NICOLLET MALL, MINNEAPOLIS, MN (https://www.google.com/maps/place/1000%20NICOLLET%20MALL,MINNEAPOLIS,MN)	Graph	1	\$92,893.00	\$92,893.00	\$92,893.00	\$92,893.00
TARGET GENERAL MERCHANDISE, 1000 NICOLLET MALL, MINNEAPOLIS, MN (https://www.google.com/maps/place/1000%20NICOLLET%20MALL,MINNEAPOLIS,MN)	Graph	1	\$78,500.00	\$78,500.00	\$78,500.00	\$78,500.00
TARGET GENERAL MERCHANDISE, INC., 1000 NICOLLET MALL, MINNEAPOLIS, MN (https://www.google.com/maps/place/1000%20NICOLLET%20MALL,MINNEAPOLIS,MN)	Graph	1	\$115,500.00	\$115,500.00	\$115,500.00	\$115,500.00
TARGET ENTERPRISE, INC., 1000 NICOLLET MALL, MINNEAPOLIS, MN (https://www.google.com/maps/place/1000%20NICOLLET%20MALL,MINNEAPOLIS,MN)	Graph	128	\$99,840.45	\$93,621.00	\$71,900.00	\$300,000.00
Totals	Graph	131	\$99,744.05	\$93,621.00	\$71,900.00	\$300,000.00

Employer Name/Worksite Address	Graph	Count	Mean Wage	Median Wage	Lowest Wage	Highest Wage
TARGET ENTERPRISE, INC., 1000 NICOLLET AVENUE, MINNEAPOLIS, MN (https://www.google.com/maps/place/1000%20NICOLLET%20AVENUE,MINNEAPOLIS,MN)	Graph	1	\$108,264.00	\$108,264.00	\$108,264.00	\$108,264.00
TATA CONSULTANCY SERVICES LIMITED, 1000 NICOLLET MALL, MINNEAPOLIS, MN (https://www.google.com/maps/place/1000%20NICOLLET%20MALL,MINNEAPOLIS,MN)	Graph	24	\$84,866.68	\$71,900.00	\$60,000.00	\$150,000.00
Totals	Graph	25	\$85,802.58	\$78,707.00	\$60,000.00	\$150,000.00

Latitude: 44.973958 Longitude: -93.352217

Employer Name/Worksite Address	Graph	Count	Mean Wage	Median Wage	Lowest Wage	Highest Wage
HDR ENGINEERING, INC., 701 XENIA AVENUE, MINNEAPOLIS, MN (https://www.google.com/maps/place/701%20XENIA%20AVENUE,MINNEAPOLIS,MN)	Graph	2	\$59,696.00	\$59,696.00	\$59,696.00	\$59,696.00
Totals	Graph	2	\$59,696.00	\$59,696.00	\$59,696.00	\$59,696.00

Latitude: 44.973972 Longitude: -93.352085

Employer Name/Employer Address	Graph	Count	Mean Wage	Median Wage	Lowest Wage	Highest Wage
WSB & ASSOCIATES, INC., 701 XENIA AVENUE SOUTH, MINNEAPOLIS, MN (https://www.google.com/maps/place/701%20XENIA%20AVENUE%20SOUTH,MINNEAPOLIS,MN)	Graph	6	\$73,268.00	\$78,416.00	\$53,456.00	\$95,680.00
Totals	Graph	6	\$73,268.00	\$78,416.00	\$53,456.00	\$95,680.00

Employer Name/Worksite Address	Graph	Count	Mean Wage	Median Wage	Lowest Wage	Highest Wage
WSB & ASSOCIATES, INC., 701 XENIA AVENUE SOUTH, SUITE 300, MINNEAPOLIS, MN (https://www.google.com/maps/place/701%20XENIA%20AVENUE%20SOUTH,%20SUITE%20300,MINNEAPOLIS,MN)	Graph	2	\$75,140.00	\$54,600.00	\$54,600.00	\$95,680.00
WSB & ASSOCIATES, INC., 701 XENIA AVENUE SOUTH, MINNEAPOLIS, MN (https://www.google.com/maps/place/701%20XENIA%20AVENUE%20SOUTH,MINNEAPOLIS,MN)	Graph	5	\$74,846.72	\$78,416.00	\$53,456.00	\$84,866.68
Totals	Graph	7	\$74,930.51	\$78,416.00	\$53,456.00	\$95,680.00

Latitude: 44.974147 Longitude: -93.247181

Employer Name/Worksite Address	Graph	Count	Mean Wage	Median Wage	Lowest Wage	Highest Wage
UNIVERSITY OF MINNESOTA, 1300 S 2ND STREET, MINNEAPOLIS, MN (https://www.google.com/maps/place/1300%20S%202ND%20STREET,MINNEAPOLIS,MN)	Graph	1	\$51,001.00	\$51,001.00	\$51,001.00	\$51,001.00
Totals	Graph	1	\$51,001.00	\$51,001.00	\$51,001.00	\$51,001.00

Latitude: 44.974239 Longitude: -93.272703

Employer Name/Worksite Address	Graph	Count	Mean Wage	Median Wage	Lowest Wage	Highest Wage
IBM INDIA PRIVATE LIMITED, 901 MARQUETTE AVE, MINNEAPOLIS, MN (https://www.google.com/maps/place/901%20MARQUETTE%20AVE,MINNEAPOLIS,MN)	Graph	1	\$68,557.00	\$68,557.00	\$68,557.00	\$68,557.00
U.S. BANK NATIONAL ASSOCIATION, 901 MARQUETTE AVENUE, MINNEAPOLIS, MN (https://www.google.com/maps/place/901%20MARQUETTE%20AVENUE,MINNEAPOLIS,MN)	Graph	3	\$89,123.67	\$86,549.00	\$82,663.00	\$98,159.00
Totals	Graph	4	\$83,982.00	\$82,663.00	\$68,557.00	\$98,159.00

Latitude: 44.974312 Longitude: -93.266088

Employer Name/Worksite Address	Graph	Count	Mean Wage	Median Wage	Lowest Wage	Highest Wage
--------------------------------	-------	-------	-----------	-------------	-------------	--------------

Employer Name/Worksite Address	Graph	Count	Mean Wage	Median Wage	Lowest Wage	Highest Wage
YZENX INC., 625 FOURTH AVENUE, MINNEAPOLIS, MN (https://www.google.com/maps/place/625%20FOURTH%20AVENUE,MINNEAPOLIS,MN)	Graph	1	\$64,501.00	\$64,501.00	\$64,501.00	\$64,501.00
Totals	Graph	1	\$64,501.00	\$64,501.00	\$64,501.00	\$64,501.00

Latitude: 44.974415 Longitude: -93.275621

Employer Name/Worksite Address	Graph	Count	Mean Wage	Median Wage	Lowest Wage	Highest Wage
TATA CONSULTANCY SERVICES LIMITED, 50 S 10TH STREET, MINNEAPOLIS, MN (https://www.google.com/maps/place/50%20S%2010TH%20STREET,MINNEAPOLIS,MN)	Graph	2	\$61,600.00	\$60,700.00	\$60,700.00	\$62,500.00
TATA CONSULTANCY SERVICES LIMITED, 50 S. 10TH ST., MINNEAPOLIS, MN (https://www.google.com/maps/place/50%20S.%2010TH%20ST.,MINNEAPOLIS,MN)	Graph	2	\$64,628.50	\$60,700.00	\$60,700.00	\$68,557.00
TATA CONSULTANCY SERVICES LIMITED, 50 S. 10TH STREET, MINNEAPOLIS, MN (https://www.google.com/maps/place/50%20S.%2010TH%20STREET,MINNEAPOLIS,MN)	Graph	5	\$84,084.20	\$73,715.00	\$60,700.00	\$117,042.00
Totals	Graph	9	\$74,764.22	\$62,500.00	\$60,700.00	\$117,042.00

Latitude: 44.974643 Longitude: -93.270515

Employer Name/Worksite Address	Graph	Count	Mean Wage	Median Wage	Lowest Wage	Highest Wage
CONSULTING PROFESSIONALS, LLC, 707 SECOND AVE SOUTH, MINNEAPOLIS, MN (https://www.google.com/maps/place/707%20SECOND%20AVE%20SOUTH,MINNEAPOLIS,MN)	Graph	1	\$65,666.00	\$65,666.00	\$65,666.00	\$65,666.00
TATA CONSULTANCY SERVICES LIMITED, 707 SECOND AVE S, MINNEAPOLIS, MN (https://www.google.com/maps/place/707%20SECOND%20AVE%20S,MINNEAPOLIS,MN)	Graph	1	\$60,700.00	\$60,700.00	\$60,700.00	\$60,700.00
LANCESOFT INC., 707 SECOND AVENUE SOUTH, MINNEAPOLIS, MN (https://www.google.com/maps/place/707%20SECOND%20AVENUE%20SOUTH,MINNEAPOLIS,MN)	Graph	2	\$79,100.00	\$75,000.00	\$75,000.00	\$83,200.00
Totals	Graph	4	\$71,141.50	\$65,666.00	\$60,700.00	\$83,200.00

Latitude: 44.974783 Longitude: -93.251557

Employer Name/Worksite Address	Graph	Count	Mean Wage	Median Wage	Lowest Wage	Highest Wage
VELOCITY TECHNOLOGY SOLUTIONS, INC., 1200 WASHINGTON AVE S., MINNEAPOLIS, MN (https://www.google.com/maps/place/1200%20WASHINGTON%20AVE%20S.,MINNEAPOLIS,MN)	Graph	1	\$95,378.00	\$95,378.00	\$95,378.00	\$95,378.00
Totals	Graph	1	\$95,378.00	\$95,378.00	\$95,378.00	\$95,378.00

Latitude: 44.9748 Longitude: -93.257647

Employer Name/Worksite Address	Graph	Count	Mean Wage	Median Wage	Lowest Wage	Hig W
DIVERSANT LLC, 600 S. MINNEAPOLIS, MINNEAPOLIS, MN (https://www.google.com/maps/place/600%20S.%20MINNEAPOLIS,MINNEAPOLIS,MN)	Graph	1	\$64,521.60	\$64,521.60	\$64,521.60	\$64,521.60
ERNST & YOUNG U.S. LLP, 550 SOUTH 4TH ST, BUILDING 68, MINNEAPOLIS, MN (https://www.google.com/maps/place/550%20SOUTH%204TH%20ST,%20BUILDING%2068,MINNEAPOLIS,MN)	Graph	1	\$91,000.00	\$91,000.00	\$91,000.00	\$91,000.00
RANDSTAD TECHNOLOGIES, LLC, 550 S 4TH STREET, MINNEAPOLIS, MN (https://www.google.com/maps/place/550%20S%204TH%20STREET,MINNEAPOLIS,MN)	Graph	1	\$95,000.00	\$95,000.00	\$95,000.00	\$95,000.00
SYNOPSIS INC, 600 S 4TH ST FLOOR 09, MINNEAPOLIS, MN (https://www.google.com/maps/place/600%20S%204TH%20ST%20FLOOR%2009,MINNEAPOLIS,MN)	Graph	2	\$78,624.00	\$78,624.00	\$78,624.00	\$78,624.00
THE VALSPAR CORPORATION, 312 SOUTH 11TH AVENUE, MINNEAPOLIS, MN (https://www.google.com/maps/place/312%20SOUTH%2011TH%20AVENUE,MINNEAPOLIS,MN)	Graph	2	\$87,416.00	\$83,832.00	\$83,832.00	\$91,000.00
TECHOPS INC, 550 SOUTH 4TH STREET, MINNEAPOLIS, MN (https://www.google.com/maps/place/550%20SOUTH%204TH%20STREET,MINNEAPOLIS,MN)	Graph	3	\$78,915.27	\$78,624.00	\$64,501.00	\$93,000.00
HENNEPIN HEALTHCARE SYSTEM, INC., 701 PARK AVENUE SOUTH, MINNEAPOLIS, MN (https://www.google.com/maps/place/701%20PARK%20AVENUE%20SOUTH,MINNEAPOLIS,MN)	Graph	5	\$203,152.60	\$252,283.00	\$100,000.00	\$280,000.00

Employer Name/Worksite Address	Graph	Count	Mean Wage	Median Wage	Lowest Wage	Highest Wage
DELOITTE CONSULTING LLP, 550 SOUTH 4 STREET, MINNEAPOLIS, MN (https://www.google.com/maps/place/550%20SOUTH%20STREET,MINNEAPOLIS,MN)	Graph	15	\$70,000.00	\$70,000.00	\$70,000.00	\$70,000.00
Totals	Graph	30	\$96,170.35	\$70,000.00	\$64,501.00	\$280,000.00

Latitude: 44.974855 Longitude: -93.233933

Employer Name/Worksite Address	Graph	Count	Mean Wage	Median Wage	Lowest Wage	Highest Wage
UNIVERSITY OF MINNESOTA, 224 CHURCH STREET S.E., MINNEAPOLIS, MN (https://www.google.com/maps/place/224%20CHURCH%20STREET%20S.E.,MINNEAPOLIS,MN)	Graph	1	\$97,000.00	\$97,000.00	\$97,000.00	\$97,000.00
Totals	Graph	1	\$97,000.00	\$97,000.00	\$97,000.00	\$97,000.00

Latitude: 44.975033 Longitude: -93.231761

Employer Name/Worksite Address	Graph	Count	Mean Wage	Median Wage	Lowest Wage	Highest Wage
UNIVERSITY OF MINNESOTA, 115 UNION STREET SE, MINNEAPOLIS, MN (https://www.google.com/maps/place/115%20UNION%20STREET%20SE,MINNEAPOLIS,MN)	Graph	1	\$48,000.00	\$48,000.00	\$48,000.00	\$48,000.00
Totals	Graph	1	\$48,000.00	\$48,000.00	\$48,000.00	\$48,000.00

Latitude: 44.975119 Longitude: -93.271779

Employer Name/Worksite Address	Graph	Count	Mean Wage	Median Wage	Lowest Wage	Highest Wage
AMEC FOSTER WHEELER ENVIRONMENT & INFRASTRUCTURE, INC., 800 MARQUETTE AVENUE, MINNEAPOLIS, MN (https://www.google.com/maps/place/800%20MARQUETTE%20AVENUE,MINNEAPOLIS,MN)	Graph	2	\$91,000.00	\$82,000.00	\$82,000.00	\$100,000.00
Totals	Graph	2	\$91,000.00	\$82,000.00	\$82,000.00	\$100,000.00

Latitude: 44.975163 Longitude: -93.271525

Employer Name/Worksite Address	Graph	Count	Mean Wage	Median Wage	Lowest Wage	Highest Wage
INTERNATIONAL TECHNOLOGIES PRO, LLC, 80 S 8TH ST, MINNEAPOLIS, MN (https://www.google.com/maps/place/80%20S%208TH%20ST,MINNEAPOLIS,MN)	Graph	1	\$63,000.00	\$63,000.00	\$63,000.00	\$63,000.00
SLALOM, LLC, 80 S 8TH STREET, MINNEAPOLIS, MN (https://www.google.com/maps/place/80%20S%208TH%20STREET,MINNEAPOLIS,MN)	Graph	1	\$105,000.00	\$105,000.00	\$105,000.00	\$105,000.00
Totals	Graph	2	\$84,000.00	\$63,000.00	\$63,000.00	\$105,000.00

Latitude: 44.975263 Longitude: -93.266119

Employer Name/Worksite Address	Graph	Count	Mean Wage	Median Wage	Lowest Wage	Highest Wage
THRIVENT FINANCIAL FOR LUTHERANS, 625 FOURTH AVE. S, MINNEAPOLIS, MN (https://www.google.com/maps/place/625%20FOURTH%20AVE.%20S,MINNEAPOLIS,MN)	Graph	3	\$83,372.45	\$67,558.68	\$67,558.68	\$115,000.00
Totals	Graph	3	\$83,372.45	\$67,558.68	\$67,558.68	\$115,000.00

Employer Name/Worksite Address	Graph	Count	Mean Wage	Median Wage	Lowest Wage	Highest Wage
ADVANTAGE IT INC, 625 FOURTH AVE SOUTH, MINNEAPOLIS, MN (https://www.google.com/maps/place/625%20FOURTH%20AVE%20SOUTH,MINNEAPOLIS,MN)	Graph	1	\$56,284.80	\$56,284.80	\$56,284.80	\$56,284.80
HCL GLOBAL SYSTEMS INC, 625 SOUTH 4TH AVENUE, MINNEAPOLIS, MN (https://www.google.com/maps/place/625%20SOUTH%204TH%20AVENUE,MINNEAPOLIS,MN)	Graph	1	\$91,020.80	\$91,020.80	\$91,020.80	\$91,020.80

Employer Name/Worksite Address	Graph	Count	Mean Wage	Median Wage	Lowest Wage	Highest Wage
SUPRASOFT, INC., 625 FOURTH AVE. S., MINNEAPOLIS, MN (https://www.google.com/maps/place/625%20FOURTH%20AVE.%20S.,MINNEAPOLIS,MN)	Graph	1	\$78,624.00	\$78,624.00	\$78,624.00	\$78,624.00
VIRGO INC, 625 4TH AVE S., MINNEAPOLIS, MN (https://www.google.com/maps/place/625%204TH%20AVE%20S.,MINNEAPOLIS,MN)	Graph	1	\$65,000.00	\$65,000.00	\$65,000.00	\$65,000.00
THRIVENT FINANCIAL FOR LUTHERANS, 625 FOURTH AVE S, MINNEAPOLIS, MN (https://www.google.com/maps/place/625%20FOURTH%20AVE%20S.,MINNEAPOLIS,MN)	Graph	3	\$83,372.45	\$67,558.68	\$67,558.68	\$115,000.00
TECHLAND INC, 625 4TH AVENUE S, MINNEAPOLIS, MN (https://www.google.com/maps/place/625%204TH%20AVENUE%20S.,MINNEAPOLIS,MN)	Graph	835	\$76,649.79	\$77,771.00	\$60,000.00	\$109,013.00
Totals	Graph	842	\$76,655.13	\$77,771.00	\$56,284.80	\$115,000.00

Latitude: 44.975295 Longitude: -93.24996

Employer Name/Worksite Address	Graph	Count	Mean Wage	Median Wage	Lowest Wage	Highest Wage
ERP ANALYSTS, INC., 1300 S. 2ND ST., MINNEAPOLIS, MN (https://www.google.com/maps/place/1300%20S.%202ND%20ST.,MINNEAPOLIS,MN)	Graph	1	\$62,982.00	\$62,982.00	\$62,982.00	\$62,982.00
Totals	Graph	1	\$62,982.00	\$62,982.00	\$62,982.00	\$62,982.00

Latitude: 44.975423 Longitude: -93.272249

Employer Name/Employer Address	Graph	Count	Mean Wage	Median Wage	Lowest Wage	Highest Wage
BRIGGS AND MORGAN, P.A., 80 SOUTH EIGHTH STREET, MINNEAPOLIS, MN (https://www.google.com/maps/place/80%20SOUTH%20EIGHTH%20STREET,MINNEAPOLIS,MN)	Graph	1	\$68,578.00	\$68,578.00	\$68,578.00	\$68,578.00
LAZARD MIDDLE MARKET LLC, 80 SOUTH EIGHTH STREET, MINNEAPOLIS, MN (https://www.google.com/maps/place/80%20SOUTH%20EIGHTH%20STREET,MINNEAPOLIS,MN)	Graph	1	\$85,000.00	\$85,000.00	\$85,000.00	\$85,000.00
Totals	Graph	2	\$76,789.00	\$68,578.00	\$68,578.00	\$85,000.00

Employer Name/Worksite Address	Graph	Count	Mean Wage	Median Wage	Lowest Wage	Highest Wage
ITEN CONSULTING, INC., 80 S. EIGHTH STREET, MINNEAPOLIS, MN (https://www.google.com/maps/place/80%20S.%20EIGHTH%20STREET,MINNEAPOLIS,MN)	Graph	1	\$68,000.00	\$68,000.00	\$68,000.00	\$68,000.00
PERKINS + WILL, INC., 80 SOUTH 8TH STREET, SUITE 300, MINNEAPOLIS, MN (https://www.google.com/maps/place/80%20SOUTH%208TH%20STREET,%20SUITE%20300,MINNEAPOLIS,MN)	Graph	1	\$50,000.00	\$50,000.00	\$50,000.00	\$50,000.00
SLALOM, LLC, 80 SOUTH 8TH STREET, SUITE 3906, MINNEAPOLIS, MN (https://www.google.com/maps/place/80%20SOUTH%208TH%20STREET,%20SUITE%203906,MINNEAPOLIS,MN)	Graph	1	\$64,522.00	\$64,522.00	\$64,522.00	\$64,522.00
BRIGGS AND MORGAN, P.A., 80 SOUTH EIGHTH STREET, MINNEAPOLIS, MN (https://www.google.com/maps/place/80%20SOUTH%20EIGHTH%20STREET,MINNEAPOLIS,MN)	Graph	2	\$76,789.00	\$68,578.00	\$68,578.00	\$85,000.00
Totals	Graph	5	\$67,220.00	\$68,000.00	\$50,000.00	\$85,000.00

Latitude: 44.975439 Longitude: -93.266142

Employer Name/Worksite Address	Graph	Count	Mean Wage	Median Wage	Lowest Wage	Highest Wage
ETEK IT SERVICES, INC., 600 SOUTH 4TH ST, MINNEAPOLIS, MN (https://www.google.com/maps/place/600%20SOUTH%204TH%20ST,MINNEAPOLIS,MN)	Graph	1	\$68,557.00	\$68,557.00	\$68,557.00	\$68,557.00
IPSS CORP., 600 SOUTH 4TH ST., MINNEAPOLIS, MN (https://www.google.com/maps/place/600%20SOUTH%204TH%20ST.,MINNEAPOLIS,MN)	Graph	1	\$80,000.00	\$80,000.00	\$80,000.00	\$80,000.00
MICROINFO INC, 600 SOUTH 4TH STREET,FLOOR 8, MINNEAPOLIS, MN (https://www.google.com/maps/place/600%20SOUTH%204TH%20STREET,FLOOR%208,MINNEAPOLIS,MN)	Graph	1	\$63,000.00	\$63,000.00	\$63,000.00	\$63,000.00
V-SOFT CONSULTING GROUP, INC, 600 SOUTH 4TH STREET, MINNEAPOLIS, MN (https://www.google.com/maps/place/600%20SOUTH%204TH%20STREET,MINNEAPOLIS,MN)	Graph	13	\$74,321.38	\$66,560.00	\$60,000.00	\$110,000.00
Totals	Graph	16	\$73,608.44	\$66,560.00	\$60,000.00	\$110,000.00

Latitude: 44.975467 Longitude: -93.269817

Employer Name/Employer Address	Graph	Count	Mean Wage	Median Wage	Lowest Wage
LEO A DALY, 730 SECOND AVENUE SOUTH, SUITE 1100, MINNEAPOLIS, MN (https://www.google.com/maps/place/730%20SECOND%20AVENUE%20SOUTH,%20SUITE%201100,MINNEAPOLIS,MN)	Graph	1	\$120,000.00	\$120,000.00	\$120,000.00
Totals	Graph	1	\$120,000.00	\$120,000.00	\$120,000.00

Employer Name/Worksite Address	Graph	Count	Mean Wage	Median Wage	Lowest Wage
LEO A DALY, 730 SECOND AVENUE SOUTH, SUITE 1100, MINNEAPOLIS, MN (https://www.google.com/maps/place/730%20SECOND%20AVENUE%20SOUTH,%20SUITE%201100,MINNEAPOLIS,MN)	Graph	1	\$120,000.00	\$120,000.00	\$120,000.00
MICROINFO INC, 730 2ND AVENUE SOUTH ,#1000, MINNEAPOLIS, MN (https://www.google.com/maps/place/730%202ND%20AVENUE%20SOUTH%20,#1000,MINNEAPOLIS,MN)	Graph	1	\$63,000.00	\$63,000.00	\$63,000.00
NTT DATA, INC., 730 2ND AVE S, MINNEAPOLIS, MN (https://www.google.com/maps/place/730%202ND%20AVE%20S,MINNEAPOLIS,MN)	Graph	13	\$85,225.62	\$79,040.00	\$68,557.00
Totals	Graph	15	\$86,062.20	\$79,040.00	\$63,000.00

Latitude: 44.975489 Longitude: -93.269843

Employer Name/Employer Address	Graph	Count	Mean Wage	Median Wage	Lowest Wage	Highest Wage
NAVITAIRE LLC, 333 S. 7TH STREET, MINNEAPOLIS, MN (https://www.google.com/maps/place/333%20S.%207TH%20STREET,MINNEAPOLIS,MN)	Graph	1	\$132,000.00	\$132,000.00	\$132,000.00	\$132,000.00
SPS COMMERCE, INC., 333 SOUTH SEVENTH STREET, MINNEAPOLIS, MN (https://www.google.com/maps/place/333%20SOUTH%20SEVENTH%20STREET,MINNEAPOLIS,MN)	Graph	9	\$69,499.89	\$64,522.00	\$62,733.00	\$78,707.00
Totals	Graph	10	\$75,749.90	\$64,522.00	\$62,733.00	\$132,000.00

Employer Name/Worksite Address	Graph	Count	Mean Wage	Median Wage
ACCENTURE LLP, 333 S 7TH STREET, MINNEAPOLIS, MN (https://www.google.com/maps/place/333%20S.%207TH%20STREET,MINNEAPOLIS,MN)	Graph	1	\$163,405.00	\$163,405.00
DIGITAL INTELLIGENCE SYSTEMS, LLC, 333 SOUTH 7TH ST., 29TH FLOOR, SUITE 2950, MINNEAPOLIS, MN (https://www.google.com/maps/place/333%20SOUTH%207TH%20ST.,%2029TH%20FLOOR,%20SUITE%202950,MINNEAPOLIS,MN)	Graph	1	\$75,000.00	\$75,000.00
ACCENTURE LLP, 333 S. 7TH STREET, MINNEAPOLIS, MN (https://www.google.com/maps/place/333%20S.%207TH%20STREET,MINNEAPOLIS,MN)	Graph	2	\$149,000.00	\$88,000.00
ACCENTURE LLP, 333 SOUTH 7TH STREET, MINNEAPOLIS, MN (https://www.google.com/maps/place/333%20SOUTH%207TH%20STREET,MINNEAPOLIS,MN)	Graph	2	\$84,396.00	\$77,771.00
ACCENTURE LLP, 333 S 7TH ST, MINNEAPOLIS, MN (https://www.google.com/maps/place/333%20S.%207TH%20ST,MINNEAPOLIS,MN)	Graph	4	\$110,255.25	\$92,900.00
SPS COMMERCE, INC., 333 SOUTH SEVENTH STREET, MINNEAPOLIS, MN (https://www.google.com/maps/place/333%20SOUTH%20SEVENTH%20STREET,MINNEAPOLIS,MN)	Graph	8	\$99,343.50	\$68,557.00
Totals	Graph	18	\$107,831.44	\$88,000.00

Latitude: 44.975584 Longitude: -93.269979

Employer Name/Worksite Address	Graph	Count	Mean Wage	Median Wage	Lowest Wage	Highest Wage
PRICEWATERHOUSECOOPERS ADVISORY SERVICES LLC, 45 SOUTH 7TH STREET, MINNEAPOLIS, MN (https://www.google.com/maps/place/45%20SOUTH%207TH%20STREET,MINNEAPOLIS,MN)	Graph	64	\$77,093.52	\$76,835.00	\$53,000.00	\$130,000.00
Totals	Graph	64	\$77,093.52	\$76,835.00	\$53,000.00	\$130,000.00

Latitude: 44.975628 Longitude: -93.144228

Employer Name/Employer Address	Graph	Count	Mean Wage	Median Wage	Lowest Wage	Highest Wage
--------------------------------	-------	-------	-----------	-------------	-------------	--------------

Employer Name/Employer Address	Graph	Count	Mean Wage	Median Wage	Lowest Wage	Highest Wage
TWIN CITIES GERMAN IMMERSION SCHOOL, 1031 COMO AVE, ST. PAUL, MN (https://www.google.com/maps/place/1031%20COMO%20AVE,ST.%20PAUL,MN)	Graph	1	\$55,305.00	\$55,305.00	\$55,305.00	\$55,305.00
Totals	Graph	1	\$55,305.00	\$55,305.00	\$55,305.00	\$55,305.00

Employer Name/Worksite Address	Graph	Count	Mean Wage	Median Wage	Lowest Wage	Highest Wage
TWIN CITIES GERMAN IMMERSION SCHOOL, 1031 COMO AVE, ST. PAUL, MN (https://www.google.com/maps/place/1031%20COMO%20AVE,ST.%20PAUL,MN)	Graph	1	\$55,305.00	\$55,305.00	\$55,305.00	\$55,305.00
Totals	Graph	1	\$55,305.00	\$55,305.00	\$55,305.00	\$55,305.00

Latitude: 44.975661 Longitude: -93.267794

Employer Name/Worksite Address	Graph	Count	Mean Wage	Median Wage	Lowest Wage	Highest Wage
IBM CORPORATION, 650 3RD AVE. SOUTH, MINNEAPOLIS, MN (https://www.google.com/maps/place/650%203RD%20AVE.%20SOUTH,MINNEAPOLIS,MN)	Graph	1	\$90,000.00	\$90,000.00	\$90,000.00	\$90,000.00
IBM INDIA PRIVATE LIMITED, 650 3RD AVENUE SOUTH, MINNEAPOLIS, MN (https://www.google.com/maps/place/650%203RD%20AVENUE%20SOUTH,MINNEAPOLIS,MN)	Graph	3	\$100,394.00	\$101,107.00	\$91,915.00	\$108,160.00
IBM CORPORATION, 650 THIRD AVENUE SOUTH, MINNEAPOLIS, MN (https://www.google.com/maps/place/650%20THIRD%20AVENUE%20SOUTH,MINNEAPOLIS,MN)	Graph	6	\$92,344.13	\$87,376.80	\$60,000.00	\$113,838.00
Totals	Graph	10	\$94,524.68	\$91,915.00	\$60,000.00	\$113,838.00

Latitude: 44.975688 Longitude: -93.273149

Employer Name/Worksite Address	Graph	Count	Mean Wage	Median Wage	Lowest Wage	Highest Wage
DELOITTE & TOUCHE LLP, 801 NICOLLET MALL, MINNEAPOLIS, MN (https://www.google.com/maps/place/801%20NICOLLET%20MALL,MINNEAPOLIS,MN)	Graph	15	\$63,000.00	\$63,000.00	\$63,000.00	\$63,000.00
Totals	Graph	15	\$63,000.00	\$63,000.00	\$63,000.00	\$63,000.00

Latitude: 44.975749 Longitude: -93.269017

Employer Name/Employer Address	Graph	Count	Mean Wage	Median Wage	Lowest Wage	Highest Wage
OUTSELL CORPORATION, 225 SOUTH SIXTH STREET, MINNEAPOLIS, MN (https://www.google.com/maps/place/225%20SOUTH%20SIXTH%20STREET,MINNEAPOLIS,MN)	Graph	1	\$128,000.00	\$128,000.00	\$128,000.00	\$128,000.00
CAPELLA UNIVERSITY, 225 SOUTH SIXTH STREET, MINNEAPOLIS, MN (https://www.google.com/maps/place/225%20SOUTH%20SIXTH%20STREET,MINNEAPOLIS,MN)	Graph	4	\$110,380.00	\$103,000.00	\$86,520.00	\$130,000.00
Totals	Graph	5	\$113,904.00	\$122,000.00	\$86,520.00	\$130,000.00

Employer Name/Worksite Address	Graph	Count	Mean Wage	Median Wage	Lowest Wage	Highest Wage
CHARTER GLOBAL, INC., 225 SOUTH 6TH ST, 9TH FLOOR, MINNEAPOLIS, MN (https://www.google.com/maps/place/225%20SOUTH%206TH%20ST,%209TH%20FLOOR,MINNEAPOLIS,MN)	Graph	1	\$95,306.00	\$95,306.00	\$95,306.00	\$95,306.00
INFOSEMANTICS INC, 225 SOUTH 6TH ST, MINNEAPOLIS, MN (https://www.google.com/maps/place/225%20SOUTH%206TH%20ST,MINNEAPOLIS,MN)	Graph	1	\$77,917.00	\$77,917.00	\$77,917.00	\$77,917.00
OUTSELL CORPORATION, 225 SOUTH SIXTH STREET, MINNEAPOLIS, MN (https://www.google.com/maps/place/225%20SOUTH%20SIXTH%20STREET,MINNEAPOLIS,MN)	Graph	4	\$111,880.00	\$103,000.00	\$86,520.00	\$130,000.00
CALSOFT LABS, INC., 225 SOUTH 6TH STREET, MINNEAPOLIS, MN (https://www.google.com/maps/place/225%20SOUTH%206TH%20STREET,MINNEAPOLIS,MN)	Graph	6	\$77,000.00	\$80,000.00	\$57,000.00	\$90,000.00
Totals	Graph	12	\$90,228.58	\$85,000.00	\$57,000.00	\$130,000.00

Latitude: 44.975773 Longitude: -93.273249

Employer Name/Employer Address	Graph	Count	Mean Wage	Median Wage	Lowest Wage	Highest Wage
PIPER JAFFRAY & CO., 800 NICOLLET MALL, MINNEAPOLIS, MN (https://www.google.com/maps/place/800%20NICOLLET%20MALL,MINNEAPOLIS,MN)	Graph	2	\$100,000.00	\$100,000.00	\$100,000.00	\$100,000.00
U.S. BANK NATIONAL ASSOCIATION, 800 NICOLLET MALL, MINNEAPOLIS, MN (https://www.google.com/maps/place/800%20NICOLLET%20MALL,MINNEAPOLIS,MN)	Graph	57	\$92,710.28	\$93,080.00	\$58,656.00	\$136,552.00
Totals	Graph	59	\$92,957.39	\$93,080.00	\$58,656.00	\$136,552.00

Employer Name/Worksite Address	Graph	Count	Mean Wage	Median Wage	Lowest Wage	Highest Wage
VIRGO INC, 800 NICOLLET MALL SUITE #1000, MINNEAPOLIS, MN (https://www.google.com/maps/place/800%20NICOLLET%20MALL%20SUITE%20#1000,MINNEAPOLIS,MN)	Graph	1	\$78,000.00	\$78,000.00	\$78,000.00	\$78,000.00
PIPER JAFFRAY & CO., 800 NICOLLET MALL, MINNEAPOLIS, MN (https://www.google.com/maps/place/800%20NICOLLET%20MALL,MINNEAPOLIS,MN)	Graph	5	\$85,138.20	\$85,000.00	\$58,656.00	\$100,000.00
Totals	Graph	6	\$83,948.50	\$82,035.00	\$58,656.00	\$100,000.00

Latitude: 44.975806 Longitude: -93.456991

Employer Name/Worksite Address	Graph	Count	Mean Wage	Median Wage	Lowest Wage	Highest Wage
CITIGROUP GLOBAL MARKETS OPERATIONS AND TECHNOLOGY, LLC, 130 CHESHIRE LANE, MINNETONKA, MN (https://www.google.com/maps/place/130%20CHESHIRE%20LANE,MINNETONKA,MN)	Graph	3	\$116,274.67	\$125,000.00	\$90,000.00	\$133,824.00
Totals	Graph	3	\$116,274.67	\$125,000.00	\$90,000.00	\$133,824.00

Latitude: 44.975869 Longitude: -93.269691

Employer Name/Worksite Address	Graph	Count	Mean Wage	Median Wage	Lowest Wage	Highest Wage
SPS COMMERCE, INC., 433 7TH STREET SOUTH, MINNEAPOLIS, MN (https://www.google.com/maps/place/433%207TH%20STREET%20SOUTH,MINNEAPOLIS,MN)	Graph	1	\$64,522.00	\$64,522.00	\$64,522.00	\$64,522.00
SPS COMMERCE, INC., 433 7TH STREET SOUTH, SUITE 1000, MINNEAPOLIS, MN (https://www.google.com/maps/place/433%207TH%20STREET%20SOUTH,%20SUITE%201000,MINNEAPOLIS,MN)	Graph	1	\$64,522.00	\$64,522.00	\$64,522.00	\$64,522.00
Totals	Graph	2	\$64,522.00	\$64,522.00	\$64,522.00	\$64,522.00

Latitude: 44.97591 Longitude: -93.269442

Employer Name/Worksite Address	Graph	Count	Mean Wage	Median Wage	Lowest Wage	Highest Wage
IDEXCEL, INC., 255 2ND AVENUE SOUTH, MINNEAPOLIS, MN (https://www.google.com/maps/place/255%202ND%20AVENUE%20SOUTH,MINNEAPOLIS,MN)	Graph	1	\$92,000.00	\$92,000.00	\$92,000.00	\$92,000.00
INNOVATIVE INTELLIGENT SOLUTIONS LLC, 707 2ND AVENUE S., MINNEAPOLIS, MN (https://www.google.com/maps/place/707%202ND%20AVENUE%20S.,MINNEAPOLIS,MN)	Graph	1	\$63,000.00	\$63,000.00	\$63,000.00	\$63,000.00
AMERIPRISE FINANCIAL, INC., 707 2ND AVE. S., MINNEAPOLIS, MN (https://www.google.com/maps/place/707%202ND%20AVE.%20S.,MINNEAPOLIS,MN)	Graph	4	\$102,970.00	\$88,400.00	\$88,400.00	\$142,000.00
SYNTEL CONSULTING INC., 707 2ND AVE SOUTH, MINNEAPOLIS, MN (https://www.google.com/maps/place/707%202ND%20AVE%20SOUTH,MINNEAPOLIS,MN)	Graph	5	\$94,662.40	\$97,510.00	\$68,557.00	\$107,529.00
TATA CONSULTANCY SERVICES LIMITED, 707 2ND AVENUE SOUTH, MINNEAPOLIS, MN (https://www.google.com/maps/place/707%202ND%20AVENUE%20SOUTH,MINNEAPOLIS,MN)	Graph	11	\$70,267.64	\$66,560.00	\$60,700.00	\$95,000.00
AMERIPRISE FINANCIAL, INC., 707 2ND AVE S., MINNEAPOLIS, MN (https://www.google.com/maps/place/707%202ND%20AVE%20S.,MINNEAPOLIS,MN)	Graph	12	\$65,950.00	\$58,900.00	\$58,900.00	\$101,200.00
SYNTEL INC, 707 2ND AVE S, MINNEAPOLIS, MN (https://www.google.com/maps/place/707%202ND%20AVE%20S,MINNEAPOLIS,MN)	Graph	76	\$91,139.57	\$92,035.00	\$54,413.00	\$128,000.00
Totals	Graph	110	\$86,646.75	\$78,957.00	\$54,413.00	\$142,000.00

Latitude: 44.976003 Longitude: -93.271199

Employer Name/Worksite Address	Graph	Count	Mean Wage	Median Wage	Lowest Wage	Highest Wage
KFORCE INC., 733 MARQUETTE AVE, MINNEAPOLIS, MN (https://www.google.com/maps/place/733%20MARQUETTE%20AVE,MINNEAPOLIS,MN)	Graph	10	\$60,320.00	\$60,320.00	\$60,320.00	\$60,320.00
Totals	Graph	10	\$60,320.00	\$60,320.00	\$60,320.00	\$60,320.00

Latitude: 44.976027 Longitude: -93.269755

Employer Name/Employer Address	Graph	Count	Mean Wage	Median Wage	Lowest Wage	Highest Wage
FAEGRE BAKER DANIELS LLP, 90 SOUTH 7TH STREET, MINNEAPOLIS, MN (https://www.google.com/maps/place/90%20SOUTH%207TH%20STREET,MINNEAPOLIS,MN)	Graph	1	\$108,264.00	\$108,264.00	\$108,264.00	\$108,264.00
FAEGRE BAKER DANIELS LLP, SUITE 2200, 90 SOUTH 7TH STREET, MINNEAPOLIS, MN (https://www.google.com/maps/place/SUITE%202200,%2090%20SOUTH%207TH%20STREET,MINNEAPOLIS,MN)	Graph	1	\$108,264.00	\$108,264.00	\$108,264.00	\$108,264.00
Totals	Graph	2	\$108,264.00	\$108,264.00	\$108,264.00	\$108,264.00

Employer Name/Worksite Address	Graph	Count	Mean Wage	Median Wage	Lowest Wage	Highest Wage
KBR GLOBAL IT SOLUTIONS, LLC, 90 SOUTH 7TH ST SUITE 3750, MINNEAPOLIS, MN (https://www.google.com/maps/place/90%20SOUTH%207TH%20STREET,MINNEAPOLIS,MN)	Graph	1	\$100,000.00	\$100,000.00	\$100,000.00	\$100,000.00
DELOITTE CONSULTING LLP, 90 SOUTH 7TH STREET, MINNEAPOLIS, MN (https://www.google.com/maps/place/90%20SOUTH%207TH%20STREET,MINNEAPOLIS,MN)	Graph	16	\$94,937.50	\$97,000.00	\$64,000.00	\$97,000.00
THE BOSTON CONSULTING GROUP, INC., 90 SOUTH SEVENTH STREET, MINNEAPOLIS, MN (https://www.google.com/maps/place/90%20SOUTH%20SEVENTH%20STREET,MINNEAPOLIS,MN)	Graph	104	\$153,524.04	\$147,000.00	\$80,000.00	\$210,000.00
Totals	Graph	121	\$145,334.71	\$147,000.00	\$64,000.00	\$210,000.00

Latitude: 44.976028 Longitude: -93.390882

Employer Name/Employer Address	Graph	Count	Mean Wage	Median Wage	Lowest Wage	Highest Wage
GENERAL MILLS, INC., ONE GENERAL MILLS BLVD., MINNEAPOLIS, MN (https://www.google.com/maps/place/ONE%20GENERAL%20MILLS%20BLVD.,MINNEAPOLIS,MN)	Graph	2	\$86,964.50	\$69,638.00	\$69,638.00	\$104,291.00
GENERAL MILLS, INC., ONE GENERAL MILLS BOULEVARD, MINNEAPOLIS, MN (https://www.google.com/maps/place/ONE%20GENERAL%20MILLS%20BOULEVARD,MINNEAPOLIS,MN)	Graph	2	\$79,319.00	\$69,638.00	\$69,638.00	\$89,000.00
GENERAL MILLS, INC., ONE GENERAL MILLS BLVD, MINNEAPOLIS, MN (https://www.google.com/maps/place/ONE%20GENERAL%20MILLS%20BLVD,MINNEAPOLIS,MN)	Graph	24	\$95,614.04	\$98,300.00	\$69,638.00	\$124,779.00
Totals	Graph	28	\$93,832.29	\$98,300.00	\$69,638.00	\$124,779.00

Employer Name/Worksite Address	Graph	Count	Mean Wage	Median Wage	Lowest Wage	Highest Wage
DATA MIGRATION RESOURCES INC., 1 GENERAL MILLS BOULEVARD, GOLDEN VALLEY, MN (https://www.google.com/maps/place/1%20GENERAL%20MILLS%20BOULEVARD,GOLDEN%20VALLEY,MN)	Graph	1	\$110,000.00	\$110,000.00	\$110,000.00	\$110,000.00
GENERAL MILLS, INC., ONE GENERAL MILLS BLVD., MINNEAPOLIS, MN (https://www.google.com/maps/place/ONE%20GENERAL%20MILLS%20BLVD.,MINNEAPOLIS,MN)	Graph	1	\$95,100.00	\$95,100.00	\$95,100.00	\$95,100.00
ERNST & YOUNG U.S. LLP, 1 GENERAL MILLS BLVD, GOLDEN VALLEY, MN (https://www.google.com/maps/place/1%20GENERAL%20MILLS%20BLVD,GOLDEN%20VALLEY,MN)	Graph	2	\$115,930.00	\$94,640.00	\$94,640.00	\$137,220.00
GENERAL MILLS, INC., ONE GENERAL MILLS BLVD, MINNEAPOLIS, MN (https://www.google.com/maps/place/ONE%20GENERAL%20MILLS%20BLVD,MINNEAPOLIS,MN)	Graph	2	\$84,000.00	\$83,000.00	\$83,000.00	\$85,000.00
MICROEXCEL, INC, 1 GENERAL MILLS BLVD, MINNEAPOLIS, MN (https://www.google.com/maps/place/1%20GENERAL%20MILLS%20BLVD,MINNEAPOLIS,MN)	Graph	2	\$103,765.00	\$100,000.00	\$100,000.00	\$107,530.00
GENERAL MILLS, INC., ONE GENERAL MILLS BOULEVARD, MINNEAPOLIS, MN (https://www.google.com/maps/place/ONE%20GENERAL%20MILLS%20BOULEVARD,MINNEAPOLIS,MN)	Graph	18	\$100,516.11	\$98,300.00	\$83,000.00	\$124,779.00
Totals	Graph	26	\$100,837.69	\$98,300.00	\$83,000.00	\$137,220.00

Latitude: 44.97604 Longitude: -93.271444

Employer Name/Employer Address	Graph	Count	Mean Wage	Median Wage	Lowest Wage	Highest Wage
INDEPENDENT SCHOOL DISTRICT 273, 5701 NORMANDALE ROAD, MINNEAPOLIS, MN (https://www.google.com/maps/place/5701%20NORMANDALE%20ROAD,MINNEAPOLIS,MN)	Graph	1	\$63,336.00	\$63,336.00	\$63,336.00	\$63,336.00
TARGET ENTERPRISE, INC., 33 S 6TH STREET, CC-1810, MINNEAPOLIS, MN (https://www.google.com/maps/place/33%20S%206TH%20STREET,%20CC-1810,MINNEAPOLIS,MN)	Graph	1	\$100,000.00	\$100,000.00	\$100,000.00	\$100,000.00
MOM BRANDS COMPANY, 20802 KENSINGTON BOULEVARD, LAKEVILLE, MN (https://www.google.com/maps/place/20802%20KENSINGTON%20BOULEVARD,LAKEVILLE,MN)	Graph	2	\$89,750.00	\$88,000.00	\$88,000.00	\$91,500.00
Totals	Graph	4	\$85,709.00	\$88,000.00	\$63,336.00	\$100,000.00

Employer Name/Worksite Address	Graph	Count	Mean Wage	Median Wage
ACCENTURE LLP, 33 SOUTH 6TH STREET, MINNEAPOLIS, MN (https://www.google.com/maps/place/33%20SOUTH%206TH%20STREET,MINNEAPOLIS,MN)	Graph	1	\$93,400.00	\$93,400.00
AMAZON CORPORATE LLC, 100 SOUTH 5TH STREET TOWER, MINNEAPOLIS, MN (https://www.google.com/maps/place/100%20SOUTH%205TH%20STREET%20TOWER,MINNEAPOLIS,MN)	Graph	1	\$140,000.00	\$140,000.00
ENVIRONMENTAL RESOURCES MANAGEMENT, INC., 1000 IDS CENTER, MINNEAPOLIS, MN (https://www.google.com/maps/place/1000%20IDS%20CENTER,MINNEAPOLIS,MN)	Graph	1	\$113,994.82	\$113,994.82
EPEOPLE TECHNOLOGIES INC, TARGET, MINNEAPOLIS,, MN (https://www.google.com/maps/place/TARGET,MINNEAPOLIS,,MN)	Graph	1	\$75,000.00	\$75,000.00
HALLMARK GLOBAL TECHNOLOGIES INC, 60 SOUTH 6TH STREET, MINNEAPOLIS, MN (https://www.google.com/maps/place/60%20SOUTH%206TH%20STREET,MINNEAPOLIS,MN)	Graph	1	\$80,000.00	\$80,000.00
I 5 TECH, INC, SOUTH 9TH, MINNEAPOLIS, MN (https://www.google.com/maps/place/SOUTH%209TH,MINNEAPOLIS,MN)	Graph	1	\$78,000.00	\$78,000.00
I5TECH, INC., SOUTH 9TH STREET # 2700, MINNEAPOLIS, MN (https://www.google.com/maps/place/SOUTH%209TH%20STREET%20#%202700,MINNEAPOLIS,MN)	Graph	1	\$79,000.00	\$79,000.00
IBLESOFT INC, 33S 6TH STREET,, MINNEAPOLIS, MN (https://www.google.com/maps/place/33S%206TH%20STREET,,MINNEAPOLIS,MN)	Graph	1	\$63,000.00	\$63,000.00
IT TRAILBLAZERS, LLC, CAPELLA TOWER 225 SOUTH 6TH ST, MINNEAPOLIS, MN (https://www.google.com/maps/place/CAPELLA%20TOWER%20225%20SOUTH%206TH%20ST,MINNEAPOLIS,MN)	Graph	1	\$69,000.00	\$69,000.00
KPMG LLP, 4200 WELLS FARGO CENTER, MINNEAPOLIS, MN (https://www.google.com/maps/place/4200%20WELLS%20FARGO%20CENTER,MINNEAPOLIS,MN)	Graph	1	\$53,000.00	\$53,000.00
MCKINSEY & COMPANY, INC. UNITED STATES, MCKINSEY & COMPANY, INC., MINNEAPOLIS, MN (https://www.google.com/maps/place/MCKINSEY%20%26%20COMPANY,%20INC.,MINNEAPOLIS,MN)	Graph	1	\$210,267.20	\$210,267.20
NITYO INFOTECH CORP, AMERIPRISE FINANCIAL SERVICES, MINNEAPOLIS, MN (https://www.google.com/maps/place/AMERIPRISE%20FINANCIAL%20SERVICES,MINNEAPOLIS,MN)	Graph	1	\$65,000.00	\$65,000.00
RELIABLE SOFTWARE RESOURCES INC, 33 6TH STREET, MINNEAPOLIS, MN (https://www.google.com/maps/place/33%206TH%20STREET,MINNEAPOLIS,MN)	Graph	1	\$80,000.00	\$80,000.00
SLALOM, LLC, 80 SOUTH STREET, MINNEAPOLIS, MN (https://www.google.com/maps/place/80%20SOUTH%20STREET,MINNEAPOLIS,MN)	Graph	1	\$105,000.00	\$105,000.00
SPS COMMERCE, INC., 433 SOUTH SEVENTH STREET, MINNEAPOLIS, MN (https://www.google.com/maps/place/433%20SOUTH%20SEVENTH%20STREET,MINNEAPOLIS,MN)	Graph	1	\$78,707.00	\$78,707.00
TATA CONSULTANCY SERVICES LIMITED, 50 SOUTH 10TH STREET, MINNEAPOLIS, MN (https://www.google.com/maps/place/50%20SOUTH%2010TH%20STREET,MINNEAPOLIS,MN)	Graph	1	\$64,522.00	\$64,522.00
TATA CONSULTANCY SERVICES LIMITED, 901 3RD AVENUE, 10TH STREET, MINNEAPOLIS, MN (https://www.google.com/maps/place/901%203RD%20AVENUE,%2010TH%20STREET,MINNEAPOLIS,MN)	Graph	1	\$68,557.00	\$68,557.00
TEKNAUX, LLC, TARGET, MINNEAPOLIS, MN (https://www.google.com/maps/place/TARGET,MINNEAPOLIS,MN)	Graph	1	\$62,733.00	\$62,733.00
TITAN DATA GROUP INC, US BANK PLAZA, 200 SOUTH SIXTH STREET, MINNEAPOLIS, MN (https://www.google.com/maps/place/US%20BANK%20PLAZA,%20200%20SOUTH%20SIXTH%20STREET,MINNEAPOLIS,MN)	Graph	1	\$83,400.00	\$83,400.00
U.S. BANK NATIONAL ASSOCIATION, 2 MERIDIAN CROSSING, RICHFIELD, MN (https://www.google.com/maps/place/2%20MERIDIAN%20CROSSING,RICHFIELD,MN)	Graph	1	\$110,000.00	\$110,000.00
UNIKON IT INC, VALSPAR, MINNEAPOLIS, MN (https://www.google.com/maps/place/VALSPAR,MINNEAPOLIS,MN)	Graph	1	\$64,501.00	\$64,501.00
V-SOFT CONSULTING GROUP, INC, PBC PLAZA, MINNEAPOLIS, MN (https://www.google.com/maps/place/PBC%20PLAZA,MINNEAPOLIS,MN)	Graph	1	\$66,000.00	\$66,000.00
YASH & LUJAN CONSULTING, INC., ACCENTURE, MINNEAPOLIS, MN (https://www.google.com/maps/place/ACCENTURE,MINNEAPOLIS,MN)	Graph	1	\$95,000.00	\$95,000.00
AGILITY TECHNOLOGIES, LLC, SPS COMMERCE, MINNEAPOLIS, MN (https://www.google.com/maps/place/SPS%20COMMERCE,MINNEAPOLIS,MN)	Graph	2	\$60,000.00	\$60,000.00

Employer Name/Worksite Address	Graph	Count	Mean Wage	Median Wage
BEREAN GROUP INTERNATIONAL INC., 901 MARQUETTE AVE, MINNEAPOLIS, MN (https://www.google.com/maps/place/901%20MARQUETTE%20AVE,MINNEAPOLIS,MN)	Graph	2	\$66,726.00	\$66,726.00
BRANCH MESSENGER, INC., 60 SOUTH STREET, MINNEAPOLIS, MN (https://www.google.com/maps/place/60%20SOUTH%20STREET,MINNEAPOLIS,MN)	Graph	2	\$97,100.00	\$79,200.00
CAPGEMINI AMERICA INC, RBC PLAZA, MINNEAPOIS, MN (https://www.google.com/maps/place/RBC%20PLAZA,MINNEAPOIS,MN)	Graph	2	\$68,557.00	\$68,557.00
CAPGEMINI AMERICA INC, RBC PLAZA, MINNEAPOLIS, MN (https://www.google.com/maps/place/RBC%20PLAZA,MINNEAPOLIS,MN)	Graph	2	\$60,000.00	\$60,000.00
HEXAWARE TECHNOLOGIES, INC., CAPELLA UNIVERSITY, MINNEAPOLIS, MN (https://www.google.com/maps/place/CAPELLA%20UNIVERSITY,MINNEAPOLIS,MN)	Graph	2	\$66,000.00	\$66,000.00
TATA CONSULTANCY SERVICES LIMITED, 901 3RD AVENUE SOUTH, MINNEAPOLIS, MN (https://www.google.com/maps/place/901%203RD%20AVENUE%20SOUTH,MINNEAPOLIS,MN)	Graph	2	\$66,539.50	\$64,522.00
SAGENTS INC, AMERIPRISE FINANCIAL, MINNEAPOLIS, MN (https://www.google.com/maps/place/AMERIPRISE%20FINANCIAL,MINNEAPOLIS,MN)	Graph	3	\$69,333.67	\$70,000.00
TECHOPS INC, 550 SOUTH 4TH STREET, MINNEAPOLIS, MN (https://www.google.com/maps/place/550%20SOUTH%204TH%20STREET,MINNEAPOLIS,MN)	Graph	3	\$63,911.67	\$64,501.00
KPMG LLP, 90 SOUTH 7TH STREET, 4200 WELLS FARGO CTR, MINNEAPOLIS, MN (https://www.google.com/maps/place/90%20SOUTH%207TH%20STREET,%204200%20WELLS%20FARGO%20CTR,MINNEAPOLIS,MN)	Graph	4	\$61,875.00	\$53,000.00
KPMG LLP, 90 SOUTH 7TH STREET, MINNEAPOLIS, MN (https://www.google.com/maps/place/90%20SOUTH%207TH%20STREET,MINNEAPOLIS,MN)	Graph	4	\$66,750.00	\$63,000.00
DELOITTE CONSULTING LLP, 2800 50 SOUTH 6TH ST, MINNEAPOLIS, MN (https://www.google.com/maps/place/2800%2050%20SOUTH%206TH%20ST,MINNEAPOLIS,MN)	Graph	15	\$65,000.00	\$65,000.00
DELOITTE CONSULTING LLP, 50 SOUTH 6 STREET, MINNEAPOLIS, MN (https://www.google.com/maps/place/50%20SOUTH%206%20STREET,MINNEAPOLIS,MN)	Graph	15	\$83,000.00	\$83,000.00
WIPRO LIMITED, 200, S 6TH STREET, MINNEAPOLIS, MN (https://www.google.com/maps/place/200,%20S%206TH%20STREET,MINNEAPOLIS,MN)	Graph	26	\$64,522.00	\$64,522.00
MCKINSEY & COMPANY, INC. UNITED STATES, MCKINSEY & COMPANY, INC., 3800 IDS CENTER, MINNEAPOLIS, MN (https://www.google.com/maps/place/MCKINSEY%20%26%20COMPANY,%20INC.,%203800%20IDS%20CENTER,MINNEAPOLIS,MN)	Graph	45	\$112,761.42	\$102,856.00
Totals	Graph	152	\$84,565.78	\$75,000.00

Latitude: 44.976053 Longitude: -93.265624

Employer Name/Worksite Address	Graph	Count	Mean Wage	Median Wage	Lowest Wage	Highest Wage
ERP ANALYSTS, INC, 550 SOUTH 4TH ST., MINNEAPOLIS, MN (https://www.google.com/maps/place/550%20SOUTH%204TH%20ST.,MINNEAPOLIS,MN)	Graph	1	\$78,624.00	\$78,624.00	\$78,624.00	\$78,624.00
SYNECHRON, INC., 550 SOUTH 4TH ST, MINNEAPOLIS, MN (https://www.google.com/maps/place/550%20SOUTH%204TH%20ST,MINNEAPOLIS,MN)	Graph	6	\$82,204.83	\$72,000.00	\$72,000.00	\$97,029.00
ENDURANCE GROUP, INC., 550 SOUTH 4TH STREET, MINNEAPOLIS, MN (https://www.google.com/maps/place/550%20SOUTH%204TH%20STREET,MINNEAPOLIS,MN)	Graph	26	\$68,107.69	\$66,560.00	\$60,000.00	\$85,800.00
Totals	Graph	33	\$70,989.48	\$66,560.00	\$60,000.00	\$97,029.00

Latitude: 44.976087 Longitude: -93.267104

Employer Name/Worksite Address	Graph	Count	Mean Wage	Median Wage	Lowest Wage	Highest Wage
GENIUS MINDS LLC, 300 S 6TH STREET, MINNEAPOLIS, MN (https://www.google.com/maps/place/300%20S%206TH%20STREET,MINNEAPOLIS,MN)	Graph	1	\$65,000.00	\$65,000.00	\$65,000.00	\$65,000.00
Totals	Graph	1	\$65,000.00	\$65,000.00	\$65,000.00	\$65,000.00

Latitude: 44.97611 Longitude: -93.261309

Employer Name/Worksite Address	Graph	Count	Mean Wage	Median Wage	Lowest Wage	Highest Wage
DELOITTE CONSULTING LLP, 625 S 4TH AVENUE, MINNEAPOLIS, MN (https://www.google.com/maps/place/625%20S%204TH%20AVENUE,MINNEAPOLIS,MN)	Graph	15	\$95,118.00	\$95,118.00	\$95,118.00	\$95,118.00

Employer Name/Worksite Address	Graph	Count	Mean Wage	Median Wage	Lowest Wage	Highest Wage
Totals	Graph	15	\$95,118.00	\$95,118.00	\$95,118.00	\$95,118.00

Latitude: 44.976204 Longitude: -93.267295

Employer Name/Worksite Address	Graph	Count	Mean Wage	Median Wage	Lowest Wage	Highest Wage
CBN TECH FORCE INC, 300 SOUTH 6 TH STREET, MINNEAPOLIS, MN (https://www.google.com/maps/place/300%20SOUTH%206%20TH%20STREET,MINNEAPOLIS,MN)	Graph	1	\$64,000.00	\$64,000.00	\$64,000.00	\$64,000.00
Totals	Graph	1	\$64,000.00	\$64,000.00	\$64,000.00	\$64,000.00

Latitude: 44.976242 Longitude: -93.270578

Employer Name/Worksite Address	Graph	Count	Mean Wage	Median Wage	Lowest Wage	Highest Wage
FAEGRE BAKER DANIELS LLP, 101-119 7TH STREET SOUTH, MINNEAPOLIS, MN (https://www.google.com/maps/place/101-119%207TH%20STREET%20SOUTH,MINNEAPOLIS,MN)	Graph	2	\$108,264.00	\$108,264.00	\$108,264.00	\$108,264.00
Totals	Graph	2	\$108,264.00	\$108,264.00	\$108,264.00	\$108,264.00

Latitude: 44.976286 Longitude: -93.261388

Employer Name/Worksite Address	Graph	Count	Mean Wage	Median Wage	Lowest Wage	Highest Wage
AGAMA SOLUTIONS, INC., 600 S 4TH STREET 8TH FLOOR, MINNEAPOLIS, MN (https://www.google.com/maps/place/600%20S%204TH%20STREET%208TH%20FLOOR,MINNEAPOLIS,MN)	Graph	1	\$50,336.00	\$50,336.00	\$50,336.00	\$50,336.00
LEAD IT CORPORATION, 600 S. 4TH ST, MINNEAPOLIS, MN (https://www.google.com/maps/place/600%20S.%204TH%20ST,MINNEAPOLIS,MN)	Graph	1	\$64,501.00	\$64,501.00	\$64,501.00	\$64,501.00
LORSHI SYSTEMS, LLC, 600 S 4TH ST, 8TH FLOOR, MINNEAPOLIS, MN (https://www.google.com/maps/place/600%20S%204TH%20ST,%208TH%20FLOOR,MINNEAPOLIS,MN)	Graph	1	\$78,957.00	\$78,957.00	\$78,957.00	\$78,957.00
LUCID TECHNOLOGIES,LLC, 600 S 4TH STREET,8TH FLOOR, MINNEAPOLIS, MN (https://www.google.com/maps/place/600%20S%204TH%20STREET,8TH%20FLOOR,MINNEAPOLIS,MN)	Graph	1	\$60,000.00	\$60,000.00	\$60,000.00	\$60,000.00
MERIDIANSOFT, INC., 600 S. 4TH ST., MINNEAPOLIS, MN (https://www.google.com/maps/place/600%20S.%204TH%20ST.,MINNEAPOLIS,MN)	Graph	1	\$70,000.00	\$70,000.00	\$70,000.00	\$70,000.00
INTEGRATED RESOURCES, INC, 600 S 4TH ST., MINNEAPOLIS, MN (https://www.google.com/maps/place/600%20S%204TH%20ST.,MINNEAPOLIS,MN)	Graph	2	\$85,238.50	\$77,917.00	\$77,917.00	\$92,560.00
CAPGEMINI AMERICA, INC. (LEGACY CAPGEMINI FINANCIAL SERVICES, INC.), 600 S 4TH STREET, MINNEAPOLIS, MN (https://www.google.com/maps/place/600%20S%204TH%20STREET,MINNEAPOLIS,MN)	Graph	17	\$75,846.29	\$75,000.00	\$60,000.00	\$104,556.00
SYSTEM SOFT TECHNOLOGIES LLC, 600 S 4TH ST, MINNEAPOLIS, MN (https://www.google.com/maps/place/600%20S%204TH%20ST,MINNEAPOLIS,MN)	Graph	31	\$76,798.52	\$78,957.00	\$65,000.00	\$85,000.00
Totals	Graph	55	\$75,716.58	\$77,917.00	\$50,336.00	\$104,556.00

Latitude: 44.976359 Longitude: -93.233912

Employer Name/Worksite Address	Graph	Count	Mean Wage	Median Wage	Lowest Wage	Highest Wage
UNIVERSITY OF MINNESOTA, 90 CHURCH STREET SE, MINNEAPOLIS, MN (https://www.google.com/maps/place/90%20CHURCH%20STREET%20SE,MINNEAPOLIS,MN)	Graph	1	\$92,000.00	\$92,000.00	\$92,000.00	\$92,000.00
Totals	Graph	1	\$92,000.00	\$92,000.00	\$92,000.00	\$92,000.00

Latitude: 44.976372 Longitude: -93.255666

Employer Name/Employer Address	Graph	Count	Mean Wage	Median Wage	Lowest Wage	Highest Wage
--------------------------------	-------	-------	-----------	-------------	-------------	--------------

Employer Name/Employer Address	Graph	Count	Mean Wage	Median Wage	Lowest Wage	Highest Wage
PERISCOPE, INC., 921 WASHINGTON AVENUE SOUTH, MINNEAPOLIS, MN (https://www.google.com/maps/place/921%20WASHINGTON%20AVENUE%20SOUTH,MINNEAPOLIS,MN)	Graph	1	\$130,000.00	\$130,000.00	\$130,000.00	\$130,000.00
Totals	Graph	1	\$130,000.00	\$130,000.00	\$130,000.00	\$130,000.00

Employer Name/Worksite Address	Graph	Count	Mean Wage	Median Wage	Lowest Wage	Highest Wage
PERISCOPE, INC., 921 WASHINGTON AVENUE SOUTH, MINNEAPOLIS, MN (https://www.google.com/maps/place/921%20WASHINGTON%20AVENUE%20SOUTH,MINNEAPOLIS,MN)	Graph	1	\$130,000.00	\$130,000.00	\$130,000.00	\$130,000.00
Totals	Graph	1	\$130,000.00	\$130,000.00	\$130,000.00	\$130,000.00

Latitude: 44.976391 Longitude: -93.274669

Employer Name/Worksite Address	Graph	Count	Mean Wage	Median Wage	Lowest Wage	Highest Wage
AECOM TECHNICAL SERVICES, INC., 800 LASALLE AVE., MINNEAPOLIS, MN (https://www.google.com/maps/place/800%20LASALLE%20AVE.,MINNEAPOLIS,MN)	Graph	1	\$41,600.00	\$41,600.00	\$41,600.00	\$41,600.00
AECOM TECHNICAL SERVICES, INC., 800 LASALLE AVENUE, MINNEAPOLIS, MN (https://www.google.com/maps/place/800%20LASALLE%20AVENUE,MINNEAPOLIS,MN)	Graph	1	\$72,758.00	\$72,758.00	\$72,758.00	\$72,758.00
IRET PROPERTIES, 800 LASALLE AVE, MINNEAPOLIS, MN (https://www.google.com/maps/place/800%20LASALLE%20AVE,MINNEAPOLIS,MN)	Graph	2	\$80,000.00	\$80,000.00	\$80,000.00	\$80,000.00
Totals	Graph	4	\$68,589.50	\$72,758.00	\$41,600.00	\$80,000.00

Latitude: 44.976484 Longitude: -93.268391

Employer Name/Worksite Address	Graph	Count	Mean Wage	Median Wage	Lowest Wage	Highest Wage
PROTIVITI INC., 225 S. 6TH STREET, MINNEAPOLIS, MN (https://www.google.com/maps/place/225%20S.%206TH%20STREET,MINNEAPOLIS,MN)	Graph	1	\$60,861.00	\$60,861.00	\$60,861.00	\$60,861.00
HOULIHAN LOKEY, INC., 225 S 6TH STREET, MINNEAPOLIS, MN (https://www.google.com/maps/place/225%20S%206TH%20STREET,MINNEAPOLIS,MN)	Graph	3	\$87,333.33	\$80,000.00	\$60,000.00	\$122,000.00
Totals	Graph	4	\$80,715.25	\$60,861.00	\$60,000.00	\$122,000.00

Latitude: 44.976529 Longitude: -93.467987

Employer Name/Worksite Address	Graph	Count	Mean Wage	Median Wage	Lowest Wage	Highest Wage
CEREBRAL TECHNOLOGIES, INC., 300 CARLSON PARKWAY, MINNETONKA, MN (https://www.google.com/maps/place/300%20CARLSON%20PARKWAY,MINNETONKA,MN)	Graph	1	\$72,000.00	\$72,000.00	\$72,000.00	\$72,000.00
VIRTUSA CORPORATION, 330 CARLSON PKWY, MINNETONKA, MN (https://www.google.com/maps/place/330%20CARLSON%20PKWY,MINNETONKA,MN)	Graph	1	\$105,000.00	\$105,000.00	\$105,000.00	\$105,000.00
Totals	Graph	2	\$88,500.00	\$72,000.00	\$72,000.00	\$105,000.00

Latitude: 44.976538 Longitude: -93.456075

Employer Name/Employer Address	Graph	Count	Mean Wage	Median Wage	Lowest Wage	Highest Wage
MEDNET SOLUTIONS, INC., 110 CHESHIRE LANE, MINNETONKA, MN (https://www.google.com/maps/place/110%20CHESHIRE%20LANE,MINNETONKA,MN)	Graph	2	\$96,090.00	\$96,090.00	\$96,090.00	\$96,090.00
Totals	Graph	2	\$96,090.00	\$96,090.00	\$96,090.00	\$96,090.00

Employer Name/Worksite Address	Graph	Count	Mean Wage	Median Wage	Lowest Wage	Highest Wage
--------------------------------	-------	-------	-----------	-------------	-------------	--------------

Employer Name/Worksite Address	Graph	Count	Mean Wage	Median Wage	Lowest Wage	Highest Wage
MEDNET SOLUTIONS, INC., 110 CHESHIRE LANE, MINNETONKA, MN (https://www.google.com/maps/place/110%20CHESHIRE%20LANE,MINNETONKA,MN)	Graph	2	\$96,090.00	\$96,090.00	\$96,090.00	\$96,090.00
Totals	Graph	2	\$96,090.00	\$96,090.00	\$96,090.00	\$96,090.00

Latitude: 44.976629 Longitude: -93.268396

Employer Name/Worksite Address	Graph	Count	Mean Wage	Median Wage	Lowest Wage	Highest Wage
ERNST & YOUNG U.S. LLP, 220 S. SIXTH STREET, MINNEAPOLIS, MN (https://www.google.com/maps/place/220%20S.%20SIXTH%20STREET,MINNEAPOLIS,MN)	Graph	1	\$97,725.51	\$97,725.51	\$97,725.51	\$97,725.51
Totals	Graph	1	\$97,725.51	\$97,725.51	\$97,725.51	\$97,725.51

Latitude: 44.97665 Longitude: -93.262259

Employer Name/Worksite Address	Graph	Count	Mean Wage	Median Wage	Lowest Wage	Highest Wage
EMINENT SOFTWARE SERVICES, 550 S. 4TH ST., MINNEAPOLIS, MN (https://www.google.com/maps/place/550%20S.%204TH%20ST.,MINNEAPOLIS,MN)	Graph	1	\$78,000.00	\$78,000.00	\$78,000.00	\$78,000.00
EMPOWER PROFESSIONALS, 550 4TH ST. S, MINNEAPOLIS, MN (https://www.google.com/maps/place/550%204TH%20ST.%20S,MINNEAPOLIS,MN)	Graph	1	\$64,600.00	\$64,600.00	\$64,600.00	\$64,600.00
JAVEN TECHNOLOGIES, INC., 550 S 4TH ST., MINNEAPOLIS, MN (https://www.google.com/maps/place/550%20S%204TH%20ST.,MINNEAPOLIS,MN)	Graph	1	\$80,000.00	\$80,000.00	\$80,000.00	\$80,000.00
ERP ANALYSTS, INC., 550 S. 4TH STREET, MINNEAPOLIS, MN (https://www.google.com/maps/place/550%20S.%204TH%20STREET,MINNEAPOLIS,MN)	Graph	6	\$92,964.00	\$80,995.00	\$65,000.00	\$148,000.00
DELOITTE CONSULTING LLP, 550 S 4TH ST, MINNEAPOLIS, MN (https://www.google.com/maps/place/550%20S%204TH%20ST,MINNEAPOLIS,MN)	Graph	17	\$99,647.06	\$104,000.00	\$65,000.00	\$104,000.00
KFORCE INC., 550 S 4TH STREET, MINNEAPOLIS, MN (https://www.google.com/maps/place/550%20S%204TH%20STREET,MINNEAPOLIS,MN)	Graph	23	\$73,803.48	\$68,880.00	\$66,560.00	\$145,600.00
Totals	Graph	49	\$85,140.08	\$74,880.00	\$64,600.00	\$148,000.00

Latitude: 44.97666 Longitude: -93.26847

Employer Name/Worksite Address	Graph	Count	Mean Wage	Median Wage	Lowest Wage	Highest Wage
U.S. BANK NATIONAL ASSOCIATION, 200 S. 6TH STREET, MINNEAPOLIS, MN (https://www.google.com/maps/place/200%20S.%206TH%20STREET,MINNEAPOLIS,MN)	Graph	1	\$92,700.00	\$92,700.00	\$92,700.00	\$92,700.00
WIPRO LLC, 200 S 6TH STREET, MINNEAPOLIS, MN (https://www.google.com/maps/place/200%20S%206TH%20STREET,MINNEAPOLIS,MN)	Graph	2	\$64,522.00	\$64,522.00	\$64,522.00	\$64,522.00
WIPRO LIMITED, 200 S 6TH ST, MINNEAPOLIS, MN (https://www.google.com/maps/place/200%20S%206TH%20ST,MINNEAPOLIS,MN)	Graph	24	\$68,046.58	\$64,522.00	\$64,522.00	\$77,771.00
Totals	Graph	27	\$68,698.59	\$64,522.00	\$64,522.00	\$92,700.00

Latitude: 44.97666 Longitude: -93.268383

Employer Name/Employer Address	Graph	Count	Mean Wage	Median Wage	Lowest Wage
CLIFTONLARSONALLEN LLP, 220 SOUTH SIXTH STREET, SUITE 300, MINNEAPOLIS, MN (https://www.google.com/maps/place/220%20SOUTH%20SIXTH%20STREET,%20SUITE%20300,MINNEAPOLIS,MN)	Graph	1	\$108,264.00	\$108,264.00	\$108,264.00
Totals	Graph	1	\$108,264.00	\$108,264.00	\$108,264.00

Employer Name/Worksite Address	Graph	Count	Mean Wage	Median Wage	Lowest Wage
CLIFTONLARSONALLEN LLP, 220 SOUTH SIXTH STREET, SUITE 300, MINNEAPOLIS, MN (https://www.google.com/maps/place/220%20SOUTH%20SIXTH%20STREET,%20SUITE%20300,MINNEAPOLIS,MN)	Graph	1	\$108,264.00	\$108,264.00	\$108,264.00

Employer Name/Worksite Address	Graph	Count	Mean Wage	Median Wage	Lowest Wage
ERNST & YOUNG U.S. LLP, 220 SOUTH SIXTH STREET, MINNEAPOLIS, MN (https://www.google.com/maps/place/220%20SOUTH%20SIXTH%20STREET,MINNEAPOLIS,MN)	Graph	787	\$53,846.98	\$54,870.40	\$49,150.40
Totals	Graph	788	\$53,916.04	\$54,870.40	\$49,150.40

Latitude: 44.976758 Longitude: -93.268616

Employer Name/Employer Address	Graph	Count	Mean Wage	Median Wage	Lowest Wage	Highest Wage
FREDRIKSON & BYRON, P.A., 200 SOUTH SIXTH STREET, MINNEAPOLIS, MN (https://www.google.com/maps/place/200%20SOUTH%20SIXTH%20STREET,MINNEAPOLIS,MN)	Graph	1	\$85,000.00	\$85,000.00	\$85,000.00	\$85,000.00
Totals	Graph	1	\$85,000.00	\$85,000.00	\$85,000.00	\$85,000.00

Employer Name/Worksite Address	Graph	Count	Mean Wage	Median Wage	Lowest Wage
FREDRIKSON & BYRON, P.A., 200 SOUTH SIXTH STREET, SUITE 4000, MINNEAPOLIS, MN (https://www.google.com/maps/place/200%20SOUTH%20SIXTH%20STREET,%20SUITE%204000,MINNEAPOLIS,MN)	Graph	1	\$85,000.00	\$85,000.00	\$85,000.00
GRANT THORNTON LLP, 200 SOUTH 6TH STREET, SUITE 1400, MINNEAPOLIS, MN (https://www.google.com/maps/place/200%20SOUTH%206TH%20STREET,%20SUITE%201400,MINNEAPOLIS,MN)	Graph	1	\$105,000.00	\$105,000.00	\$105,000.00
U.S. BANK NATIONAL ASSOCIATION, 200 SOUTH 6TH STREET, 26TH FLOOR, MINNEAPOLIS, MN (https://www.google.com/maps/place/200%20SOUTH%206TH%20STREET,%2026TH%20FLOOR,MINNEAPOLIS,MN)	Graph	1	\$91,411.00	\$91,411.00	\$91,411.00
U.S. BANK NATIONAL ASSOCIATION, 200 SOUTH SIXTH STREET, MINNEAPOLIS, MN (https://www.google.com/maps/place/200%20SOUTH%20SIXTH%20STREET,MINNEAPOLIS,MN)	Graph	3	\$87,883.67	\$92,800.00	\$77,771.00
VARNAR INC, 200 SOUTH 6TH STREET, MINNEAPOLIS, MN (https://www.google.com/maps/place/200%20SOUTH%206TH%20STREET,MINNEAPOLIS,MN)	Graph	7	\$72,535.00	\$65,000.00	\$60,000.00
Totals	Graph	13	\$80,985.15	\$85,000.00	\$60,000.00

Latitude: 44.976764 Longitude: -93.467553

Employer Name/Worksite Address	Graph	Count	Mean Wage	Median Wage	Lowest Wage	Highest Wage
ACCENTURE LLP, 250 CARLSON PARKWAY, MINNETONKA, MN (https://www.google.com/maps/place/250%20CARLSON%20PARKWAY,MINNETONKA,MN)	Graph	1	\$163,405.00	\$163,405.00	\$163,405.00	\$163,405.00
Totals	Graph	1	\$163,405.00	\$163,405.00	\$163,405.00	\$163,405.00

Latitude: 44.976936 Longitude: -93.264878

Employer Name/Employer Address	Graph	Count	Mean Wage	Median Wage	Lowest Wage	Highest Wage
PINNAKL EDGE LLC, 400 SOUTH 4TH STREET, MINNEAPOLIS, MN (https://www.google.com/maps/place/400%20SOUTH%204TH%20STREET,MINNEAPOLIS,MN)	Graph	3	\$64,000.33	\$64,500.00	\$63,000.00	\$64,501.00
Totals	Graph	3	\$64,000.33	\$64,500.00	\$63,000.00	\$64,501.00

Employer Name/Worksite Address	Graph	Count	Mean Wage	Median Wage	Lowest Wage	Highest Wage
PHDATA, INC., 400 S. 4TH ST., SUITE 401, MN (https://www.google.com/maps/place/400%20S.%204TH%20ST.,SUITE%20401,MN)	Graph	1	\$65,000.00	\$65,000.00	\$65,000.00	\$65,000.00
PHDATA, INC., 400 S. 4TH ST., MINNEAPOLIS, MN (https://www.google.com/maps/place/400%20S.%204TH%20ST.,MINNEAPOLIS,MN)	Graph	4	\$74,000.00	\$75,000.00	\$65,000.00	\$78,000.00
ORACLE AMERICA, INC, 400 S 4TH ST. STE 401, MINNEAPOLIS, MN (https://www.google.com/maps/place/400%20S%204TH%20ST.%20STE%20401,MINNEAPOLIS,MN)	Graph	10	\$104,291.00	\$104,291.00	\$104,291.00	\$104,291.00
Totals	Graph	15	\$93,594.00	\$104,291.00	\$65,000.00	\$104,291.00

Latitude: 44.977051 Longitude: -93.270304

Employer Name/Worksite Address	Graph	Count	Mean Wage	Median Wage	Lowest Wage	Highest Wage
KBR GLOBAL IT SOLUTIONS, LLC, 625 MARQUETTE AVE, MINNEAPOLIS, MN (https://www.google.com/maps/place/625%20MARQUETTE%20AVE,MINNEAPOLIS,MN)	Graph	1	\$90,000.00	\$90,000.00	\$90,000.00	\$90,000.00
Totals	Graph	1	\$90,000.00	\$90,000.00	\$90,000.00	\$90,000.00

Latitude: 44.977095 Longitude: -93.272601

Employer Name/Employer Address	Graph	Count	Mean Wage	Median Wage	Lowest Wage	Highest Wage
SULLIVAN COTTER AND ASSOCIATES, 90 S. SEVENTH STREET, MINNEAPOLIS, MN (https://www.google.com/maps/place/90%20S.%20SEVENTH%20STREET,MINNEAPOLIS,MN)	Graph	1	\$58,710.00	\$58,710.00	\$58,710.00	\$58,710.00
SULLIVAN, COTTER AND ASSOCIATES, INC., 90 S. SEVENTH STREET, MINNEAPOLIS, MN (https://www.google.com/maps/place/90%20S.%20SEVENTH%20STREET,MINNEAPOLIS,MN)	Graph	1	\$108,264.00	\$108,264.00	\$108,264.00	\$108,264.00
Totals	Graph	2	\$83,487.00	\$58,710.00	\$58,710.00	\$108,264.00

Employer Name/Worksite Address	Graph	Count	Mean Wage	Median Wage	Lowest Wage	Highest Wage
DELIGHT CONSULTING SERVICES LLC., 90 S. SEVENTH ST, STE 3750, MINNEAPOLIS, MN (https://www.google.com/maps/place/90%20S.%20SEVENTH%20ST,STE%203750,MINNEAPOLIS,MN)	Graph	1	\$63,000.00	\$63,000.00	\$63,000.00	\$63,000.00
KPMG LLP, 90 S 7TH ST # 4200, MINNEAPOLIS, MN (https://www.google.com/maps/place/90%20S%207TH%20ST%20#%204200,MINNEAPOLIS,MN)	Graph	1	\$73,000.00	\$73,000.00	\$73,000.00	\$73,000.00
KPMG LLP, 90 S 7TH ST, MINNEAPOLIS, MN (https://www.google.com/maps/place/90%20S%207TH%20ST,MINNEAPOLIS,MN)	Graph	1	\$104,936.00	\$104,936.00	\$104,936.00	\$104,936.00
SULLIVAN COTTER AND ASSOCIATES, 90 S 7TH STREET, MINNEAPOLIS, MN (https://www.google.com/maps/place/90%20S%207TH%20STREET,MINNEAPOLIS,MN)	Graph	2	\$83,487.00	\$58,710.00	\$58,710.00	\$108,264.00
Totals	Graph	5	\$81,582.00	\$73,000.00	\$58,710.00	\$108,264.00

Latitude: 44.977204 Longitude: -93.269755

Employer Name/Employer Address	Graph	Count	Mean Wage	Median Wage	Lowest Wage	Highest Wage
MAKE, LLC, 120 S. 6TH ST., MINNEAPOLIS, MN (https://www.google.com/maps/place/120%20S.%206TH%20ST.,MINNEAPOLIS,MN)	Graph	1	\$38,792.00	\$38,792.00	\$38,792.00	\$38,792.00
Totals	Graph	1	\$38,792.00	\$38,792.00	\$38,792.00	\$38,792.00

Employer Name/Worksite Address	Graph	Count	Mean Wage	Median Wage	Lowest Wage	Highest Wage
MAKE, LLC, 120 S. 6TH ST., MINNEAPOLIS, MN (https://www.google.com/maps/place/120%20S.%206TH%20ST.,MINNEAPOLIS,MN)	Graph	1	\$38,792.00	\$38,792.00	\$38,792.00	\$38,792.00
Totals	Graph	1	\$38,792.00	\$38,792.00	\$38,792.00	\$38,792.00

Latitude: 44.977234 Longitude: -93.269738

Employer Name/Employer Address	Graph	Count	Mean Wage	Median Wage	Lowest Wage	Highest Wage
SOO LINE RAILROAD COMPANY, 120 SOUTH SIXTH STREET, MINNEAPOLIS, MN (https://www.google.com/maps/place/120%20SOUTH%20SIXTH%20STREET,MINNEAPOLIS,MN)	Graph	2	\$95,950.00	\$95,000.00	\$95,000.00	\$96,900.00
Totals	Graph	2	\$95,950.00	\$95,000.00	\$95,000.00	\$96,900.00

Employer Name/Worksite Address	Graph	Count	Mean Wage	Median Wage	Lowest Wage	Highest Wage
SOO LINE RAILROAD COMPANY, 120 SOUTH SIXTH STREET, MINNEAPOLIS, MN (https://www.google.com/maps/place/120%20SOUTH%20SIXTH%20STREET,MINNEAPOLIS,MN)	Graph	2	\$95,950.00	\$95,000.00	\$95,000.00	\$96,900.00
Totals	Graph	2	\$95,950.00	\$95,000.00	\$95,000.00	\$96,900.00

Latitude: 44.97732 Longitude: -93.258832

Employer Name/Employer Address	Graph	Count	Mean Wage	Median Wage	Lowest Wage	Highest Wage
ALLIANT ENGINEERING, INC., 233 PARK AVENUE SOUTH, MINNEAPOLIS, MN (https://www.google.com/maps/place/233%20PARK%20AVENUE%20SOUTH,MINNEAPOLIS,MN)	Graph	2	\$61,006.40	\$61,006.40	\$61,006.40	\$61,006.40
Totals	Graph	2	\$61,006.40	\$61,006.40	\$61,006.40	\$61,006.40

Employer Name/Worksite Address	Graph	Count	Mean Wage	Median Wage	Lowest Wage	Highest Wage
ALLIANT ENGINEERING, INC., 233 PARK AVENUE SOUTH, MINNEAPOLIS, MN (https://www.google.com/maps/place/233%20PARK%20AVENUE%20SOUTH,MINNEAPOLIS,MN)	Graph	2	\$61,006.40	\$61,006.40	\$61,006.40	\$61,006.40
Totals	Graph	2	\$61,006.40	\$61,006.40	\$61,006.40	\$61,006.40

Latitude: 44.977466 Longitude: -93.040104

Employer Name/Worksite Address	Graph	Count	Mean Wage	Median Wage	Lowest Wage	Highest Wage
CONSULTING PROFESSIONALS, LLC, 1430 MARYLAND AVE, E, SAINT PAUL, MN (https://www.google.com/maps/place/1430%20MARYLAND%20AVE,%20E,SAINT%20PAUL,MN)	Graph	1	\$64,522.00	\$64,522.00	\$64,522.00	\$64,522.00
GCOM SOFTWARE, INC., 1430 MARYLAND AVENUE EAST, ST.PAUL, MN (https://www.google.com/maps/place/1430%20MARYLAND%20AVENUE%20EAST,ST.PAUL,MN)	Graph	1	\$110,000.00	\$110,000.00	\$110,000.00	\$110,000.00
GENIUS MINDS LLC, 1430 MARYLAND AVE E, ST. PAUL, MN (https://www.google.com/maps/place/1430%20MARYLAND%20AVE%20E,ST.%20PAUL,MN)	Graph	1	\$65,000.00	\$65,000.00	\$65,000.00	\$65,000.00
IFUSION INC, 1430 MARYLAND AVE E, ST PAUL, MN (https://www.google.com/maps/place/1430%20MARYLAND%20AVE%20E,ST%20PAUL,MN)	Graph	1	\$78,000.00	\$78,000.00	\$78,000.00	\$78,000.00
LOGIC PLANET, INC., 1430 MARYLAND AVENUE EAST, SAINT PAUL, MN (https://www.google.com/maps/place/1430%20MARYLAND%20AVENUE%20EAST,SAINT%20PAUL,MN)	Graph	1	\$60,000.00	\$60,000.00	\$60,000.00	\$60,000.00
PLANET-P INC., 1430 MARYLAND AVENUE EAST, ST. PAUL, MN (https://www.google.com/maps/place/1430%20MARYLAND%20AVENUE%20EAST,ST.%20PAUL,MN)	Graph	1	\$65,000.00	\$65,000.00	\$65,000.00	\$65,000.00
Totals	Graph	6	\$73,753.67	\$65,000.00	\$60,000.00	\$110,000.00

Latitude: 44.977504 Longitude: -93.273885

Employer Name/Employer Address	Graph	Count	Mean Wage	Median Wage	Lowest Wage	Highest Wage
HAWORTH MARKETING & MEDIA COMPANY, 45 S 7TH STREET, MINNEAPOLIS, MN (https://www.google.com/maps/place/45%20S%207TH%20STREET,MINNEAPOLIS,MN)	Graph	2	\$60,778.00	\$60,778.00	\$60,778.00	\$60,778.00
Totals	Graph	2	\$60,778.00	\$60,778.00	\$60,778.00	\$60,778.00

Employer Name/Worksite Address	Graph	Count	Mean Wage	Median Wage	Lowest Wage	Highest Wage
PRICEWATERHOUSECOOPERS ADVISORY SERVICES LLC, 45 S. 7TH STREET, MINNEAPOLIS, MN (https://www.google.com/maps/place/45%20S.%207TH%20STREET,MINNEAPOLIS,MN)	Graph	1	\$78,000.00	\$78,000.00	\$78,000.00	\$78,000.00
HAWORTH MARKETING & MEDIA COMPANY, 45 S 7TH STREET, MINNEAPOLIS, MN (https://www.google.com/maps/place/45%20S%207TH%20STREET,MINNEAPOLIS,MN)	Graph	3	\$70,518.67	\$60,778.00	\$60,778.00	\$90,000.00
Totals	Graph	4	\$72,389.00	\$60,778.00	\$60,778.00	\$90,000.00

Latitude: 44.977553 Longitude: -93.272158

Employer Name/Employer Address	Graph	Count	Mean Wage	Median Wage	Lowest Wage	Highest Wage
PAULY, DEVRIES SMITH & DEFFNER, L.L.C., 121 SOUTH 8TH STREET, SUITE 900, MINNEAPOLIS, MN (https://www.google.com/maps/place/121%20SOUTH%208TH%20STREET,%20SUITE%20900,MINNEAPOLIS,MN)	Graph	2	\$96,876.00	\$96,876.00	\$96,876.00	\$96,876.00
Totals	Graph	2	\$96,876.00	\$96,876.00	\$96,876.00	\$96,876.00

Employer Name/Worksite Address	Graph	Count	Mean Wage	Median Wage	Lowest Wage	Highest Wage
PAULY, DEVRIES SMITH & DEFFNER, L.L.C., 121 SOUTH 8TH STREET, MINNEAPOLIS, MN (https://www.google.com/maps/place/121%20SOUTH%208TH%20STREET,MINNEAPOLIS,MN)	Graph	2	\$96,876.00	\$96,876.00	\$96,876.00	\$96,876.00
Totals	Graph	2	\$96,876.00	\$96,876.00	\$96,876.00	\$96,876.00

Latitude: 44.977597 Longitude: -93.039806

Employer Name/Worksite Address	Graph	Count	Mean Wage	Median Wage	Lowest Wage	Highest Wage
IFUSION INC, 1430 MARYLAND AVE, ST PAUL, MN (https://www.google.com/maps/place/1430%20%20MARYLAND%20AVE,ST%20PAUL,MN)	Graph	1	\$78,000.00	\$78,000.00	\$78,000.00	\$78,000.00
Totals	Graph	1	\$78,000.00	\$78,000.00	\$78,000.00	\$78,000.00

Latitude: 44.977607 Longitude: -93.235563

Employer Name/Worksite Address	Graph	Count	Mean Wage	Median Wage	Lowest Wage	Highest Wage
E-IT PROFESSIONALS CORP., 231 PILLSBURY DR SE, MINNEAPOLIS, MN (https://www.google.com/maps/place/231%20PILLSBURY%20DR%20SE,MINNEAPOLIS,MN)	Graph	1	\$99,000.00	\$99,000.00	\$99,000.00	\$99,000.00
Totals	Graph	1	\$99,000.00	\$99,000.00	\$99,000.00	\$99,000.00

Latitude: 44.97762 Longitude: -93.267653

Employer Name/Worksite Address	Graph	Count	Mean Wage	Median Wage	Lowest Wage	Highest Wage
TATA CONSULTANCY SERVICES LIMITED, 200 S 5TH ST., MINNEAPOLIS, MN (https://www.google.com/maps/place/200%20S%205TH%20ST,,MINNEAPOLIS,MN)	Graph	2	\$60,100.00	\$60,100.00	\$60,100.00	\$60,100.00
TATA CONSULTANCY SERVICES LIMITED, 200 SOUTH 5TH STREET, MINNEAPOLIS, MN (https://www.google.com/maps/place/200%20SOUTH%205TH%20STREET,MINNEAPOLIS,MN)	Graph	2	\$60,700.00	\$60,700.00	\$60,700.00	\$60,700.00
TATA CONSULTANCY SERVICES LIMITED, 200 S 5TH STREET, MINNEAPOLIS, MN (https://www.google.com/maps/place/200%20S%205TH%20STREET,MINNEAPOLIS,MN)	Graph	5	\$62,228.80	\$60,700.00	\$60,700.00	\$64,522.00
TATA CONSULTANCY SERVICES LIMITED, 200 S 5TH ST, MINNEAPOLIS, MN (https://www.google.com/maps/place/200%20S%205TH%20ST,MINNEAPOLIS,MN)	Graph	7	\$60,315.89	\$60,700.00	\$58,011.20	\$60,700.00
Totals	Graph	16	\$60,934.70	\$60,700.00	\$58,011.20	\$64,522.00

Latitude: 44.977647 Longitude: -93.270709

Employer Name/Employer Address	Graph	Count	Mean Wage	Median Wage	Lowest Wage	Highest Wage
STEVEN J. EGGEN + ASSOCIATES PLLC, 60 SOUTH 6TH STREET, MINNEAPOLIS, MN (https://www.google.com/maps/place/60%20SOUTH%206TH%20STREET,MINNEAPOLIS,MN)	Graph	1	\$65,000.00	\$65,000.00	\$65,000.00	\$65,000.00
RBC CAPITAL MARKETS, LLC (WEALTH MANAGEMENT), 60 SOUTH 6TH STREET, MINNEAPOLIS, MN (https://www.google.com/maps/place/60%20SOUTH%206TH%20STREET,MINNEAPOLIS,MN)	Graph	20	\$84,275.00	\$80,550.00	\$80,550.00	\$88,000.00
Totals	Graph	21	\$83,357.14	\$80,550.00	\$65,000.00	\$88,000.00

Employer Name/Worksite Address	Graph	Count	Mean Wage	Median Wage	Lowest Wage	Highest Wage
GLOBULE-TECH, LLC, 60 S 6TH STREET, MINNEAPOLIS, MN (https://www.google.com/maps/place/60%20S%206TH%20STREET,MINNEAPOLIS,MN)	Graph	1	\$98,000.00	\$98,000.00	\$98,000.00	\$98,000.00
LANCESOFT, INC., 60 SOUTH 6TH STREET,, MINNEAPOLIS, MN (https://www.google.com/maps/place/60%20SOUTH%206TH%20STREET,,MINNEAPOLIS,MN)	Graph	1	\$80,000.00	\$80,000.00	\$80,000.00	\$80,000.00
NORTON ROSE FULBRIGHT US LLP, 60 SOUTH SIXTH STREET, MINNEAPOLIS, MN (https://www.google.com/maps/place/60%20SOUTH%20SIXTH%20STREET,MINNEAPOLIS,MN)	Graph	1	\$145,000.00	\$145,000.00	\$145,000.00	\$145,000.00

Employer Name/Worksite Address	Graph	Count	Mean Wage	Median Wage	Lowest Wage	Highest Wage
TATA CONSULTANCY SERVICES LIMITED, 60 SOUTH 6TH ST, MINNEAPOLIS, MN (https://www.google.com/maps/place/60%20SOUTH%206TH%20ST,MINNEAPOLIS,MN)	Graph	1	\$68,557.00	\$68,557.00	\$68,557.00	\$68,557.00
TATA CONSULTANCY SERVICES LIMITED, 60 SOUTH 6TH STREET, MINNEAPOLIS, MN (https://www.google.com/maps/place/60%20SOUTH%206TH%20STREET,MINNEAPOLIS,MN)	Graph	45	\$83,193.82	\$83,467.00	\$62,733.00	\$88,000.00
Totals	Graph	49	\$84,393.45	\$83,467.00	\$62,733.00	\$145,000.00

Latitude: 44.977807 Longitude: -93.271173

Employer Name/Employer Address	Graph	Count	Mean Wage	Median Wage	Lowest Wage	Highest Wage
ARBOR PHILANTHROPY LLC, 60 S 6TH STREET, MINNEAPOLIS, MN (https://www.google.com/maps/place/60%20S%206TH%20STREET,MINNEAPOLIS,MN)	Graph	1	\$39,769.60	\$39,769.60	\$39,769.60	\$39,769.60
Totals	Graph	1	\$39,769.60	\$39,769.60	\$39,769.60	\$39,769.60

Employer Name/Worksite Address	Graph	Count	Mean Wage	Median Wage	Lowest Wage	Highest Wage
CAPGEMINI AMERICA INC, 60 S 6TH STREET, MINNEAPOLIS, MN (https://www.google.com/maps/place/60%20S%206TH%20STREET,MINNEAPOLIS,MN)	Graph	6	\$86,019.27	\$78,707.00	\$39,769.60	\$136,890.00
CAPGEMINI AMERICA INC, 60 S 6TH ST, MINNEAPOLIS, MN (https://www.google.com/maps/place/60%20S%206TH%20ST,MINNEAPOLIS,MN)	Graph	53	\$73,321.94	\$73,400.00	\$60,000.00	\$92,900.00
Totals	Graph	59	\$74,613.20	\$73,400.00	\$39,769.60	\$136,890.00

Latitude: 44.977821 Longitude: -93.271206

Employer Name/Worksite Address	Graph	Count	Mean Wage	Median Wage	Lowest Wage	Highest Wage
IT TOPSPOT LLC, 33 S 6TH, MINNEAPOLIS, MN (https://www.google.com/maps/place/33%20S%206TH,MINNEAPOLIS,MN)	Graph	1	\$65,000.00	\$65,000.00	\$65,000.00	\$65,000.00
PRO-TEK CONSULTING, 33 S. 6TH ST, MINNEAPOLIS, MN (https://www.google.com/maps/place/33%20S.%206TH%20ST,MINNEAPOLIS,MN)	Graph	1	\$75,000.00	\$75,000.00	\$75,000.00	\$75,000.00
TECHNOSOFT CORPORATION, 33 S 6TH ST., MINNEAPOLIS, MN (https://www.google.com/maps/place/33%20S%206TH%20ST.,MINNEAPOLIS,MN)	Graph	1	\$78,000.00	\$78,000.00	\$78,000.00	\$78,000.00
TATA CONSULTANCY SERVICES LIMITED, 33 S 6TH STREET, MINNEAPOLIS, MN (https://www.google.com/maps/place/33%20S%206TH%20STREET,MINNEAPOLIS,MN)	Graph	5	\$70,715.60	\$68,557.00	\$60,700.00	\$93,621.00
MASTECH DIGITAL TECHNOLOGIES, INC., A MASTECH DIGITAL, INC. COMPANY, 33 S 6TH ST., MINNEAPOLIS, MN (https://www.google.com/maps/place/33%20S%206TH%20ST.,MINNEAPOLIS,MN)	Graph	6	\$93,080.00	\$93,080.00	\$93,080.00	\$93,080.00
INFOSYS LIMITED, 33 S 6TH ST, MINNEAPOLIS, MN (https://www.google.com/maps/place/33%20S%206TH%20ST,MINNEAPOLIS,MN)	Graph	11	\$85,482.91	\$93,080.00	\$60,700.00	\$121,518.00
TARGET ENTERPRISE, INC., 33 S. 6TH STREET, MINNEAPOLIS, MN (https://www.google.com/maps/place/33%20S.%206TH%20STREET,MINNEAPOLIS,MN)	Graph	12	\$98,902.92	\$85,904.00	\$74,027.00	\$145,000.00
Totals	Graph	37	\$88,032.57	\$93,080.00	\$60,700.00	\$145,000.00

Latitude: 44.978036 Longitude: -93.185691

Employer Name/Worksite Address	Graph	Count	Mean Wage	Median Wage	Lowest Wage	Highest Wage
CARBON BLACK, INC., 1238 GIBBS AVENUE, FALCON HEIGHTS, MN (https://www.google.com/maps/place/1238%20GIBBS%20AVENUE,FALCON%20HEIGHTS,MN)	Graph	1	\$72,000.00	\$72,000.00	\$72,000.00	\$72,000.00
Totals	Graph	1	\$72,000.00	\$72,000.00	\$72,000.00	\$72,000.00

Latitude: 44.978045 Longitude: -93.269326

Employer Name/Employer Address	Graph	Count	Mean Wage	Median Wage	Lowest Wage	Highest Wage
MEYER, BORGMAN & JOHNSON, INC., 510 MARQUETTE AVENUE, MINNEAPOLIS, MN (https://www.google.com/maps/place/510%20MARQUETTE%20AVENUE,MINNEAPOLIS,MN)	Graph	2	\$65,967.00	\$59,696.00	\$59,696.00	\$72,238.00
Totals	Graph	2	\$65,967.00	\$59,696.00	\$59,696.00	\$72,238.00

Employer Name/Worksite Address	Graph	Count	Mean Wage	Median Wage	Lowest Wage	Highest Wage
MEYER, BORGMAN & JOHNSON, INC., 510 MARQUETTE AVENUE, MINNEAPOLIS, MN (https://www.google.com/maps/place/510%20MARQUETTE%20AVENUE,MINNEAPOLIS,MN)	Graph	2	\$65,967.00	\$59,696.00	\$59,696.00	\$72,238.00
Totals	Graph	2	\$65,967.00	\$59,696.00	\$59,696.00	\$72,238.00

Latitude: 44.978054 Longitude: -93.271747

Employer Name/Worksite Address	Graph	Count	Mean Wage	Median Wage	Lowest Wage	Highest Wage
DELOITTE CONSULTING LLP, 50 S 6TH ST, MINNEAPOLIS, MN (https://www.google.com/maps/place/50%20S%206TH%20ST,MINNEAPOLIS,MN)	Graph	3	\$93,995.00	\$93,995.00	\$93,995.00	\$93,995.00
DELOITTE CONSULTING LLP, 50 S 6TH STREET, SUITE 2800, MINNEAPOLIS, MN (https://www.google.com/maps/place/50%20S%206TH%20STREET,%20SUITE%202800,MINNEAPOLIS,MN)	Graph	3	\$99,195.00	\$99,195.00	\$99,195.00	\$99,195.00
DELOITTE & TOUCHE LLP, 50 S. 6TH ST., MINNEAPOLIS, MN (https://www.google.com/maps/place/50%20S.%206TH%20ST.,MINNEAPOLIS,MN)	Graph	15	\$64,501.00	\$64,501.00	\$64,501.00	\$64,501.00
DELOITTE & TOUCHE LLP, 50 S 6TH ST., MINNEAPOLIS, MN (https://www.google.com/maps/place/50%20S%206TH%20ST.,MINNEAPOLIS,MN)	Graph	33	\$76,327.27	\$94,100.00	\$55,000.00	\$94,100.00
DELOITTE TAX LLP, 50 S. 6TH STREET, MINNEAPOLIS, MN (https://www.google.com/maps/place/50%20S.%206TH%20STREET,MINNEAPOLIS,MN)	Graph	45	\$65,554.67	\$53,664.00	\$53,000.00	\$90,000.00
DELOITTE TAX LLP, 50 S 6TH STREET, MINNEAPOLIS, MN (https://www.google.com/maps/place/50%20S%206TH%20STREET,MINNEAPOLIS,MN)	Graph	726	\$70,773.99	\$65,000.00	\$51,000.00	\$137,000.00
Totals	Graph	825	\$70,785.17	\$64,501.00	\$51,000.00	\$137,000.00

Latitude: 44.978152 Longitude: -93.261869

Employer Name/Worksite Address	Graph	Count	Mean Wage	Median Wage	Lowest Wage	Highest Wage
18 8 SOLUTIONS INC., 420 NORTH 5TH STREET, MINNEAPOLIS, MN (https://www.google.com/maps/place/420%20NORTH%205TH%20STREET,MINNEAPOLIS,MN)	Graph	3	\$206,883.73	\$77,917.00	\$65,707.00	\$477,027.20
NATIONAL MARROW DONOR PROGRAM, 500 NORTH 5TH STREET, MINNEAPOLIS, MN (https://www.google.com/maps/place/500%20NORTH%205TH%20STREET,MINNEAPOLIS,MN)	Graph	10	\$95,893.90	\$90,000.00	\$56,181.00	\$129,758.00
Totals	Graph	13	\$121,506.94	\$90,000.00	\$56,181.00	\$477,027.20

Latitude: 44.978192 Longitude: -93.232216

Employer Name/Worksite Address	Graph	Count	Mean Wage	Median Wage	Lowest Wage	Highest Wage
UNIVERSITY OF MINNESOTA, 331 17TH AVE SE, MINNEAPOLIS, MN (https://www.google.com/maps/place/331%2017TH%20AVE%20SE,MINNEAPOLIS,MN)	Graph	1	\$62,000.00	\$62,000.00	\$62,000.00	\$62,000.00
Totals	Graph	1	\$62,000.00	\$62,000.00	\$62,000.00	\$62,000.00

Latitude: 44.978206 Longitude: -93.269025

Employer Name/Worksite Address	Graph	Count	Mean Wage	Median Wage	Lowest Wage	Highest Wage
ESSENCE DIGITAL INC, 100 SOUTH 5TH STREET, MINNEAPOLIS, MN (https://www.google.com/maps/place/100%20SOUTH%205TH%20STREET,MINNEAPOLIS,MN)	Graph	1	\$45,000.00	\$45,000.00	\$45,000.00	\$45,000.00
GAIN THEORY LLC, 100 S. 5TH STREET, MINNEAPOLIS, MN (https://www.google.com/maps/place/100%20S.%205TH%20STREET,MINNEAPOLIS,MN)	Graph	1	\$55,000.00	\$55,000.00	\$55,000.00	\$55,000.00

Employer Name/Worksite Address	Graph	Count	Mean Wage	Median Wage	Lowest Wage	Highest Wage
CAPGEMINI AMERICA INC, 100 S 5TH ST, MINNEAPOLIS, MN (https://www.google.com/maps/place/100%20S%205TH%20ST,MINNEAPOLIS,MN)	Graph	4	\$64,300.00	\$60,000.00	\$60,000.00	\$68,600.00
Totals	Graph	6	\$59,533.33	\$60,000.00	\$45,000.00	\$68,600.00

Latitude: 44.978298 Longitude: -93.269218

Employer Name/Worksite Address	Graph	Count	Mean Wage	Median Wage	Lowest Wage
OCTAHEDRON LLC, 50 SOUTH 6TH ST #1500, MINNEAPOLIS, MN (https://www.google.com/maps/place/50%20SOUTH%206TH%20ST%20#1500,MINNEAPOLIS,MN)	Graph	1	\$63,606.00	\$63,606.00	\$63,606.00
DELOITTE & TOUCHE LLP, 50 SOUTH 6TH STREET, SUITE 2800, MINNEAPOLIS, MN (https://www.google.com/maps/place/50%20SOUTH%206TH%20STREET,%20SUITE%202800,MINNEAPOLIS,MN)	Graph	15	\$67,500.00	\$67,500.00	\$67,500.00
DELOITTE & TOUCHE LLP, 50 SOUTH SIXTH STREET, SUITE 2800, MINNEAPOLIS, MN (https://www.google.com/maps/place/50%20SOUTH%20SIXTH%20STREET,%20SUITE%202800,MINNEAPOLIS,MN)	Graph	15	\$137,000.00	\$137,000.00	\$137,000.00
DELOITTE CONSULTING LLP, 50 SOUTH 6TH ST., MINNEAPOLIS, MN (https://www.google.com/maps/place/50%20SOUTH%206TH%20ST.,MINNEAPOLIS,MN)	Graph	30	\$112,500.00	\$86,000.00	\$86,000.00
DELOITTE CONSULTING LLP, 50 SOUTH 6TH ST, MINNEAPOLIS, MN (https://www.google.com/maps/place/50%20SOUTH%206TH%20ST,MINNEAPOLIS,MN)	Graph	75	\$109,893.80	\$83,408.00	\$83,000.00
DELOITTE CONSULTING LLP, 50 SOUTH 6TH STREET, MINNEAPOLIS, MN (https://www.google.com/maps/place/50%20SOUTH%206TH%20STREET,MINNEAPOLIS,MN)	Graph	419	\$74,140.97	\$74,838.00	\$51,000.00
Totals	Graph	555	\$82,546.32	\$83,000.00	\$51,000.00

Latitude: 44.978398 Longitude: -93.464401

Employer Name/Employer Address	Graph	Count	Mean Wage	Median Wage	Lowest Wage
SRF CONSULTING GROUP, INC., ONE CARLSON PARKWAY NORTH, SUITE 150, MINNEAPOLIS, MN (https://www.google.com/maps/place/ONE%20CARLSON%20PARKWAY%20NORTH,%20SUITE%20150,MINNEAPOLIS,MN)	Graph	2	\$63,460.50	\$61,859.00	\$61,859.00
Totals	Graph	2	\$63,460.50	\$61,859.00	\$61,859.00

Employer Name/Worksite Address	Graph	Count	Mean Wage	Median Wage	Lowest Wage	Highest Wage
SRF CONSULTING GROUP, INC., ONE CARLSON PARKWAY N, MINNEAPOLIS, MN (https://www.google.com/maps/place/ONE%20CARLSON%20PARKWAY%20N,MINNEAPOLIS,MN)	Graph	2	\$63,460.50	\$61,859.00	\$61,859.00	\$65,062.00
Totals	Graph	2	\$63,460.50	\$61,859.00	\$61,859.00	\$65,062.00

Latitude: 44.978402 Longitude: -93.408283

Employer Name/Worksite Address	Graph	Count	Mean Wage	Median Wage	Lowest Wage	Highest Wage
CYMA SYSTEMS INC, 301 SHELARD PARKWAY, ST LOUIS PARK, MN (https://www.google.com/maps/place/301%20SHELARD%20PARKWAY,ST%20LOUIS%20PARK,MN)	Graph	1	\$60,000.00	\$60,000.00	\$60,000.00	\$60,000.00
Totals	Graph	1	\$60,000.00	\$60,000.00	\$60,000.00	\$60,000.00

Latitude: 44.978474 Longitude: -93.266896

Employer Name/Worksite Address	Graph	Count	Mean Wage	Median Wage	Lowest Wage	Highest Wage
MERRITT HOSPITALITY, LLC, 215 4TH STREET SOUTH, MINNEAPOLIS, MN (https://www.google.com/maps/place/215%204TH%20STREET%20SOUTH,MINNEAPOLIS,MN)	Graph	1	\$48,000.00	\$48,000.00	\$48,000.00	\$48,000.00
Totals	Graph	1	\$48,000.00	\$48,000.00	\$48,000.00	\$48,000.00

Latitude: 44.97867 Longitude: -93.270846

Employer Name/Worksite Address	Graph	Count	Mean Wage	Median Wage	Lowest Wage	Highest Wage
PARSONS BRINCKERHOFF, INC., 520 NICOLLET MALL, MINNEAPOLIS, MN (https://www.google.com/maps/place/520%20NICOLLET%20MALL,MINNEAPOLIS,MN)	Graph	2	\$59,696.00	\$59,696.00	\$59,696.00	\$59,696.00
Totals	Graph	2	\$59,696.00	\$59,696.00	\$59,696.00	\$59,696.00

Latitude: 44.978678 Longitude: -93.27045

Employer Name/Worksite Address	Graph	Count	Mean Wage	Median Wage	Lowest Wage	Highest Wage
TECHORBIT, INC., 10 SOUTH 5TH STREET, 7TH FLOOR,, MINNEAPOLIS, MN (https://www.google.com/maps/place/10%20SOUTH%205TH%20STREET,%207TH%20FLOOR,,MINNEAPOLIS,MN)	Graph	1	\$108,000.00	\$108,000.00	\$108,000.00	\$108,000.00
Totals	Graph	1	\$108,000.00	\$108,000.00	\$108,000.00	\$108,000.00

Latitude: 44.978722 Longitude: -93.273911

Employer Name/Employer Address	Graph	Count	Mean Wage	Median Wage	Lowest Wage	Highest Wage
MINNESOTA TIMBERWOLVES BASKETBALL LTD. PARTNERSHIP, 600 HENNEPIN AVENUE, MINNEAPOLIS, MN (https://www.google.com/maps/place/600%20HENNEPIN%20AVENUE,MINNEAPOLIS,MN)	Graph	2	\$67,500.00	\$55,000.00	\$55,000.00	\$80,000.00
Totals	Graph	2	\$67,500.00	\$55,000.00	\$55,000.00	\$80,000.00

Employer Name/Worksite Address	Graph	Count	Mean Wage	Median Wage	Lowest Wage	Highest Wage
MINNESOTA TIMBERWOLVES BASKETBALL LTD. PARTNERSHIP, 600 HENNEPIN AVENUE, MINNEAPOLIS, MN (https://www.google.com/maps/place/600%20HENNEPIN%20AVENUE,MINNEAPOLIS,MN)	Graph	2	\$67,500.00	\$55,000.00	\$55,000.00	\$80,000.00
Totals	Graph	2	\$67,500.00	\$55,000.00	\$55,000.00	\$80,000.00

Latitude: 44.978873 Longitude: -93.261574

Employer Name/Employer Address	Graph	Count	Mean Wage	Median Wage	Lowest Wage	Highest Wage
OLR AMERICA, INC., 1200 SOUTH WASHINGTON AVENUE, MINNEAPOLIS, MN (https://www.google.com/maps/place/1200%20SOUTH%20WASHINGTON%20AVENUE,MINNEAPOLIS,MN)	Graph	6	\$103,333.33	\$100,000.00	\$100,000.00	\$120,000.00
Totals	Graph	6	\$103,333.33	\$100,000.00	\$100,000.00	\$120,000.00

Employer Name/Worksite Address	Graph	Count	Mean Wage	Median Wage	Lowest Wage	Highest Wage
OLR AMERICA, INC., 1200 SOUTH WASHINGTON AVENUE, MINNEAPOLIS, MN (https://www.google.com/maps/place/1200%20SOUTH%20WASHINGTON%20AVENUE,MINNEAPOLIS,MN)	Graph	6	\$103,333.33	\$100,000.00	\$100,000.00	\$120,000.00
Totals	Graph	6	\$103,333.33	\$100,000.00	\$100,000.00	\$120,000.00

Latitude: 44.978979 Longitude: -93.400371

Employer Name/Worksite Address	Graph	Count	Mean Wage	Median Wage	Lowest Wage	Highest Wage
SYNAPSE TECH SERVICES LLC, 300 HWY 169 S, ST.LOUIS PARK, MN (https://www.google.com/maps/place/300%20HWY%20169%20S,ST.LOUIS%20PARK,MN)	Graph	2	\$65,000.00	\$65,000.00	\$65,000.00	\$65,000.00
Totals	Graph	2	\$65,000.00	\$65,000.00	\$65,000.00	\$65,000.00

Latitude: 44.979074 Longitude: -93.400371

Employer Name/Employer Address	Graph	Count	Mean Wage	Median Wage	Lowest Wage	Highest Wage
INTERNATIONAL PROJECTS CONSULTANCY SERVICES, INC, 600 SOUTH HIGHWAY 169, SUITE 1595, MINNEAPOLIS, MN (https://www.google.com/maps/place/600%20SOUTH%20HIGHWAY%20169,%20SUITE%201595,MINNEAPOLIS,MN)	Graph	3	\$86,618.13	\$88,462.40	\$77,771.20	\$93,000.00
Totals	Graph	3	\$86,618.13	\$88,462.40	\$77,771.20	\$93,000.00

Employer Name/Worksite Address	Graph	Count	Mean Wage	Median Wage	Lowest Wage	Highest Wage
INTERNATIONAL PROJECTS CONSULTANCY SERVICES, INC, 600 SOUTH HIGHWAY 169, MINNEAPOLIS, MN (https://www.google.com/maps/place/600%20SOUTH%20HIGHWAY%20169,MINNEAPOLIS,MN)	Graph	1	\$77,771.20	\$77,771.20	\$77,771.20	\$77,771.20
NORTH POINT IT CORP, 600 HWY-169, ST. LOUIS PARK, MN (https://www.google.com/maps/place/600%20HWY-169,ST.%20LOUIS%20PARK,MN)	Graph	1	\$78,000.00	\$78,000.00	\$78,000.00	\$78,000.00
NORTH POINT IT CORP, 600 HWY-169,, ST. LOUIS PARK, MN (https://www.google.com/maps/place/600%20HWY-169,,ST.%20LOUIS%20PARK,MN)	Graph	1	\$78,000.00	\$78,000.00	\$78,000.00	\$78,000.00
FIRST TEK , INC., 600 HIGHWAY 169 S, SAINT LOUIS PARK, MN (https://www.google.com/maps/place/600%20HIGHWAY%20169%20S,SAINT%20LOUIS%20PARK,MN)	Graph	5	\$71,590.20	\$69,992.00	\$64,501.00	\$80,000.00
Totals	Graph	8	\$73,965.27	\$77,771.20	\$64,501.00	\$80,000.00

Latitude: 44.979117 Longitude: -93.273366

Employer Name/Worksite Address	Graph	Count	Mean Wage	Median Wage	Lowest Wage	Highest Wage
TATA CONSULTANCY SERVICES LIMITED, 33 S SIXTH STREET,, MINNEAPOLIS, MN (https://www.google.com/maps/place/33%20S%20SIXTH%20STREET,,MINNEAPOLIS,MN)	Graph	10	\$63,037.40	\$60,700.00	\$60,700.00	\$69,576.00
Totals	Graph	10	\$63,037.40	\$60,700.00	\$60,700.00	\$69,576.00

Latitude: 44.979128 Longitude: -93.27033

Employer Name/Employer Address	Graph	Count	Mean Wage	Median Wage	Lowest Wage	Highest Wage
FAST BRIDGE LEARNING, LLC, 520 NICOLLET MALL, SUITE 910, MINNEAPOLIS, MN (https://www.google.com/maps/place/520%20NICOLLET%20MALL,%20SUITE%20910,MINNEAPOLIS,MN)	Graph	2	\$73,237.50	\$59,850.00	\$59,850.00	\$86,625.00
Totals	Graph	2	\$73,237.50	\$59,850.00	\$59,850.00	\$86,625.00

Employer Name/Worksite Address	Graph	Count	Mean Wage	Median Wage	Lowest Wage	Highest Wage
FAST BRIDGE LEARNING, LLC, 520 NICOLLET MALL, SUITE 910, MINNEAPOLIS, MN (https://www.google.com/maps/place/520%20NICOLLET%20MALL,%20SUITE%20910,MINNEAPOLIS,MN)	Graph	2	\$73,237.50	\$59,850.00	\$59,850.00	\$86,625.00
Totals	Graph	2	\$73,237.50	\$59,850.00	\$59,850.00	\$86,625.00

Latitude: 44.97913 Longitude: -93.235041

Employer Name/Worksite Address	Graph	Count	Mean Wage	Median Wage	Lowest Wage	Highest Wage
ARCHENTS, INC., 315 15TH AVENUE SE, MINNEAPOLIS, MN (https://www.google.com/maps/place/315%2015TH%20AVENUE%20SE,MINNEAPOLIS,MN)	Graph	1	\$90,000.00	\$90,000.00	\$90,000.00	\$90,000.00
Totals	Graph	1	\$90,000.00	\$90,000.00	\$90,000.00	\$90,000.00

Latitude: 44.979148 Longitude: -93.229352

Employer Name/Worksite Address	Graph	Count	Mean Wage	Median Wage	Lowest Wage	Highest Wage
UNIVERSITY OF MINNESOTA, 2231 6TH STREET SE, 4TH FLOOR, MINNEAPOLIS, MN (https://www.google.com/maps/place/2231%206TH%20STREET%20SE,%204TH%20FLOOR,MINNEAPOLIS,MN)	Graph	1	\$107,000.00	\$107,000.00	\$107,000.00	\$107,000.00

Employer Name/Worksite Address	Graph	Count	Mean Wage	Median Wage	Lowest Wage	Highest Wage
UNIVERSITY OF MINNESOTA, RM 3-230 CANCER CTR RESEARCH BLDG, MINNEAPOLIS, MN (https://www.google.com/maps/place/RM%203-230%20CANCER%20CTR%20RESEARCH%20BLDG,MINNEAPOLIS,MN)	Graph	1	\$49,000.00	\$49,000.00	\$49,000.00	\$49,000.00
UNIVERSITY OF MINNESOTA, 2231 6TH STREET SE, MINNEAPOLIS, MN (https://www.google.com/maps/place/2231%206TH%20STREET%20SE,MINNEAPOLIS,MN)	Graph	5	\$67,848.80	\$53,519.00	\$51,113.00	\$112,000.00
Totals	Graph	7	\$70,749.14	\$53,519.00	\$49,000.00	\$112,000.00

Latitude: 44.979341 Longitude: -93.266566

Employer Name/Employer Address	Graph	Count	Mean Wage	Median Wage	Lowest Wage	Highest Wage
IDOM, INC., 330 2ND AVENUE SOUTH, MINNEAPOLIS, MN (https://www.google.com/maps/place/330%202ND%20AVENUE%20SOUTH,MINNEAPOLIS,MN)	Graph	2	\$67,500.00	\$67,000.00	\$67,000.00	\$68,000.00
Totals	Graph	2	\$67,500.00	\$67,000.00	\$67,000.00	\$68,000.00

Employer Name/Worksite Address	Graph	Count	Mean Wage	Median Wage	Lowest Wage	Highest Wage
MEDAI INC., 330 SECOND AVENUE SOUTH, MINNEAPOLIS, MN (https://www.google.com/maps/place/330%20SECOND%20AVENUE%20SOUTH,MINNEAPOLIS,MN)	Graph	1	\$88,354.00	\$88,354.00	\$88,354.00	\$88,354.00
LEXISNEXIS RISK SOLUTIONS FL, INC., 330 2ND AVENUE SOUTH, MINNEAPOLIS, MN (https://www.google.com/maps/place/330%202ND%20AVENUE%20SOUTH,MINNEAPOLIS,MN)	Graph	4	\$71,250.00	\$67,000.00	\$58,000.00	\$92,000.00
PROCAL TECHNOLOGIES INC., 330 2ND AVE SOUTH, MINNEAPOLIS, MN (https://www.google.com/maps/place/330%202ND%20AVE%20SOUTH,MINNEAPOLIS,MN)	Graph	4	\$68,000.00	\$68,000.00	\$68,000.00	\$68,000.00
Totals	Graph	9	\$71,706.00	\$68,000.00	\$58,000.00	\$92,000.00

Latitude: 44.97936 Longitude: -93.22648

Employer Name/Worksite Address	Graph	Count	Mean Wage	Median Wage
ERNST & YOUNG U.S. LLP, GENERAL MILLS, 330 UNIVERSITY AVENUE SOUTHEAST, MINNEAPOLIS, MN (https://www.google.com/maps/place/GENERAL%20MILLS,%20330%20UNIVERSITY%20AVENUE%20SOUTHEAST,MINNEAPOLIS,MN)	Graph	1	\$135,000.00	\$135,000.00
GENERAL MILLS, INC., RIVERSIDE TECHNICAL CENTER, MINNEAPOLIS, MN (https://www.google.com/maps/place/RIVERSIDE%20TECHNICAL%20CENTER,MINNEAPOLIS,MN)	Graph	1	\$89,000.00	\$89,000.00
Totals	Graph	2	\$112,000.00	\$89,000.00

Latitude: 44.979367 Longitude: -93.308396

Employer Name/Worksite Address	Graph	Count	Mean Wage	Median Wage	Lowest Wage	Highest Wage
HCL GLOBAL SYSTEMS INC, 255 2ND AVE SOUTH, MINNEAPOLIS, MN (https://www.google.com/maps/place/255%202ND%20AVE%20SOUTH,MINNEAPOLIS,MN)	Graph	1	\$93,620.80	\$93,620.80	\$93,620.80	\$93,620.80
SOFTPATH TECHNOLOGIES, LLC, 255 2ND AVENUE SOUTH, , MN, MINNEAPOLIS, MN (https://www.google.com/maps/place/255%202ND%20AVENUE%20SOUTH,%20,MN,MINNEAPOLIS,MN)	Graph	1	\$78,000.00	\$78,000.00	\$78,000.00	\$78,000.00
Totals	Graph	2	\$85,810.40	\$78,000.00	\$78,000.00	\$93,620.80

Latitude: 44.97962 Longitude: -93.269884

Employer Name/Worksite Address	Graph	Count	Mean Wage	Median Wage	Lowest Wage	Highest Wage
E-GIANTS TECHNOLOGIES LLC, 401 NICOLLET MALL, MINNEAPOLIS, MN (https://www.google.com/maps/place/401%20NICOLLET%20MALL,MINNEAPOLIS,MN)	Graph	1	\$70,000.00	\$70,000.00	\$70,000.00	\$70,000.00
Totals	Graph	1	\$70,000.00	\$70,000.00	\$70,000.00	\$70,000.00

Latitude: 44.979702 Longitude: -93.269987

Employer Name/Worksite Address	Graph	Count	Mean Wage	Median Wage	Lowest Wage	Highest Wage
ACCENTURE LLP, 414 NICOLETT MALL, MINNEAPOLIS, MN (https://www.google.com/maps/place/414%20NICOLETT%20MALL,MINNEAPOLIS,MN)	Graph	1	\$68,557.00	\$68,557.00	\$68,557.00	\$68,557.00
CDI CORPORATION, IBM CORPORATION, MINNEAPOLIS, MN (https://www.google.com/maps/place/IBM%20CORPORATION,MINNEAPOLIS,MN)	Graph	1	\$108,264.00	\$108,264.00	\$108,264.00	\$108,264.00
DEXPERTS INC., 414 NICOLLET AVE., MINNEAPOLIS, MN (https://www.google.com/maps/place/414%20NICOLLET%20AVE.,MINNEAPOLIS,MN)	Graph	1	\$62,733.00	\$62,733.00	\$62,733.00	\$62,733.00
ACCENTURE LLP, 414 NICOLETTE MALL, MINNEAPOLIS, MN (https://www.google.com/maps/place/414%20NICOLETTE%20MALL,MINNEAPOLIS,MN)	Graph	6	\$71,628.33	\$68,557.00	\$68,557.00	\$77,771.00
ACCENTURE LLP, 414 NICOLLET MALL, MINNEAPOLIS, MN (https://www.google.com/maps/place/414%20NICOLLET%20MALL,MINNEAPOLIS,MN)	Graph	45	\$83,994.28	\$77,771.00	\$64,500.80	\$149,000.00
Totals	Graph	54	\$82,390.12	\$77,771.00	\$62,733.00	\$149,000.00

Latitude: 44.979707 Longitude: -93.274798

Employer Name/Employer Address	Graph	Count	Mean Wage	Median Wage	Lowest Wage	Highest Wage
CGS PUBLISHING TECHNOLOGIES INTERNATIONAL LLC, 100 NORTH SIXTH STREET, MINNEAPOLIS, MN (https://www.google.com/maps/place/100%20NORTH%20SIXTH%20STREET,MINNEAPOLIS,MN)	Graph	1	\$42,000.00	\$42,000.00	\$42,000.00	\$42,000.00
Totals	Graph	1	\$42,000.00	\$42,000.00	\$42,000.00	\$42,000.00

Employer Name/Worksite Address	Graph	Count	Mean Wage	Median Wage	Lowest Wage	Highest Wage
INFOSYS LIMITED, 100 NORTH 6TH ST, MINNEAPOLIS, MN (https://www.google.com/maps/place/100%20NORTH%206TH%20ST,MINNEAPOLIS,MN)	Graph	1	\$91,021.00	\$91,021.00	\$91,021.00	\$91,021.00
PERFICIENT, INC., 100 N. 6TH STREET, MINNEAPOLIS, MN (https://www.google.com/maps/place/100%20N.%206TH%20STREET,MINNEAPOLIS,MN)	Graph	1	\$92,500.00	\$92,500.00	\$92,500.00	\$92,500.00
PERSISTENT SYSTEMS, INC., 100 N 6TH STREET, MINNEAPOLIS, MN (https://www.google.com/maps/place/100%20N%206TH%20STREET,MINNEAPOLIS,MN)	Graph	1	\$65,707.00	\$65,707.00	\$65,707.00	\$65,707.00
ACCENTURE LLP, 100 NORTH SIXTH STREET, MINNEAPOLIS, MN (https://www.google.com/maps/place/100%20NORTH%20SIXTH%20STREET,MINNEAPOLIS,MN)	Graph	3	\$65,847.33	\$77,771.00	\$42,000.00	\$77,771.00
PERFICIENT, INC., 100 NORTH 6TH STREET, MINNEAPOLIS, MN (https://www.google.com/maps/place/100%20NORTH%206TH%20STREET,MINNEAPOLIS,MN)	Graph	4	\$93,943.95	\$101,274.80	\$64,501.00	\$105,000.00
Totals	Graph	10	\$82,254.58	\$77,771.00	\$42,000.00	\$105,000.00

Latitude: 44.979801 Longitude: -93.274986

Employer Name/Worksite Address	Graph	Count	Mean Wage	Median Wage	Lowest Wage	Highest Wage
DATALIPER LLC, 100 N. 6TH ST., MINNEAPOLIS, MN (https://www.google.com/maps/place/100%20N.%206TH%20ST.,MINNEAPOLIS,MN)	Graph	2	\$73,958.50	\$70,000.00	\$70,000.00	\$77,917.00
MARUTHI TECHNOLOGIES, LLC, 100 N. 6TH STREET, MINNEAPOLIS, MN (https://www.google.com/maps/place/100%20N.%206TH%20STREET,MINNEAPOLIS,MN)	Graph	2	\$91,500.00	\$78,000.00	\$78,000.00	\$105,000.00
PERSISTENT SYSTEMS, INC., 100 N 6TH STREET, MINNEAPOLIS, MN (https://www.google.com/maps/place/100%20N%206TH%20STREET,MINNEAPOLIS,MN)	Graph	2	\$84,750.50	\$64,501.00	\$64,501.00	\$105,000.00
Totals	Graph	6	\$83,403.00	\$77,917.00	\$64,501.00	\$105,000.00

Latitude: 44.979946 Longitude: -93.275445

Employer Name/Employer Address	Graph	Count	Mean Wage	Median Wage	Lowest Wage	Highest Wage
MINNESOTA TWINS, LLC, ONE TWINS WAY, MINNEAPOLIS, MN (https://www.google.com/maps/place/ONE%20TWINS%20WAY,MINNEAPOLIS,MN)	Graph	1	\$39,811.00	\$39,811.00	\$39,811.00	\$39,811.00

Employer Name/Employer Address	Graph	Count	Mean Wage	Median Wage	Lowest Wage	Highest Wage
Totals	Graph	1	\$39,811.00	\$39,811.00	\$39,811.00	\$39,811.00

Employer Name/Worksite Address	Graph	Count	Mean Wage	Median Wage	Lowest Wage	Highest Wage
MINNESOTA TWINS, LLC, ONE TWINS WAY, MINNEAPOLIS, MN (https://www.google.com/maps/place/ONE%20TWINS%20WAY,MINNEAPOLIS,MN)	Graph	1	\$39,811.00	\$39,811.00	\$39,811.00	\$39,811.00
Totals	Graph	1	\$39,811.00	\$39,811.00	\$39,811.00	\$39,811.00

Latitude: 44.979972 Longitude: -93.26583

Employer Name/Worksite Address	Graph	Count	Mean Wage	Median Wage	Lowest Wage	Highest Wage
PRO-TEK CONSULTING, 55 2ND AVE S, MINNEAPOLIS, MN (https://www.google.com/maps/place/55%202ND%20AVE%20S,MINNEAPOLIS,MN)	Graph	1	\$70,000.00	\$70,000.00	\$70,000.00	\$70,000.00
SSA TECH INC, 225 2ND AVE S, 3RD FLOOR, MINNEAPOLIS, MN (https://www.google.com/maps/place/225%202ND%20AVE%20S,%203RD%20FLOOR,MINNEAPOLIS,MN)	Graph	1	\$65,000.00	\$65,000.00	\$65,000.00	\$65,000.00
VISUAL CONSULTANTS, INC., 550 SOUTH 4TH STREET, MINNEAPOLIS, MN (https://www.google.com/maps/place/550%20SOUTH%204TH%20STREET,MINNEAPOLIS,MN)	Graph	1	\$70,000.00	\$70,000.00	\$70,000.00	\$70,000.00
CNET GLOBAL SOLUTIONS INC, 2250 SECOND AVE SOUTH, MINNEAPOLIS, MN (https://www.google.com/maps/place/2250%20SECOND%20AVE%20SOUTH,MINNEAPOLIS,MN)	Graph	2	\$61,000.00	\$61,000.00	\$61,000.00	\$61,000.00
WIPRO LIMITED, 255, 2ND AVE SOUTH, 2ND FLOOR, MINNEAPOLIS, MN (https://www.google.com/maps/place/255,%202ND%20AVE%20SOUTH,%202ND%20FLOOR,MINNEAPOLIS,MN)	Graph	6	\$73,978.67	\$78,707.00	\$64,522.00	\$78,707.00
INFOSYS LIMITED, 225 2ND AVENUE S, MINNEAPOLIS, MN (https://www.google.com/maps/place/225%202ND%20AVENUE%20S,MINNEAPOLIS,MN)	Graph	52	\$76,646.67	\$77,771.00	\$62,123.00	\$112,480.00
Totals	Graph	63	\$75,499.98	\$77,771.00	\$61,000.00	\$112,480.00

Latitude: 44.980079 Longitude: -93.265786

Employer Name/Worksite Address	Graph	Count	Mean Wage	Median Wage	Lowest Wage	Highest Wage
EDATAWORLD, LLC, 255 SECOND AVENUE, SOUTH, MINNEAPOLIS, MN (https://www.google.com/maps/place/255%20SECOND%20AVENUE,%20SOUTH,MINNEAPOLIS,MN)	Graph	1	\$62,733.00	\$62,733.00	\$62,733.00	\$62,733.00
SATYA MARG SOLUTIONS, INC, 255 2ND AVE S, MINNEAPOLIS, MN (https://www.google.com/maps/place/255%202ND%20AVE%20S,MINNEAPOLIS,MN)	Graph	1	\$70,000.00	\$70,000.00	\$70,000.00	\$70,000.00
TECHNODRIVE BUSINESS SOLUTIONS INC, 255 SECOND AVENUE SOUTH, MINNEAPOLIS, MN (https://www.google.com/maps/place/255%20SECOND%20AVENUE%20SOUTH,MINNEAPOLIS,MN)	Graph	1	\$65,000.00	\$65,000.00	\$65,000.00	\$65,000.00
Totals	Graph	3	\$65,911.00	\$65,000.00	\$62,733.00	\$70,000.00

Latitude: 44.9801 Longitude: -93.26952

Employer Name/Worksite Address	Graph	Count	Mean Wage	Median Wage	Lowest Wage	Highest Wage
IBM INDIA PRIVATE LIMITED, 414, NICOLLET MALL, MINNEAPOLIS, MN (https://www.google.com/maps/place/414,%20NICOLLET%20MALL,MINNEAPOLIS,MN)	Graph	1	\$72,233.00	\$72,233.00	\$72,233.00	\$72,233.00
Totals	Graph	1	\$72,233.00	\$72,233.00	\$72,233.00	\$72,233.00

Latitude: 44.980324 Longitude: -93.263722

Employer Name/Employer Address	Graph	Count	Mean Wage	Median Wage	Lowest Wage	Highest Wage
PROPOINT SOLUTIONS, LLC, 314 NORTH 1ST AVENUE, MINNEAPOLIS, MN (https://www.google.com/maps/place/314%20NORTH%201ST%20AVENUE,MINNEAPOLIS,MN)	Graph	1	\$57,750.00	\$57,750.00	\$57,750.00	\$57,750.00
Totals	Graph	1	\$57,750.00	\$57,750.00	\$57,750.00	\$57,750.00

Employer Name/Worksite Address	Graph	Count	Mean Wage	Median Wage	Lowest Wage	Highest Wage
PROPOINT SOLUTIONS, LLC, 314 NORTH 1ST AVENUE, MINNEAPOLIS, MN (https://www.google.com/maps/place/314%20NORTH%201ST%20AVENUE,MINNEAPOLIS,MN)	Graph	1	\$57,750.00	\$57,750.00	\$57,750.00	\$57,750.00
Totals	Graph	1	\$57,750.00	\$57,750.00	\$57,750.00	\$57,750.00

Latitude: 44.980426 Longitude: -93.308256

Employer Name/Employer Address	Graph	Count	Mean Wage	Median Wage	Lowest Wage	Highest Wage
BTM GLOBAL CONSULTING, LLC, 330 SOUTH SECOND AVENUE, MINNEAPOLIS, MN (https://www.google.com/maps/place/330%20SOUTH%20SECOND%20AVENUE,MINNEAPOLIS,MN)	Graph	1	\$104,291.00	\$104,291.00	\$104,291.00	\$104,291.00
Totals	Graph	1	\$104,291.00	\$104,291.00	\$104,291.00	\$104,291.00

Employer Name/Worksite Address	Graph	Count	Mean Wage	Median Wage	Lowest Wage	Highest Wage	Hi V
BTM GLOBAL CONSULTING, LLC, 330 SOUTH SECOND AVE, STE 450, MINNEAPOLIS, MN (https://www.google.com/maps/place/330%20SOUTH%20SECOND%20AVE,%20STE%20450,MINNEAPOLIS,MN)	Graph	1	\$104,291.00	\$104,291.00	\$104,291.00	\$104,291.00	\$104,291.00
Totals	Graph	1	\$104,291.00	\$104,291.00	\$104,291.00	\$104,291.00	\$104,291.00

Latitude: 44.980605 Longitude: -93.2657

Employer Name/Worksite Address	Graph	Count	Mean Wage	Median Wage	Lowest Wage	Highest Wage
NETWORK SECURITY PROFESSIONALS, INC., 800 WASHINGTON AVENUE SOUTH, MINNEAPOLIS, MN (https://www.google.com/maps/place/800%20WASHINGTON%20AVENUE%20SOUTH,MINNEAPOLIS,MN)	Graph	2	\$78,000.00	\$72,000.00	\$72,000.00	\$84,000.00
Totals	Graph	2	\$78,000.00	\$72,000.00	\$72,000.00	\$84,000.00

Latitude: 44.980613 Longitude: -93.273865

Employer Name/Worksite Address	Graph	Count	Mean Wage	Median Wage	Lowest Wage	Highest Wage
VENTURES UNLIMITED INC., 110 N 5TH STREET, MINNEAPOLIS, MN (https://www.google.com/maps/place/110%20N%205TH%20STREET,MINNEAPOLIS,MN)	Graph	2	\$85,250.00	\$60,000.00	\$60,000.00	\$110,500.00
Totals	Graph	2	\$85,250.00	\$60,000.00	\$60,000.00	\$110,500.00

Latitude: 44.980945 Longitude: -93.175409

Employer Name/Worksite Address	Graph	Count	Mean Wage	Median Wage
GLOBALLOGIC, INC., 1425 MERRILL CIRCLE 1, ST. PAUL, MN (https://www.google.com/maps/place/1425%20MERRILL%20CIRCLE%201,ST.%20PAUL,MN)	Graph	1	\$80,808.00	\$80,808.00
MERRILL COMMUNICATIONS LLC, ONE MERRILL CIRCLE ST. PAUL, ST. PAUL, MN (https://www.google.com/maps/place/ONE%20MERRILL%20CIRCLE%20ST.%20PAUL,ST.%20PAUL,MN)	Graph	1	\$100,000.00	\$100,000.00
OCTAHEDRON LLC, MERRILL CORPORATION, ST PAUL, MN (https://www.google.com/maps/place/MERRILL%20CORPORATION,ST%20PAUL,MN)	Graph	1	\$62,733.00	\$62,733.00
OSAIR TECHNOLOGIES LLC, ST. PAUL, MINNESOTA , CORPORATE HEADQUARTERS, ST. PAUL, MN (https://www.google.com/maps/place/ST.%20PAUL,%20MINNESOTA%20,%20CORPORATE%20HEADQUARTERS,ST.%20PAUL,MN)	Graph	1	\$90,000.00	\$90,000.00
TECHNICAL INFORMATION AND PROFESSIONAL SOLUTIONS, INC, ONE MERRILL CIRCLE, BUILDING 1455, ST. PAUL, MN (https://www.google.com/maps/place/ONE%20MERRILL%20CIRCLE,%20BUILDING%201455,ST.%20PAUL,MN)	Graph	1	\$152,000.00	\$152,000.00
UNIVERSITY OF MINNESOTA, 1420 ECKLES AVE, ST. PAUL, MN (https://www.google.com/maps/place/1420%20ECKLES%20AVE,ST.%20PAUL,MN)	Graph	1	\$63,483.00	\$63,483.00
UNIVERSITY OF MINNESOTA, 1970 FOLWELL AVE, ST. PAUL, MN (https://www.google.com/maps/place/1970%20FOLWELL%20AVE,ST.%20PAUL,MN)	Graph	1	\$48,200.00	\$48,200.00
UNIVERSITY OF MINNESOTA, 1994 BUFORD AVE, ST. PAUL, MN (https://www.google.com/maps/place/1994%20BUFORD%20AVE,ST.%20PAUL,MN)	Graph	1	\$68,536.00	\$68,536.00

Employer Name/Worksite Address	Graph	Count	Mean Wage	Median Wage
UNIVERSITY OF MINNESOTA, 411 BORLAUG HALL, ST. PAUL, MN (https://www.google.com/maps/place/411%20BORLAUG%20HALL,ST.%20PAUL,MN)	Graph	1	\$50,000.00	\$50,000.00
UNIVERSITY OF MINNESOTA, DEPT OF BIOPRODUCTS AND BIOSYSTEMS ENGINEERING, SAINT PAUL, MN (https://www.google.com/maps/place/DEPT%20OF%20BIOPRODUCTS%20AND%20BIOSYSTEMS%20ENGINEERING,SAINT%20PAUL,MN)	Graph	1	\$47,476.00	\$47,476.00
UNIVERSITY OF MINNESOTA, FOOD SCI & NUTRITION BLDG., 1334 ECKLES AVE., ST. PAUL, MN (https://www.google.com/maps/place/FOOD%20SCI%20%26%20NUTRITION%20BLDG.,%201334%20ECKLES%20AVE.,ST.%20PAUL,MN)	Graph	1	\$80,000.00	\$80,000.00
UNIVERSITY OF MINNESOTA, 1445 GORTNER AVE, ST. PAUL, MN (https://www.google.com/maps/place/1445%20GORTNER%20AVE,ST.%20PAUL,MN)	Graph	2	\$47,503.00	\$47,503.00
UNIVERSITY OF MINNESOTA, 1988 FITCH AVE, ST. PAUL, MN (https://www.google.com/maps/place/1988%20FITCH%20AVE,ST.%20PAUL,MN)	Graph	2	\$47,476.00	\$47,476.00
UNIVERSITY OF MINNESOTA, 1365 GORTNER AVE, ST. PAUL, MN (https://www.google.com/maps/place/1365%20GORTNER%20AVE,ST.%20PAUL,MN)	Graph	3	\$49,158.67	\$47,476.00
UNIVERSITY OF MINNESOTA, 1991 UPPER BUFORD CIRCLE, ST. PAUL, MN (https://www.google.com/maps/place/1991%20UPPER%20BUFORD%20CIRCLE,ST.%20PAUL,MN)	Graph	3	\$48,808.67	\$48,808.67
Totals	Graph	21	\$63,195.05	\$50,000.00

Latitude: 44.981 Longitude: -93.265056

Employer Name/Worksite Address	Graph	Count	Mean Wage	Median Wage	Lowest Wage	Highest Wage
BLUELINE SOFTWARE SERVICES, INC., 255 2ND AVE SOUTH, MINNEAPOLIS, MN (https://www.google.com/maps/place/255%202ND%20%20AVE%20SOUTH,MINNEAPOLIS,MN)	Graph	1	\$63,000.00	\$63,000.00	\$63,000.00	\$63,000.00
INFOSYS LIMITED, 255 2ND AVE S STE 35, MINNEAPOLIS, MN (https://www.google.com/maps/place/255%202ND%20AVE%20S%20%20STE%2035,MINNEAPOLIS,MN)	Graph	1	\$77,771.00	\$77,771.00	\$77,771.00	\$77,771.00
INFOSYS LIMITED, 255 2ND AVE S, STE 35, MINNEAPOLIS, MN (https://www.google.com/maps/place/255%202ND%20AVE%20S,%20STE%2035,MINNEAPOLIS,MN)	Graph	1	\$62,662.00	\$62,662.00	\$62,662.00	\$62,662.00
IT RYSOURCES INC, 255 2ND AVENUE SOUTH, MINNEAPOLIS, MN (https://www.google.com/maps/place/255%202ND%20%20AVENUE%20SOUTH,MINNEAPOLIS,MN)	Graph	1	\$62,733.00	\$62,733.00	\$62,733.00	\$62,733.00
SYNCHRONISYS, INC., 255 2ND AVENUE S., MINNEAPOLIS, MN (https://www.google.com/maps/place/255%202ND%20AVENUE%20S.,MINNEAPOLIS,MN)	Graph	1	\$66,560.00	\$66,560.00	\$66,560.00	\$66,560.00
WELLS FARGO BANK, N.A., 255 2ND AVE. S., MINNEAPOLIS, MN (https://www.google.com/maps/place/255%202ND%20AVE.%20S.,MINNEAPOLIS,MN)	Graph	1	\$93,000.00	\$93,000.00	\$93,000.00	\$93,000.00
WIPO LIMITED, 255 2ND AVE SOUTH 2ND FLOOR, MINNEAPOLIS, MN (https://www.google.com/maps/place/255%202ND%20AVE%20SOUTH%202ND%20FLOOR,MINNEAPOLIS,MN)	Graph	1	\$64,522.00	\$64,522.00	\$64,522.00	\$64,522.00
COMPEST SOLUTIONS, INC, 255 2ND AVENUE S, MINNEAPOLIS, MN (https://www.google.com/maps/place/255%202ND%20AVENUE%20S,MINNEAPOLIS,MN)	Graph	3	\$76,847.33	\$77,771.00	\$75,000.00	\$77,771.00
SIRI INFOSOLUTIONS INC., 255 2ND AVE SOUTH, MINNEAPOLIS, MN (https://www.google.com/maps/place/255%202ND%20AVE%20SOUTH,MINNEAPOLIS,MN)	Graph	3	\$72,000.00	\$72,000.00	\$66,000.00	\$78,000.00
VEDICSOFT SOLUTIONS LLC, WELLS FARGO, MINNEAPOLIS, MN (https://www.google.com/maps/place/WELLS%20FARGO,MINNEAPOLIS,MN)	Graph	3	\$71,740.33	\$70,221.00	\$65,000.00	\$80,000.00
WIPO LIMITED, 255 2ND AVE SOUTH, 2ND FLOOR, MINNEAPOLIS, MN (https://www.google.com/maps/place/255%202ND%20AVE%20SOUTH,%202ND%20FLOOR,MINNEAPOLIS,MN)	Graph	3	\$73,666.67	\$77,771.00	\$64,522.00	\$78,707.00
CDI SOLUTIONS, INC., 255 2ND AVE. S, MINNEAPOLIS, MN (https://www.google.com/maps/place/255%202ND%20AVE.%20S,MINNEAPOLIS,MN)	Graph	6	\$75,557.57	\$66,000.00	\$65,707.00	\$108,166.67
SOFTPATH TECHNOLOGIES, LLC, 255 2ND AVENUE SOUTH, MINNEAPOLIS, MN (https://www.google.com/maps/place/255%202ND%20AVENUE%20SOUTH,MINNEAPOLIS,MN)	Graph	16	\$75,768.81	\$74,880.00	\$64,000.00	\$93,080.00
V-SOFT CONSULTING GROUP, INC, 255 2ND AVE S, MINNEAPOLIS, MN (https://www.google.com/maps/place/255%202ND%20AVE%20S,MINNEAPOLIS,MN)	Graph	48	\$73,472.46	\$72,000.00	\$55,000.00	\$120,166.67
Totals	Graph	89	\$73,767.81	\$72,000.00	\$55,000.00	\$120,166.67

Latitude: 44.98104 Longitude: -93.266672

Employer Name/Worksite Address	Graph	Count	Mean Wage	Median Wage	Lowest Wage	Highest Wage
CEB, INC., 111 WASHINGTON AVENUE SOUTH, MINNEAPOLIS, MN (https://www.google.com/maps/place/111%20WASHINGTON%20AVENUE%20SOUTH,MINNEAPOLIS,MN)	Graph	1	\$63,606.00	\$63,606.00	\$63,606.00	\$63,606.00

Employer Name/Worksite Address	Graph	Count	Mean Wage	Median Wage	Lowest Wage	Highest Wage
DOW JONES AND COMPANY, INC., 111 WASHINGTON AVE S, MINNEAPOLIS, MN (https://www.google.com/maps/place/111%20WASHINGTON%20AVE%20S,MINNEAPOLIS,MN)	Graph	1	\$80,000.00	\$80,000.00	\$80,000.00	\$80,000.00
Totals	Graph	2	\$71,803.00	\$63,606.00	\$63,606.00	\$80,000.00

Latitude: 44.981074 Longitude: -93.263602

Employer Name/Worksite Address	Graph	Count	Mean Wage	Median Wage	Lowest Wage	Highest Wage
INDSOFT, INC., 255 S 2ND ST, MINNEAPOLIS, MN (https://www.google.com/maps/place/255%20S%202ND%20ST,MINNEAPOLIS,MN)	Graph	1	\$77,917.00	\$77,917.00	\$77,917.00	\$77,917.00
SYNOPSIS INC, 255 S 2ND AVE, MINNEAPOLIS, MN (https://www.google.com/maps/place/255%20S%202ND%20AVE,MINNEAPOLIS,MN)	Graph	1	\$68,557.00	\$68,557.00	\$68,557.00	\$68,557.00
Totals	Graph	2	\$73,237.00	\$68,557.00	\$68,557.00	\$77,917.00

Latitude: 44.981161 Longitude: -93.266618

Employer Name/Employer Address	Graph	Count	Mean Wage	Median Wage	Lowest Wage	Highest Wage
ADX LABS LLC, 100 WASHINGTON AVE SOUTH, MINNEAPOLIS, MN (https://www.google.com/maps/place/100%20WASHINGTON%20AVE%20SOUTH,MINNEAPOLIS,MN)	Graph	1	\$144,000.00	\$144,000.00	\$144,000.00	\$144,000.00
Totals	Graph	1	\$144,000.00	\$144,000.00	\$144,000.00	\$144,000.00

Employer Name/Worksite Address	Graph	Count	Mean Wage	Median Wage	Lowest Wage	Highest Wage
ADX LABS LLC, 100 WASHINGTON AVE SOUTH, MINNEAPOLIS, MN (https://www.google.com/maps/place/100%20WASHINGTON%20AVE%20SOUTH,MINNEAPOLIS,MN)	Graph	1	\$144,000.00	\$144,000.00	\$144,000.00	\$144,000.00
FACTSET RESEARCH SYSTEMS, INC., 100 S WASHINGTON AVE, MINNEAPOLIS, MN (https://www.google.com/maps/place/100%20S%20WASHINGTON%20AVE,MINNEAPOLIS,MN)	Graph	1	\$150,000.00	\$150,000.00	\$150,000.00	\$150,000.00
Totals	Graph	2	\$147,000.00	\$144,000.00	\$144,000.00	\$150,000.00

Latitude: 44.98117 Longitude: -93.263834

Employer Name/Worksite Address	Graph	Count	Mean Wage	Median Wage	Lowest Wage	Highest Wage
POPULUS GROUP LLC, 225 S. 2ND STREET, MIMMEAPOLIS, MN (https://www.google.com/maps/place/225%20S.%202ND%20STREET,MIMMEAPOLIS,MN)	Graph	1	\$101,920.00	\$101,920.00	\$101,920.00	\$101,920.00
Totals	Graph	1	\$101,920.00	\$101,920.00	\$101,920.00	\$101,920.00

Latitude: 44.981181 Longitude: -93.263169

Employer Name/Worksite Address	Graph	Count	Mean Wage	Median Wage	Lowest Wage	Highest Wage
SHARECYCLE LLC, 401 NORTH 3RD STREET, MINNEAPOLIS, MN (https://www.google.com/maps/place/401%20NORTH%203RD%20STREET,MINNEAPOLIS,MN)	Graph	1	\$73,500.00	\$73,500.00	\$73,500.00	\$73,500.00
Totals	Graph	1	\$73,500.00	\$73,500.00	\$73,500.00	\$73,500.00

Latitude: 44.981199 Longitude: -93.272787

Employer Name/Employer Address	Graph	Count	Mean Wage	Median Wage	Lowest Wage	Highest Wage
PERFORCE SOFTWARE, INC., 400 FIRST AVENUE NORTH #200, MINNEAPOLIS, MN (https://www.google.com/maps/place/400%20FIRST%20AVENUE%20NORTH%20#200,MINNEAPOLIS,MN)	Graph	1	\$120,000.00	\$120,000.00	\$120,000.00	\$120,000.00
Totals	Graph	1	\$120,000.00	\$120,000.00	\$120,000.00	\$120,000.00

Employer Name/Worksite Address	Graph	Count	Mean Wage	Median Wage	Lowest Wage	Highest Wage
PERFORCE SOFTWARE, INC., 400 FIRST AVENUE NORTH, MINNEAPOLIS, MN (https://www.google.com/maps/place/400%20FIRST%20AVENUE%20NORTH,MINNEAPOLIS,MN)	Graph	1	\$120,000.00	\$120,000.00	\$120,000.00	\$120,000.00
RENAISSANCE LEARNING, INC., 400 1ST AVENUE N, MINNEAPOLIS, MN (https://www.google.com/maps/place/400%201ST%20AVENUE%20N,MINNEAPOLIS,MN)	Graph	1	\$107,000.00	\$107,000.00	\$107,000.00	\$107,000.00
SUPREMESOFT CORPORATION, 400 N 1ST AVENUE, MINNEAPOLIS, MN (https://www.google.com/maps/place/400%20N%201ST%20AVENUE,MINNEAPOLIS,MN)	Graph	1	\$78,000.00	\$78,000.00	\$78,000.00	\$78,000.00
Totals	Graph	3	\$101,666.67	\$107,000.00	\$78,000.00	\$120,000.00

Latitude: 44.9813 Longitude: -93.264807

Employer Name/Worksite Address	Graph	Count	Mean Wage	Median Wage	Lowest Wage	Highest Wage
INTELLECT BUSINESS SOLUTIONS, LLC, 225 2ND AVE SOUTH, MINNEAPOLIS, MN (https://www.google.com/maps/place/225%202ND%20AVE%20SOUTH,MINNEAPOLIS,MN)	Graph	1	\$65,000.00	\$65,000.00	\$65,000.00	\$65,000.00
Totals	Graph	1	\$65,000.00	\$65,000.00	\$65,000.00	\$65,000.00

Latitude: 44.981376 Longitude: -93.184341

Employer Name/Worksite Address	Graph	Count	Mean Wage	Median Wage	Lowest Wage	Highest Wage
UNIVERSITY OF MINNESOTA, 1352 BOYD AVE, ST. PAUL, MN (https://www.google.com/maps/place/1352%20BOYD%20AVE,ST.%20PAUL,MN)	Graph	2	\$76,336.50	\$27,000.00	\$27,000.00	\$125,673.00
Totals	Graph	2	\$76,336.50	\$27,000.00	\$27,000.00	\$125,673.00

Latitude: 44.98144 Longitude: -93.264726

Employer Name/Worksite Address	Graph	Count	Mean Wage	Median Wage	Lowest Wage	Highest Wage
INFOSYS LIMITED, 255, MINNEAPOLIS, MN (https://www.google.com/maps/place/255,MINNEAPOLIS,MN)	Graph	1	\$67,102.00	\$67,102.00	\$67,102.00	\$67,102.00
Totals	Graph	1	\$67,102.00	\$67,102.00	\$67,102.00	\$67,102.00

Latitude: 44.981773 Longitude: -93.262512

Employer Name/Employer Address	Graph	Count	Mean Wage	Median Wage	Lowest Wage	Highest Wage
ITASCA CONSULTING GROUP, INC., 111 THIRD AVENUE SOUTH, SUITE 450, MINNEAPOLIS, MN (https://www.google.com/maps/place/111%20THIRD%20AVENUE%20SOUTH,%20SUITE%20450,MINNEAPOLIS,MN)	Graph	1	\$80,142.00	\$80,142.00	\$80,142.00	\$80,142.00
Totals	Graph	1	\$80,142.00	\$80,142.00	\$80,142.00	\$80,142.00

Employer Name/Worksite Address	Graph	Count	Mean Wage	Median Wage	Lowest Wage	Highest Wage
ITASCA CONSULTING GROUP, INC., 111 THIRD AVENUE SOUTH, MINNEAPOLIS, MN (https://www.google.com/maps/place/111%20THIRD%20AVENUE%20SOUTH,MINNEAPOLIS,MN)	Graph	1	\$80,142.00	\$80,142.00	\$80,142.00	\$80,142.00
Totals	Graph	1	\$80,142.00	\$80,142.00	\$80,142.00	\$80,142.00

Latitude: 44.981917 Longitude: -93.23305

Employer Name/Worksite Address	Graph	Count	Mean Wage	Median Wage	Lowest Wage	Highest Wage
UNIVERSITY OF MINNESOTA, 2101 6TH ST SE, MINNEAPOLIS, MN (https://www.google.com/maps/place/2101%206TH%20ST%20SE,MINNEAPOLIS,MN)	Graph	1	\$48,216.00	\$48,216.00	\$48,216.00	\$48,216.00
Totals	Graph	1	\$48,216.00	\$48,216.00	\$48,216.00	\$48,216.00

Latitude: 44.981956 Longitude: -93.271727

Employer Name/Employer Address	Graph	Count	Mean Wage	Median Wage	Lowest Wage	Highest Wage
PROFESSIONAL DESIGN INTERNATIONAL, LTD, 322 1ST AVE. N SUITE 300, MINNEAPOLIS, MN (https://www.google.com/maps/place/322%201ST%20AVE.%20N%20SUITE%20300,MINNEAPOLIS,MN)	Graph	1	\$60,340.80	\$60,340.80	\$60,340.80	\$60,340.80
Totals	Graph	1	\$60,340.80	\$60,340.80	\$60,340.80	\$60,340.80

Employer Name/Worksite Address	Graph	Count	Mean Wage	Median Wage	Lowest Wage	Highest Wage
PROFESSIONAL DESIGN INTERNATIONAL, LTD, 322 1ST AVE. N SUITE 300, MINNEAPOLIS, MN (https://www.google.com/maps/place/322%201ST%20AVE.%20N%20SUITE%20300,MINNEAPOLIS,MN)	Graph	1	\$60,340.80	\$60,340.80	\$60,340.80	\$60,340.80
Totals	Graph	1	\$60,340.80	\$60,340.80	\$60,340.80	\$60,340.80

Latitude: 44.982035 Longitude: -93.185461

Employer Name/Worksite Address	Graph	Count	Mean Wage	Median Wage	Lowest Wage	Highest Wage
UNIVERSITY OF MINNESOTA, 1334 ECKLES AVE, ST. PAUL, MN (https://www.google.com/maps/place/1334%20ECKLES%20AVE,ST.%20PAUL,MN)	Graph	1	\$54,995.20	\$54,995.20	\$54,995.20	\$54,995.20
Totals	Graph	1	\$54,995.20	\$54,995.20	\$54,995.20	\$54,995.20

Latitude: 44.982198 Longitude: -93.45571

Employer Name/Worksite Address	Graph	Count	Mean Wage	Median Wage	Lowest Wage	Highest Wage
COVIDIEN LP, 300 BERKSHIRE LANE N, PLYMOUTH, MN (https://www.google.com/maps/place/300%20BERKSHIRE%20LANE%20N,PLYMOUTH,MN)	Graph	1	\$80,000.00	\$80,000.00	\$80,000.00	\$80,000.00
Totals	Graph	1	\$80,000.00	\$80,000.00	\$80,000.00	\$80,000.00

Latitude: 44.982277 Longitude: -93.269414

Employer Name/Employer Address	Graph	Count	Mean Wage	Median Wage	Lowest Wage	Highest Wage
D.F.G., INC., 17 WASHINGTON AVE. NORTH, MINNEAPOLIS, MN (https://www.google.com/maps/place/17%20WASHINGTON%20AVE.%20NORTH,MINNEAPOLIS,MN)	Graph	1	\$65,000.00	\$65,000.00	\$65,000.00	\$65,000.00
Totals	Graph	1	\$65,000.00	\$65,000.00	\$65,000.00	\$65,000.00

Employer Name/Worksite Address	Graph	Count	Mean Wage	Median Wage	Lowest Wage	Highest Wage
D.F.G., INC., 17 WASHINGTON AVE. NORTH, MINNEAPOLIS, MN (https://www.google.com/maps/place/17%20WASHINGTON%20AVE.%20NORTH,MINNEAPOLIS,MN)	Graph	1	\$65,000.00	\$65,000.00	\$65,000.00	\$65,000.00
Totals	Graph	1	\$65,000.00	\$65,000.00	\$65,000.00	\$65,000.00

Latitude: 44.98251 Longitude: -93.185464

Employer Name/Worksite Address	Graph	Count	Mean Wage	Median Wage	Lowest Wage	Highest Wage
UNIVERSITY OF MINNESOTA, 1390 ECKLES AVE, SAINT PAUL, MN (https://www.google.com/maps/place/1390%20ECKLES%20AVE,SAINT%20PAUL,MN)	Graph	1	\$47,476.00	\$47,476.00	\$47,476.00	\$47,476.00
UNIVERSITY OF MINNESOTA, 1390 ECKLES AVE, ST. PAUL, MN (https://www.google.com/maps/place/1390%20ECKLES%20AVE,ST.%20PAUL,MN)	Graph	1	\$47,476.00	\$47,476.00	\$47,476.00	\$47,476.00
Totals	Graph	2	\$47,476.00	\$47,476.00	\$47,476.00	\$47,476.00

Latitude: 44.982526 Longitude: -93.18455

Employer Name/Worksite Address	Graph	Count	Mean Wage	Median Wage	Lowest Wage	Highest Wage
UNIVERSITY OF MINNESOTA, 1988 FITCH AVE, ST. PAUL, MN (https://www.google.com/maps/place/1988%20FITCH%20AVE,ST.%20PAUL,MN)	Graph	1	\$87,000.00	\$87,000.00	\$87,000.00	\$87,000.00
Totals	Graph	1	\$87,000.00	\$87,000.00	\$87,000.00	\$87,000.00

Latitude: 44.982632 Longitude: -93.181856

Employer Name/Worksite Address	Graph	Count	Mean Wage	Median Wage	Lowest Wage	Highest Wage
UNIVERSITY OF MINNESOTA, 1365 GORTNER AVENUE, ST. PAUL, MN (https://www.google.com/maps/place/1365%20GORTNER%20AVENUE,ST.%20PAUL,MN)	Graph	1	\$40,788.80	\$40,788.80	\$40,788.80	\$40,788.80
UNIVERSITY OF MINNESOTA, 1365 GORTNER AVE, ST. PAUL, MN (https://www.google.com/maps/place/1365%20GORTNER%20AVE,ST.%20PAUL,MN)	Graph	2	\$41,000.00	\$27,000.00	\$27,000.00	\$55,000.00
Totals	Graph	3	\$40,929.60	\$40,788.80	\$27,000.00	\$55,000.00

Latitude: 44.982768 Longitude: -93.45707

Employer Name/Employer Address	Graph	Count	Mean Wage	Median Wage	Lowest Wage	Highest Wage
DATA PANEL ACQUISITION CORPORATION, 181 CHESHIRE LANE, PLYMOUTH, MN (https://www.google.com/maps/place/181%20CHESHIRE%20LANE,PLYMOUTH,MN)	Graph	1	\$62,733.00	\$62,733.00	\$62,733.00	\$62,733.00
Totals	Graph	1	\$62,733.00	\$62,733.00	\$62,733.00	\$62,733.00

Employer Name/Worksite Address	Graph	Count	Mean Wage	Median Wage	Lowest Wage	Highest Wage
DATA PANEL ACQUISITION CORPORATION, 181 CHESHIRE LANE, PLYMOUTH, MN (https://www.google.com/maps/place/181%20CHESHIRE%20LANE,PLYMOUTH,MN)	Graph	1	\$62,733.00	\$62,733.00	\$62,733.00	\$62,733.00
Totals	Graph	1	\$62,733.00	\$62,733.00	\$62,733.00	\$62,733.00

Latitude: 44.982839 Longitude: -93.248013

Employer Name/Employer Address	Graph	Count	Mean Wage	Median Wage	Lowest Wage	Highest Wage
METAL-MATIC, INC., 629 SECOND STREET, SE, MINNEAPOLIS, MN (https://www.google.com/maps/place/629%20SECOND%20STREET,%20SE,MINNEAPOLIS,MN)	Graph	1	\$105,000.00	\$105,000.00	\$105,000.00	\$105,000.00
Totals	Graph	1	\$105,000.00	\$105,000.00	\$105,000.00	\$105,000.00

Employer Name/Worksite Address	Graph	Count	Mean Wage	Median Wage	Lowest Wage	Highest Wage
METAL-MATIC, INC., 629 SECOND STREET, SE, MINNEAPOLIS, MN (https://www.google.com/maps/place/629%20SECOND%20STREET,%20SE,MINNEAPOLIS,MN)	Graph	1	\$105,000.00	\$105,000.00	\$105,000.00	\$105,000.00
Totals	Graph	1	\$105,000.00	\$105,000.00	\$105,000.00	\$105,000.00

Latitude: 44.982896 Longitude: -93.308368

Employer Name/Worksite Address	Graph	Count	Mean Wage	Median Wage	Lowest Wage	Highest Wage
EMETEORS INC, 509 2 ND AVE SOUTH, HOPKINS, MN (https://www.google.com/maps/place/509%202%20ND%20AVE%20SOUTH,HOPKINS,MN)	Graph	1	\$65,000.00	\$65,000.00	\$65,000.00	\$65,000.00
MARUTHI TECHNOLOGIES, LLC, 509 2 ND AVE S, HOPKINS, MN (https://www.google.com/maps/place/509%202%20ND%20AVE%20S,HOPKINS,MN)	Graph	1	\$70,000.00	\$70,000.00	\$70,000.00	\$70,000.00
Totals	Graph	2	\$67,500.00	\$65,000.00	\$65,000.00	\$70,000.00

Latitude: 44.982959 Longitude: -93.265299

Employer Name/Worksite Address	Graph	Count	Mean Wage	Median Wage	Lowest Wage	Highest Wage
OPENTEXT INC., 111 MARQUETTE AVENUE SOUTH, MINNEAPOLIS, MN (https://www.google.com/maps/place/111%20MARQUETTE%20AVENUE%20SOUTH,MINNEAPOLIS,MN)	Graph	1	\$105,976.00	\$105,976.00	\$105,976.00	\$105,976.00
Totals	Graph	1	\$105,976.00	\$105,976.00	\$105,976.00	\$105,976.00

Latitude: 44.982973 Longitude: -93.254043

Employer Name/Worksite Address	Graph	Count	Mean Wage	Median Wage	Lowest Wage	Highest Wage
UNIVERSITY OF MINNESOTA, 2 THIRD AVE SE, MINNEAPOLIS, MN (https://www.google.com/maps/place/2%20THIRD%20AVE%20SE,MINNEAPOLIS,MN)	Graph	2	\$49,429.50	\$48,000.00	\$48,000.00	\$50,859.00
Totals	Graph	2	\$49,429.50	\$48,000.00	\$48,000.00	\$50,859.00

Latitude: 44.983208 Longitude: -93.370326

Employer Name/Worksite Address	Graph	Count	Mean Wage	Median Wage	Lowest Wage	Highest Wage
SUPRASOFT, INC., 6300 OLSON MEMORIAL HWY, GOLDEN VALLEY, MN (https://www.google.com/maps/place/6300%20OLSON%20MEMORIAL%20HWY,GOLDEN%20VALLEY,MN)	Graph	2	\$70,678.50	\$62,733.00	\$62,733.00	\$78,624.00
Totals	Graph	2	\$70,678.50	\$62,733.00	\$62,733.00	\$78,624.00

Latitude: 44.983269 Longitude: -93.277574

Employer Name/Employer Address	Graph	Count	Mean Wage	Median Wage	Lowest Wage	Highest Wage
HAMMEL, GREEN AND ABRAHAMSON, INC., 420 5TH STREET N, MINNEAPOLIS, MN (https://www.google.com/maps/place/420%205TH%20STREET%20N,MINNEAPOLIS,MN)	Graph	1	\$45,760.00	\$45,760.00	\$45,760.00	\$45,760.00
Totals	Graph	1	\$45,760.00	\$45,760.00	\$45,760.00	\$45,760.00

Employer Name/Worksite Address	Graph	Count	Mean Wage	Median Wage	Lowest Wage	Highest Wage
HAMMEL, GREEN AND ABRAHAMSON, INC., 420 5TH STREET N, MINNEAPOLIS, MN (https://www.google.com/maps/place/420%205TH%20STREET%20N,MINNEAPOLIS,MN)	Graph	1	\$45,760.00	\$45,760.00	\$45,760.00	\$45,760.00
Totals	Graph	1	\$45,760.00	\$45,760.00	\$45,760.00	\$45,760.00

Latitude: 44.983303 Longitude: -93.403052

Employer Name/Employer Address	Graph	Count	Mean Wage	Median Wage	Lowest Wage	Highest Wage
CLARK ENGINEERING CORPORATION, 12755 HWY 55, SUITE 100, PLYMOUTH, MN (https://www.google.com/maps/place/12755%20HWY%2055,%20SUITE%20100,PLYMOUTH,MN)	Graph	1	\$55,078.00	\$55,078.00	\$55,078.00	\$55,078.00
Totals	Graph	1	\$55,078.00	\$55,078.00	\$55,078.00	\$55,078.00

Employer Name/Worksite Address	Graph	Count	Mean Wage	Median Wage	Lowest Wage	Highest Wage
CLARK ENGINEERING CORPORATION, 12755 HWY 55, PLYMOUTH, MN (https://www.google.com/maps/place/12755%20HWY%2055,PLYMOUTH,MN)	Graph	1	\$55,078.00	\$55,078.00	\$55,078.00	\$55,078.00
Totals	Graph	1	\$55,078.00	\$55,078.00	\$55,078.00	\$55,078.00

Latitude: 44.983636 Longitude: -93.266711

Employer Name/Employer Address	Graph	Count	Mean Wage	Median Wage	Lowest Wage	Highest Wage
FOLEY & MANSFIELD, PLLP, 250 MARQUETTE AVE., MINNEAPOLIS, MN (https://www.google.com/maps/place/250%20MARQUETTE%20AVE.,MINNEAPOLIS,MN)	Graph	1	\$80,000.00	\$80,000.00	\$80,000.00	\$80,000.00
Totals	Graph	1	\$80,000.00	\$80,000.00	\$80,000.00	\$80,000.00

Employer Name/Worksite Address	Graph	Count	Mean Wage	Median Wage	Lowest Wage	Highest Wage
FOLEY & MANSFIELD, PLLP, 250 MARQUETTE AVE., MINNEAPOLIS, MN (https://www.google.com/maps/place/250%20MARQUETTE%20AVE.,MINNEAPOLIS,MN)	Graph	1	\$80,000.00	\$80,000.00	\$80,000.00	\$80,000.00
THE SCOLAR COMPANY, 250 MARQUETTE AVENUE, SUITE 1050, MINNEAPOLIS, MN (https://www.google.com/maps/place/250%20MARQUETTE%20AVENUE,%20SUITE%201050,MINNEAPOLIS,MN)	Graph	1	\$55,578.00	\$55,578.00	\$55,578.00	\$55,578.00
ACCENTURE LLP, 250 MARQUETTE AVENUE, MINNEAPOLIS, MN (https://www.google.com/maps/place/250%20MARQUETTE%20AVENUE,MINNEAPOLIS,MN)	Graph	6	\$89,391.00	\$63,000.00	\$63,000.00	\$149,000.00
Totals	Graph	8	\$83,990.50	\$63,000.00	\$55,578.00	\$149,000.00

Latitude: 44.98364 Longitude: -93.405944

Employer Name/Worksite Address	Graph	Count	Mean Wage	Median Wage	Lowest Wage	Highest Wage
E-BUSINESS INTERNATIONAL INC., 10000 HIGHWAY 55, GOLDEN VALLEY, MN (https://www.google.com/maps/place/10000%20HIGHWAY%2055,GOLDEN%20VALLEY,MN)	Graph	1	\$80,000.00	\$80,000.00	\$80,000.00	\$80,000.00
Totals	Graph	1	\$80,000.00	\$80,000.00	\$80,000.00	\$80,000.00

Latitude: 44.983771 Longitude: -93.27828

Employer Name/Employer Address	Graph	Count	Mean Wage	Median Wage	Lowest Wage	Highest Wage
NATIONAL MARROW DONOR PROGRAM, 500 N 5TH ST, MINNEAPOLIS, MN (https://www.google.com/maps/place/500%20N%205TH%20ST,MINNEAPOLIS,MN)	Graph	6	\$105,156.50	\$110,000.00	\$56,181.00	\$129,758.00
Totals	Graph	6	\$105,156.50	\$110,000.00	\$56,181.00	\$129,758.00

Employer Name/Worksite Address	Graph	Count	Mean Wage	Median Wage	Lowest Wage	Highest Wage
TECHNOSOFT GROUP INC, 500 N 5TH ST, MINNEAPOLIS, MN (https://www.google.com/maps/place/500%20N%205TH%20ST,MINNEAPOLIS,MN)	Graph	1	\$62,750.00	\$62,750.00	\$62,750.00	\$62,750.00
CLEAR THOUGHT SOLUTIONS LLC, 500 N 5TH ST., MINNEAPOLIS, MN (https://www.google.com/maps/place/500%20N%205TH%20ST.,MINNEAPOLIS,MN)	Graph	3	\$74,186.67	\$79,040.00	\$64,480.00	\$79,040.00
RANDSTAD TECHNOLOGIES, LLC, 500 N 5TH STREET, MINNEAPOLIS, MN (https://www.google.com/maps/place/500%20N%205TH%20STREET,MINNEAPOLIS,MN)	Graph	5	\$78,553.20	\$65,666.00	\$60,000.00	\$125,410.00
Totals	Graph	9	\$75,341.78	\$65,666.00	\$60,000.00	\$125,410.00

Latitude: 44.983993 Longitude: -93.266631

Employer Name/Employer Address	Graph	Count	Mean Wage	Median Wage	Lowest Wage	Highest Wage
FEDERAL RESERVE BANK OF MINNEAPOLIS, 90 HENNEPIN AVE, MINNEAPOLIS, MN (https://www.google.com/maps/place/90%20HENNEPIN%20AVE,MINNEAPOLIS,MN)	Graph	1	\$143,535.00	\$143,535.00	\$143,535.00	\$143,535.00
Totals	Graph	1	\$143,535.00	\$143,535.00	\$143,535.00	\$143,535.00

Employer Name/Worksite Address	Graph	Count	Mean Wage	Median Wage	Lowest Wage	Highest Wage
EXPERIS US, INC., 90 HENNEPIN AVE., MINNEAPOLIS, MN (https://www.google.com/maps/place/90%20HENNEPIN%20AVE.,MINNEAPOLIS,MN)	Graph	1	\$77,771.20	\$77,771.20	\$77,771.20	\$77,771.20

Employer Name/Worksite Address	Graph	Count	Mean Wage	Median Wage	Lowest Wage	Highest Wage
OPENBOX SOLUTIONS, INC., 90 HENNEPIN AVE, MINNEAPOLIS, MN (https://www.google.com/maps/place/90%20HENNEPIN%20AVE,MINNEAPOLIS,MN)	Graph	1	\$92,000.00	\$92,000.00	\$92,000.00	\$92,000.00
OPENBOX SOLUTIONS, INC., 92 HENNEPIN AVE, MINNEAPOLIS, MN (https://www.google.com/maps/place/92%20HENNEPIN%20AVE,MINNEAPOLIS,MN)	Graph	1	\$92,000.00	\$92,000.00	\$92,000.00	\$92,000.00
CLOUDRAY INC, 90 HENNEPIN AVE, MINNEAPOLIS, MN (https://www.google.com/maps/place/90%20HENNEPIN%20AVE,MINNEAPOLIS,MN)	Graph	7	\$93,086.43	\$90,000.00	\$65,000.00	\$143,535.00
FRONTAGE TECHNOLOGIES INC, 90 HENNEPIN AVENUE, MINNEAPOLIS, MN (https://www.google.com/maps/place/90%20HENNEPIN%20AVENUE,MINNEAPOLIS,MN)	Graph	9	\$79,934.11	\$78,000.00	\$75,000.00	\$90,000.00
Totals	Graph	19	\$85,935.96	\$80,000.00	\$65,000.00	\$143,535.00

Latitude: 44.984482 Longitude: -93.268245

Employer Name/Employer Address	Graph	Count	Mean Wage	Median Wage	Lowest Wage	Highest Wage
FRWD CO., 120 FIRST AVENUE NORTH, MINNEAPOLIS, MN (https://www.google.com/maps/place/120%20FIRST%20AVENUE%20NORTH,MINNEAPOLIS,MN)	Graph	1	\$100,000.00	\$100,000.00	\$100,000.00	\$100,000.00
Totals	Graph	1	\$100,000.00	\$100,000.00	\$100,000.00	\$100,000.00

Employer Name/Worksite Address	Graph	Count	Mean Wage	Median Wage	Lowest Wage	Highest Wage
FRWD CO., 120 FIRST AVENUE NORTH, MINNEAPOLIS, MN (https://www.google.com/maps/place/120%20FIRST%20AVENUE%20NORTH,MINNEAPOLIS,MN)	Graph	1	\$100,000.00	\$100,000.00	\$100,000.00	\$100,000.00
Totals	Graph	1	\$100,000.00	\$100,000.00	\$100,000.00	\$100,000.00

Latitude: 44.984493 Longitude: -93.181077

Employer Name/Worksite Address	Graph	Count	Mean Wage	Median Wage	Lowest Wage	Highest Wage
UNIVERSITY OF MINNESOTA, 1994 BUFORD AVE, ST. PAUL, MN (https://www.google.com/maps/place/1994%20BUFORD%20AVE,ST.%20PAUL,MN)	Graph	1	\$53,191.00	\$53,191.00	\$53,191.00	\$53,191.00
Totals	Graph	1	\$53,191.00	\$53,191.00	\$53,191.00	\$53,191.00

Latitude: 44.984531 Longitude: -93.294957

Employer Name/Employer Address	Graph	Count	Mean Wage	Median Wage	Lowest Wage	Highest Wage
HARVEST NETWORK OF SCHOOLS INC, 1300 OLSON MEMORIAL HIGHWAY, MINNEAPOLIS, MN (https://www.google.com/maps/place/1300%20OLSON%20MEMORIAL%20HIGHWAY,MINNEAPOLIS,MN)	Graph	1	\$67,822.00	\$67,822.00	\$67,822.00	\$67,822.00
Totals	Graph	1	\$67,822.00	\$67,822.00	\$67,822.00	\$67,822.00

Employer Name/Worksite Address	Graph	Count	Mean Wage	Median Wage	Lowest Wage	Highest Wage
HARVEST NETWORK OF SCHOOLS INC, 1300 OLSON MEMORIAL HIGHWAY, MINNEAPOLIS, MN (https://www.google.com/maps/place/1300%20OLSON%20MEMORIAL%20HIGHWAY,MINNEAPOLIS,MN)	Graph	1	\$67,822.00	\$67,822.00	\$67,822.00	\$67,822.00
Totals	Graph	1	\$67,822.00	\$67,822.00	\$67,822.00	\$67,822.00

Latitude: 44.984574 Longitude: -93.181853

Employer Name/Worksite Address	Graph	Count	Mean Wage	Median Wage	Lowest Wage	Highest Wage
UNIVERSITY OF MINNESOTA, 1445 GORTNER AVE, ST. PAUL, MN (https://www.google.com/maps/place/1445%20GORTNER%20AVE,ST.%20PAUL,MN)	Graph	1	\$48,500.00	\$48,500.00	\$48,500.00	\$48,500.00
Totals	Graph	1	\$48,500.00	\$48,500.00	\$48,500.00	\$48,500.00

Latitude: 44.984604 Longitude: -93.254522

Employer Name/Worksite Address	Graph	Count	Mean Wage	Median Wage	Lowest Wage	Highest Wage
UNIVERSITY OF MINNESOTA, 2 - 3RD AVENUE SE, MINNEAPOLIS, MN (https://www.google.com/maps/place/2%20-%203RD%20AVENUE%20SE,MINNEAPOLIS,MN)	Graph	1	\$60,000.00	\$60,000.00	\$60,000.00	\$60,000.00
Totals	Graph	1	\$60,000.00	\$60,000.00	\$60,000.00	\$60,000.00

Latitude: 44.984625 Longitude: -93.272783

Employer Name/Employer Address	Graph	Count	Mean Wage	Median Wage	Lowest Wage	Highest Wage
LOGICS DATA INC., 333 WASHINGTON AVE N, MINNEAPOLIS, MN (https://www.google.com/maps/place/333%20WASHINGTON%20AVE%20N,MINNEAPOLIS,MN)	Graph	1	\$70,000.00	\$70,000.00	\$70,000.00	\$70,000.00
LOGICS DATA INC., 333 WASHINGTON AVENUE NORTH, MINNEAPOLIS, MN (https://www.google.com/maps/place/333%20WASHINGTON%20AVENUE%20NORTH,MINNEAPOLIS,MN)	Graph	1	\$57,000.00	\$57,000.00	\$57,000.00	\$57,000.00
Totals	Graph	2	\$63,500.00	\$57,000.00	\$57,000.00	\$70,000.00

Employer Name/Worksite Address	Graph	Count	Mean Wage	Median Wage	Lowest Wage	Highest Wage
LOGICS DATA INC., 333 WASHINGTON AVENUE N, MINNEAPOLIS, MN (https://www.google.com/maps/place/333%20WASHINGTON%20AVENUE%20N,MINNEAPOLIS,MN)	Graph	1	\$57,000.00	\$57,000.00	\$57,000.00	\$57,000.00
Totals	Graph	1	\$57,000.00	\$57,000.00	\$57,000.00	\$57,000.00

Latitude: 44.98465 Longitude: -93.270469

Employer Name/Employer Address	Graph	Count	Mean Wage	Median Wage	Lowest Wage	Highest Wage
SNOW KREILICH ARCHITECTS, INC, 219 NORTH 2ND STREET, SUITE 120, MINNEAPOLIS, MN (https://www.google.com/maps/place/219%20NORTH%202ND%20STREET,%20SUITE%20120,MINNEAPOLIS,MN)	Graph	1	\$40,685.00	\$40,685.00	\$40,685.00	\$40,685.00
Totals	Graph	1	\$40,685.00	\$40,685.00	\$40,685.00	\$40,685.00

Employer Name/Worksite Address	Graph	Count	Mean Wage	Median Wage	Lowest Wage	Highest Wage
SNOW KREILICH ARCHITECTS, INC, 219 NORTH 2ND STREET, SUITE 120, MINNEAPOLIS, MN (https://www.google.com/maps/place/219%20NORTH%202ND%20STREET,%20SUITE%20120,MINNEAPOLIS,MN)	Graph	1	\$40,685.00	\$40,685.00	\$40,685.00	\$40,685.00
STREAM GLOBAL SOLUTIONS LLC, 219 N. 2ND STREET, MINNEAPOLIS, MN (https://www.google.com/maps/place/219%20N.%202ND%20STREET,MINNEAPOLIS,MN)	Graph	1	\$65,707.00	\$65,707.00	\$65,707.00	\$65,707.00
CYBECYS, INC, 219 N 2ND STREET, MINNEAPOLIS, MN (https://www.google.com/maps/place/219%20N%202ND%20STREET,MINNEAPOLIS,MN)	Graph	4	\$68,750.00	\$70,000.00	\$65,000.00	\$70,000.00
Totals	Graph	6	\$63,565.33	\$65,707.00	\$40,685.00	\$70,000.00

Latitude: 44.98466 Longitude: -93.268178

Employer Name/Employer Address	Graph	Count	Mean Wage	Median Wage	Lowest Wage	Highest Wage
ALLIANCE FRANCAISE DE MINNEAPOLIS - ST. PAUL, 113 N FIRST STREET, MINNEAPOLIS, MN (https://www.google.com/maps/place/113%20N%20FIRST%20STREET,MINNEAPOLIS,MN)	Graph	1	\$41,600.00	\$41,600.00	\$41,600.00	\$41,600.00
ALLIANCE FRANCAISE OF THE TWIN CITIES, 113 N FIRST STREET, MINNEAPOLIS, MN (https://www.google.com/maps/place/113%20N%20FIRST%20STREET,MINNEAPOLIS,MN)	Graph	1	\$41,600.00	\$41,600.00	\$41,600.00	\$41,600.00
Totals	Graph	2	\$41,600.00	\$41,600.00	\$41,600.00	\$41,600.00

Employer Name/Worksite Address	Graph	Count	Mean Wage	Median Wage	Lowest Wage	Highest Wage
--------------------------------	-------	-------	-----------	-------------	-------------	--------------

Employer Name/Worksite Address	Graph	Count	Mean Wage	Median Wage	Lowest Wage	Highest Wage
ALLIANCE FRANCAISE OF THE TWIN CITIES, 113 N FIRST STREET, MINNEAPOLIS, MN (https://www.google.com/maps/place/113%20N%20FIRST%20STREET,MINNEAPOLIS,MN)	Graph	2	\$41,600.00	\$41,600.00	\$41,600.00	\$41,600.00
Totals	Graph	2	\$41,600.00	\$41,600.00	\$41,600.00	\$41,600.00

Latitude: 44.984661 Longitude: -93.212147

Employer Name/Worksite Address	Graph	Count	Mean Wage	Median Wage	Lowest Wage	Highest Wage
MERIBEL ENTERPRISES, LLC, 2950 WEEKS AVENUE SE, MINNEAPOLIS, MN (https://www.google.com/maps/place/2950%20WEEKS%20AVENUE%20SE,MINNEAPOLIS,MN)	Graph	1	\$64,418.00	\$64,418.00	\$64,418.00	\$64,418.00
Totals	Graph	1	\$64,418.00	\$64,418.00	\$64,418.00	\$64,418.00

Employer Name/Worksite Address	Graph	Count	Mean Wage	Median Wage	Lowest Wage	Highest Wage
MERIBEL ENTERPRISES, LLC, 2950 WEEKS AVENUE SE, MINNEAPOLIS, MN (https://www.google.com/maps/place/2950%20WEEKS%20AVENUE%20SE,MINNEAPOLIS,MN)	Graph	1	\$64,418.00	\$64,418.00	\$64,418.00	\$64,418.00
Totals	Graph	1	\$64,418.00	\$64,418.00	\$64,418.00	\$64,418.00

Latitude: 44.984665 Longitude: -93.331164

Employer Name/Worksite Address	Graph	Count	Mean Wage	Median Wage	Lowest Wage	Highest Wage
M. A. MORTENSON COMPANY, 700 MEADOW LANE NORTH, MINNEAPOLIS, MN (https://www.google.com/maps/place/700%20MEADOW%20LANE%20NORTH,MINNEAPOLIS,MN)	Graph	5	\$65,965.40	\$66,227.00	\$62,000.00	\$70,000.00
Totals	Graph	5	\$65,965.40	\$66,227.00	\$62,000.00	\$70,000.00

Employer Name/Worksite Address	Graph	Count	Mean Wage	Median Wage	Lowest Wage	Highest Wage
M. A. MORTENSON COMPANY, 700 MEADOW LANE NORTH, MINNEAPOLIS, MN (https://www.google.com/maps/place/700%20MEADOW%20LANE%20NORTH,MINNEAPOLIS,MN)	Graph	4	\$65,256.75	\$62,800.00	\$62,000.00	\$70,000.00
Totals	Graph	4	\$65,256.75	\$62,800.00	\$62,000.00	\$70,000.00

Latitude: 44.984772 Longitude: -93.457664

Employer Name/Worksite Address	Graph	Count	Mean Wage	Median Wage	Lowest Wage	Highest Wage
THE TILE SHOP, LLC, 14000 CARLSON PARKWAY, PLYMOUTH, MN (https://www.google.com/maps/place/14000%20CARLSON%20PARKWAY,PLYMOUTH,MN)	Graph	3	\$77,923.80	\$90,397.00	\$50,294.40	\$93,080.00
Totals	Graph	3	\$77,923.80	\$90,397.00	\$50,294.40	\$93,080.00

Employer Name/Worksite Address	Graph	Count	Mean Wage	Median Wage	Lowest Wage	Highest Wage
THE TILE SHOP, LLC, 14000 CARLSON PARKWAY, PLYMOUTH, MN (https://www.google.com/maps/place/14000%20CARLSON%20PARKWAY,PLYMOUTH,MN)	Graph	3	\$77,923.80	\$90,397.00	\$50,294.40	\$93,080.00
Totals	Graph	3	\$77,923.80	\$90,397.00	\$50,294.40	\$93,080.00

Latitude: 44.98479 Longitude: -93.270438

Employer Name/Worksite Address	Graph	Count	Mean Wage	Median Wage	Lowest Wage	Highest Wage
ESTABLISHED BRANDS INC., 222 N 2ND ST, MINNEAPOLIS, MN (https://www.google.com/maps/place/222%20N%202ND%20ST,MINNEAPOLIS,MN)	Graph	1	\$60,000.00	\$60,000.00	\$60,000.00	\$60,000.00

Employer Name/Worksite Address	Graph	Count	Mean Wage	Median Wage	Lowest Wage	Highest Wage
Totals	Graph	1	\$60,000.00	\$60,000.00	\$60,000.00	\$60,000.00

Latitude: 44.98481 Longitude: -93.269449

Employer Name/Employer Address	Graph	Count	Mean Wage	Median Wage	Lowest Wage	Highest Wage
COMMUNITY ACTION PARTNERSHIP OF RAMSEY & WASHINGTON COUNTIES, 450 SYNDICATE STREET NORTH, ST. PAUL, MN (https://www.google.com/maps/place/450%20SYNDICATE%20STREET%20NORTH,ST.%20PAUL,MN)	Graph	1	\$69,659.00	\$69,659.00	\$69,659.00	\$69,659.00
Totals	Graph	1	\$69,659.00	\$69,659.00	\$69,659.00	\$69,659.00

Employer Name/Worksite Address	Graph	Count	Mean Wage	Median Wage	Lowest Wage
CDI CORPORATION, XCEL ENERGY SERVICES INC., MINNEAPOLIS, MN (https://www.google.com/maps/place/XCEL%20ENERGY%20SERVICES%20INC.,MINNEAPOLIS,MN)	Graph	1	\$108,264.00	\$108,264.00	\$108,264.00
CEB INC., CEB ICONOCULTURE, MINNEAPOLIS, MN (https://www.google.com/maps/place/CEB%20ICONOCULTURE,MINNEAPOLIS,MN)	Graph	1	\$81,600.00	\$81,600.00	\$81,600.00
ENCLARITY, INC., 330 2ND AVENUE SOUTH, MINNEAPOLIS, MN (https://www.google.com/maps/place/330%202ND%20AVENUE%20SOUTH,MINNEAPOLIS,MN)	Graph	1	\$55,000.00	\$55,000.00	\$55,000.00
INVENTIV HEALTH INC., 401 S. 1ST STREET, MINNEAPOLIS, MN (https://www.google.com/maps/place/401%20S.%201ST%20STREET,MINNEAPOLIS,MN)	Graph	1	\$90,000.02	\$90,000.02	\$90,000.02
OBERON IT, 600 S 4TH ST., MINNEAPOLIS, MN (https://www.google.com/maps/place/600%20S%204TH%20ST.,MINNEAPOLIS,MN)	Graph	1	\$62,000.00	\$62,000.00	\$62,000.00
OLSON+CO., INC., OLSON+CO., INC., MINNEAPOLIS, MN (https://www.google.com/maps/place/OLSON+CO.,%20INC.,MINNEAPOLIS,MN)	Graph	1	\$112,132.80	\$112,132.80	\$112,132.80
POLAR IT SERVICES INC, FEDERAL RESERVE BANK OF MINNEAPOLIS, MINNEAPOLIS, MN (https://www.google.com/maps/place/FEDERAL%20RESERVE%20BANK%20OF%20MINNEAPOLIS,MINNEAPOLIS,MN)	Graph	1	\$103,626.00	\$103,626.00	\$103,626.00
TEKNAUX, LLC, 100 WASHINGTON AV S, MINNEAPOLIS, MN (https://www.google.com/maps/place/100%20WASHINGTON%20AV%20S,MINNEAPOLIS,MN)	Graph	1	\$62,733.00	\$62,733.00	\$62,733.00
UTOPIA GLOBAL, INC., 414 NICOLLET MALL, MP-9, MINNEAPOLIS, MN (https://www.google.com/maps/place/414%20NICOLLET%20MALL,%20MP-9,MINNEAPOLIS,MN)	Graph	1	\$104,350.00	\$104,350.00	\$104,350.00
EXCELENCIA INC, 250, MARQUETTE AVE, MINNEAPOLIS, MN (https://www.google.com/maps/place/250,%20MARQUETTE%20AVE,MINNEAPOLIS,MN)	Graph	2	\$63,000.00	\$63,000.00	\$63,000.00
ILOGIC, INC, WELLS FARGO, MINNEAPOLIS, MN (https://www.google.com/maps/place/WELLS%20FARGO,MINNEAPOLIS,MN)	Graph	2	\$86,756.90	\$64,501.00	\$64,501.00
VOYA SERVICES COMPANY, VOYA SERVICES COMPANY, MINNEAPOLIS, MN (https://www.google.com/maps/place/VOYA%20SERVICES%20COMPANY,MINNEAPOLIS,MN)	Graph	2	\$94,875.00	\$91,000.00	\$91,000.00
MEYER, SCHERER & ROCKCASTLE, LTD, MSR DESIGN, MINNEAPOLIS, MN (https://www.google.com/maps/place/MSR%20DESIGN,MINNEAPOLIS,MN)	Graph	4	\$48,000.00	\$48,000.00	\$48,000.00
DELOITTE CONSULTING LLP, 50 SOUTH 6TH STREET, MINNEAPOLIS, MN (https://www.google.com/maps/place/50%20SOUTH%206TH%20STREET,MINNEAPOLIS,MN)	Graph	15	\$68,307.00	\$68,307.00	\$68,307.00
Totals	Graph	34	\$73,105.14	\$68,307.00	\$48,000.00

Latitude: 44.985093 Longitude: -93.271821

Employer Name/Worksite Address	Graph	Count	Mean Wage	Median Wage	Lowest Wage	Highest Wage
RALLY HEALTH, INC., 212 3RD AVENUE NORTH, MINNEAPOLIS, MN (https://www.google.com/maps/place/212%203RD%20AVENUE%20NORTH,MINNEAPOLIS,MN)	Graph	1	\$93,080.00	\$93,080.00	\$93,080.00	\$93,080.00
Totals	Graph	1	\$93,080.00	\$93,080.00	\$93,080.00	\$93,080.00

Latitude: 44.985447 Longitude: -93.269279

Employer Name/Employer Address	Graph	Count	Mean Wage	Median Wage	Lowest Wage	Highest Wage
--------------------------------	-------	-------	-----------	-------------	-------------	--------------

Employer Name/Employer Address	Graph	Count	Mean Wage	Median Wage	Lowest Wage	Highest Wage
WOLFNET TECHNOLOGIES, LLC, 211 N 1ST STREET, MINNEAPOLIS, MN (https://www.google.com/maps/place/211%20N%201ST%20STREET,MINNEAPOLIS,MN)	Graph	1	\$60,778.00	\$60,778.00	\$60,778.00	\$60,778.00
Totals	Graph	1	\$60,778.00	\$60,778.00	\$60,778.00	\$60,778.00

Employer Name/Worksite Address	Graph	Count	Mean Wage	Median Wage	Lowest Wage	Highest Wage
WOLFNET TECHNOLOGIES, LLC, 211 N 1ST STREET, MINNEAPOLIS, MN (https://www.google.com/maps/place/211%20N%201ST%20STREET,MINNEAPOLIS,MN)	Graph	1	\$60,778.00	\$60,778.00	\$60,778.00	\$60,778.00
Totals	Graph	1	\$60,778.00	\$60,778.00	\$60,778.00	\$60,778.00

Latitude: 44.985564 Longitude: -93.184909

Employer Name/Worksite Address	Graph	Count	Mean Wage	Median Wage	Lowest Wage	Highest Wage
UNIVERSITY OF MINNESOTA, 1991 UPPER BUFORD CIRCLE, ST. PAUL, MN (https://www.google.com/maps/place/1991%20UPPER%20BUFORD%20CIRCLE,ST.%20PAUL,MN)	Graph	1	\$50,000.00	\$50,000.00	\$50,000.00	\$50,000.00
Totals	Graph	1	\$50,000.00	\$50,000.00	\$50,000.00	\$50,000.00

Latitude: 44.986094 Longitude: -93.277187

Employer Name/Employer Address	Graph	Count	Mean Wage	Median Wage	Lowest Wage	Highest Wage
ATOMIC DATA, LLC, 615 N 3RD STREET, MINNEAPOLIS, MN (https://www.google.com/maps/place/615%20N%203RD%20STREET,MINNEAPOLIS,MN)	Graph	1	\$92,893.00	\$92,893.00	\$92,893.00	\$92,893.00
Totals	Graph	1	\$92,893.00	\$92,893.00	\$92,893.00	\$92,893.00

Employer Name/Worksite Address	Graph	Count	Mean Wage	Median Wage	Lowest Wage	Highest Wage
ATOMIC DATA, LLC, 615 N 3RD STREET, MINNEAPOLIS, MN (https://www.google.com/maps/place/615%20N%203RD%20STREET,MINNEAPOLIS,MN)	Graph	1	\$92,893.00	\$92,893.00	\$92,893.00	\$92,893.00
Totals	Graph	1	\$92,893.00	\$92,893.00	\$92,893.00	\$92,893.00

Latitude: 44.986231 Longitude: -93.272688

Employer Name/Worksite Address	Graph	Count	Mean Wage	Median Wage	Lowest Wage	Highest Wage
GGK TECHNOLOGIES INC, 417 N 2ND AVE, MINNEAPOLIS, MN (https://www.google.com/maps/place/417%20N%202ND%20AVE,MINNEAPOLIS,MN)	Graph	5	\$80,000.00	\$80,000.00	\$80,000.00	\$80,000.00
Totals	Graph	5	\$80,000.00	\$80,000.00	\$80,000.00	\$80,000.00

Latitude: 44.987204 Longitude: -93.34991

Employer Name/Worksite Address	Graph	Count	Mean Wage	Median Wage	Lowest Wage	Highest Wage
JAISANGUINE, 701 LILAC DRIVE N, MINNEAPOLIS, MN (https://www.google.com/maps/place/701%20LILAC%20DRIVE%20N,MINNEAPOLIS,MN)	Graph	1	\$64,500.00	\$64,500.00	\$64,500.00	\$64,500.00
CORPORATE SOLUTIONS GENERAL INC, 701 LILAC DR N, MINNEAPOLIS, MN (https://www.google.com/maps/place/701%20LILAC%20DR%20N,MINNEAPOLIS,MN)	Graph	2	\$70,000.00	\$70,000.00	\$70,000.00	\$70,000.00
FUJITSU AMERICA, INC., 701 N. LILAC DRIVE, MINNEAPOLIS, MN (https://www.google.com/maps/place/701%20N.%20LILAC%20DRIVE,MINNEAPOLIS,MN)	Graph	15	\$76,734.00	\$76,734.00	\$76,734.00	\$76,734.00
Totals	Graph	18	\$75,306.11	\$76,734.00	\$64,500.00	\$76,734.00

Latitude: 44.987635 Longitude: -93.277026

Employer Name/Worksite Address	Graph	Count	Mean Wage	Median Wage	Lowest Wage	Highest Wage
HCL AMERICA, INC., 718 WASHINGTON AVENUE, MINNEAPOLIS, MN (https://www.google.com/maps/place/718%20WASHINGTON%20AVENUE,MINNEAPOLIS,MN)	Graph	20	\$77,771.00	\$77,771.00	\$77,771.00	\$77,771.00
Totals	Graph	20	\$77,771.00	\$77,771.00	\$77,771.00	\$77,771.00

Latitude: 44.987757 Longitude: -93.27697

Employer Name/Employer Address	Graph	Count	Mean Wage	Median Wage	Low Wage
POWERTEAM, LLC, 718 WASHINGTON AVENUE NORTH, SUITE 202, MINNEAPOLIS, MN (https://www.google.com/maps/place/718%20WASHINGTON%20AVENUE%20NORTH,%20SUITE%20202,MINNEAPOLIS,MN)	Graph	1	\$120,000.00	\$120,000.00	\$120,000.00
POWERTEAM, INC., 718 WASHINGTON AVENUE NORTH, SUITE 202, MINNEAPOLIS, MN (https://www.google.com/maps/place/718%20WASHINGTON%20AVENUE%20NORTH,%20SUITE%20202,MINNEAPOLIS,MN)	Graph	2	\$82,753.00	\$65,000.00	\$65,000.00
POWERTEAM, LLC, DBA POWEROBJECTS, 718 WASHINGTON AVENUE NORTH, SUITE 202, MINNEAPOLIS, MN (https://www.google.com/maps/place/718%20WASHINGTON%20AVENUE%20NORTH,%20SUITE%20202,MINNEAPOLIS,MN)	Graph	9	\$89,378.11	\$90,000.00	\$64,501.00
Totals	Graph	12	\$90,825.75	\$90,000.00	\$64,501.00

Employer Name/Worksite Address	Graph	Count	Mean Wage	Median Wage	Lowest Wage
HCL AMERICA, INC., 718 WASHINGTON AVE N SUITE 101, MINNEAPOLIS, MN (https://www.google.com/maps/place/718%20WASHINGTON%20AVE%20N,%20SUITE%20101,MINNEAPOLIS,MN)	Graph	1	\$77,771.00	\$77,771.00	\$77,771.00
POWERTEAM, INC., 718 WASHINGTON AVE. N., MINNEAPOLIS, MN (https://www.google.com/maps/place/718%20WASHINGTON%20AVE.%20N.,MINNEAPOLIS,MN)	Graph	1	\$100,506.00	\$100,506.00	\$100,506.00
POWERTEAM, LLC, DBA POWEROBJECTS, 718 WASHINGTON AVE. N., SUITE 101, MINNEAPOLIS, MN (https://www.google.com/maps/place/718%20WASHINGTON%20AVE.%20N.,%20SUITE%20101,MINNEAPOLIS,MN)	Graph	1	\$105,000.00	\$105,000.00	\$105,000.00
Totals	Graph	3	\$94,425.67	\$100,506.00	\$77,771.00

Latitude: 44.988013 Longitude: -93.256105

Employer Name/Worksite Address	Graph	Count	Mean Wage	Median Wage	Lowest Wage	Highest Wage
SMARTTHINGS, INC., 308 E HENNEPIN AVENUE, MINNEAPOLIS, MN (https://www.google.com/maps/place/308%20E%20HENNEPIN%20AVENUE,MINNEAPOLIS,MN)	Graph	1	\$104,325.00	\$104,325.00	\$104,325.00	\$104,325.00
Totals	Graph	1	\$104,325.00	\$104,325.00	\$104,325.00	\$104,325.00

Latitude: 44.988368 Longitude: -93.280385

Employer Name/Worksite Address	Graph	Count	Mean Wage	Median Wage	Lowest Wage	Highest Wage
VAKTECH CORPORATION, LLC, 901 N. 3RD STREET #195, MINNEAPOLIS, MN (https://www.google.com/maps/place/901%20N.%203RD%20STREET%20#195,MINNEAPOLIS,MN)	Graph	1	\$60,000.00	\$60,000.00	\$60,000.00	\$60,000.00
Totals	Graph	1	\$60,000.00	\$60,000.00	\$60,000.00	\$60,000.00

Latitude: 44.988555 Longitude: -93.278698

Employer Name/Worksite Address	Graph	Count	Mean Wage	Median Wage	Low Wage
POWERTEAM, LLC, DBA POWEROBJECTS, 718 WASHINGTON AVENUE NORTH, SUITE 101, MINNEAPOLIS, MN (https://www.google.com/maps/place/718%20WASHINGTON%20AVENUE%20NORTH,%20SUITE%20101,MINNEAPOLIS,MN)	Graph	1	\$64,501.00	\$64,501.00	\$64,501.00
POWERTEAM, LLC, DBA POWEROBJECTS, 718 WASHINGTON AVE N., SUITE 101, MINNEAPOLIS, MN (https://www.google.com/maps/place/718%20WASHINGTON%20AVE%20N.,%20SUITE%20101,MINNEAPOLIS,MN)	Graph	2	\$90,000.00	\$90,000.00	\$90,000.00
POWERTEAM, LLC, DBA POWEROBJECTS, 718 WASHINGTON AVE N, SUITE 101, MINNEAPOLIS, MN (https://www.google.com/maps/place/718%20WASHINGTON%20AVE%20N,%20SUITE%20101,MINNEAPOLIS,MN)	Graph	3	\$113,333.33	\$120,000.00	\$100,000.00
POWERTEAM, LLC, DBA POWEROBJECTS, 718 WASHINGTON AVE. N., SUITE 101, MINNEAPOLIS, MN (https://www.google.com/maps/place/718%20WASHINGTON%20AVE.%20N.,%20SUITE%20101,MINNEAPOLIS,MN)	Graph	4	\$74,975.50	\$64,501.00	\$64,501.00

Employer Name/Worksite Address	Graph	Count	Mean Wage	Median Wage	Low Wage
Totals	Graph	10	\$88,440.30	\$90,000.00	\$64,500.00

Latitude: 44.989033 Longitude: -93.278756

Employer Name/Employer Address	Graph	Count	Mean Wage	Median Wage	Lowest Wage	Highest Wage
MINDSET CONSULTING LLC, 800 WASHINGTON AVE. NORTH, MINNEAPOLIS, MN (https://www.google.com/maps/place/800%20WASHINGTON%20AVE.%20NORTH,MINNEAPOLIS,MN)	Graph	2	\$132,500.00	\$130,000.00	\$130,000.00	\$135,000.00
NETWORK SECURITY PROFESSIONALS, INC., 800 WASHINGTON AVE. N., MINNEAPOLIS, MN (https://www.google.com/maps/place/800%20WASHINGTON%20AVE.%20N.,MINNEAPOLIS,MN)	Graph	2	\$78,000.00	\$72,000.00	\$72,000.00	\$84,000.00
Totals	Graph	4	\$105,250.00	\$84,000.00	\$72,000.00	\$135,000.00

Employer Name/Worksite Address	Graph	Count	Mean Wage	Median Wage
SIRI INFOSOLUTIONS INC., 800 WASHINGTON AVE N, SUITE 905, MINNEAPOLIS, MN (https://www.google.com/maps/place/800%20WASHINGTON%20AVE%20N,%20SUITE%20905,MINNEAPOLIS,MN)	Graph	1	\$100,000.00	\$100,000.00
TATA CONSULTANCY SERVICES LIMITED, 800 WASHINGTON AVE N, MINNEAPOLIS, MN (https://www.google.com/maps/place/800%20WASHINGTON%20AVE%20N,MINNEAPOLIS,MN)	Graph	1	\$60,700.00	\$60,700.00
TATA CONSULTANCY SERVICES LIMITED, 800 WASHINGTON AVE NORTH, MINNEAPOLIS, MN (https://www.google.com/maps/place/800%20WASHINGTON%20AVE%20NORTH,MINNEAPOLIS,MN)	Graph	1	\$69,576.00	\$69,576.00
TATA CONSULTANCY SERVICES LIMITED, 800 WASHINGTON AVENUE NORTH, MINNEAPOLIS, MN (https://www.google.com/maps/place/800%20WASHINGTON%20AVENUE%20NORTH,MINNEAPOLIS,MN)	Graph	1	\$62,500.00	\$62,500.00
MINDSET CONSULTING LLC, 800 WASHINGTON AVE. NORTH, MINNEAPOLIS, MN (https://www.google.com/maps/place/800%20WASHINGTON%20AVE.%20NORTH,MINNEAPOLIS,MN)	Graph	2	\$132,500.00	\$130,000.00
TATA CONSULTANCY SERVICES LIMITED, 800 WASHINGTON AVENUE NORTH SUITE 400, MINNEAPOLIS, MN, MN (https://www.google.com/maps/place/800%20WASHINGTON%20AVENUE%20NORTH%20SUITE%20400,MINNEAPOLIS,%20MN,MN)	Graph	3	\$64,522.00	\$64,522.00
Totals	Graph	9	\$83,482.44	\$64,522.00

Latitude: 44.989036 Longitude: -93.400739

Employer Name/Worksite Address	Graph	Count	Mean Wage	Median Wage	Lowest Wage	Highest Wage
VERIZON BUSINESS NETWORK SERVICES, INC., 505 HIGHWAY 169 N, PLYMOUTH, MN (https://www.google.com/maps/place/505%20HIGHWAY%20169%20N,PLYMOUTH,MN)	Graph	1	\$127,524.00	\$127,524.00	\$127,524.00	\$127,524.00
Totals	Graph	1	\$127,524.00	\$127,524.00	\$127,524.00	\$127,524.00

Latitude: 44.989057 Longitude: -93.383131

Employer Name/Worksite Address	Graph	Count	Mean Wage	Median Wage	Lowest Wage	Highest Wage
IIT JOBS, INC, 8121 10TH AVE N, GOLDEN VALLEY, MN (https://www.google.com/maps/place/8121%2010TH%20AVE%20N,GOLDEN%20VALLEY,MN)	Graph	1	\$62,733.00	\$62,733.00	\$62,733.00	\$62,733.00
MCKESSON CORPORATION, 8121 10TH AVE N, MINNEAPOLIS, MN (https://www.google.com/maps/place/8121%2010TH%20AVE%20N,MINNEAPOLIS,MN)	Graph	2	\$70,000.00	\$70,000.00	\$70,000.00	\$70,000.00
Totals	Graph	3	\$67,577.67	\$70,000.00	\$62,733.00	\$70,000.00

Latitude: 44.989369 Longitude: -93.409595

Employer Name/Employer Address	Graph	Count	Mean Wage	Median Wage	Lowest Wage	Highest Wage
MVP LOGISTICS LLC, 10205 10TH AVE N STE A, PLYMOUTH, MN (https://www.google.com/maps/place/10205%2010TH%20AVE%20N%20STE%20A,PLYMOUTH,MN)	Graph	1	\$62,500.00	\$62,500.00	\$62,500.00	\$62,500.00
Totals	Graph	1	\$62,500.00	\$62,500.00	\$62,500.00	\$62,500.00

Employer Name/Worksite Address	Graph	Count	Mean Wage	Median Wage	Lowest Wage	Highest Wage
MVP LOGISTICS LLC, 10205 10TH AVE N STE A, PLYMOUTH, MN (https://www.google.com/maps/place/10205%2010TH%20AVE%20N%20STE%20A,PLYMOUTH,MN)	Graph	1	\$62,500.00	\$62,500.00	\$62,500.00	\$62,500.00
Totals	Graph	1	\$62,500.00	\$62,500.00	\$62,500.00	\$62,500.00

Latitude: 44.98946 Longitude: -93.403115

Employer Name/Employer Address	Graph	Count	Mean Wage	Median Wage	Lowest Wage	Highest Wage
BANNER ENGINEERING CORPORATION, 9714 TENTH AVE. N., PLYMOUTH, MN (https://www.google.com/maps/place/9714%20TENTH%20AVE.%20N.,PLYMOUTH,MN)	Graph	1	\$60,000.00	\$60,000.00	\$60,000.00	\$60,000.00
Totals	Graph	1	\$60,000.00	\$60,000.00	\$60,000.00	\$60,000.00

Employer Name/Worksite Address	Graph	Count	Mean Wage	Median Wage	Lowest Wage	Highest Wage
BANNER ENGINEERING CORPORATION, 9714 10TH AVENUE N., PLYMOUTH, MN (https://www.google.com/maps/place/9714%2010TH%20AVENUE%20N.,PLYMOUTH,MN)	Graph	1	\$60,000.00	\$60,000.00	\$60,000.00	\$60,000.00
IBRAIN TECHNOLOGIES, INC., 9714 10TH AVENUE N., MINNEAPOLIS, MN (https://www.google.com/maps/place/9714%2010TH%20AVENUE%20N.,MINNEAPOLIS,MN)	Graph	1	\$77,771.00	\$77,771.00	\$77,771.00	\$77,771.00
Totals	Graph	2	\$68,885.50	\$60,000.00	\$60,000.00	\$77,771.00

Latitude: 44.9895 Longitude: -93.215104

Employer Name/Employer Address	Graph	Count	Mean Wage	Median Wage	Lowest Wage	Highest Wage
COMO EARLY LEARNING CENTER, 1024 27TH AVENUE SE, MINNEAPOLIS, MN (https://www.google.com/maps/place/1024%2027TH%20AVENUE%20SE,MINNEAPOLIS,MN)	Graph	1	\$31,200.00	\$31,200.00	\$31,200.00	\$31,200.00
Totals	Graph	1	\$31,200.00	\$31,200.00	\$31,200.00	\$31,200.00

Employer Name/Worksite Address	Graph	Count	Mean Wage	Median Wage	Lowest Wage	Highest Wage
COMO EARLY LEARNING CENTER, 1024 27TH AVENUE SE, MINNEAPOLIS, MN (https://www.google.com/maps/place/1024%2027TH%20AVENUE%20SE,MINNEAPOLIS,MN)	Graph	1	\$31,200.00	\$31,200.00	\$31,200.00	\$31,200.00
INTRIGO SYSTEMS, INC., 1026 27TH AVENUE SE, MINNEAPOLIS, MN (https://www.google.com/maps/place/1026%2027TH%20AVENUE%20SE,MINNEAPOLIS,MN)	Graph	1	\$64,550.00	\$64,550.00	\$64,550.00	\$64,550.00
Totals	Graph	2	\$47,875.00	\$31,200.00	\$31,200.00	\$64,550.00

Latitude: 44.989764 Longitude: -93.275149

Employer Name/Worksite Address	Graph	Count	Mean Wage	Median Wage	Lowest Wage	Highest Wage
GAMESTOP, INC., 724 N 1ST ST., MINNEAPOLIS, MN (https://www.google.com/maps/place/724%20N%201ST%20ST.,MINNEAPOLIS,MN)	Graph	1	\$48,000.00	\$48,000.00	\$48,000.00	\$48,000.00
Totals	Graph	1	\$48,000.00	\$48,000.00	\$48,000.00	\$48,000.00

Latitude: 44.990115 Longitude: -93.2024

Employer Name/Worksite Address	Graph	Count	Mean Wage	Median Wage	Lowest Wage	Highest Wage
LUTHERAN SOCIAL SERVICE OF MINNESOTA, 1605 EUSTIS STREET, SAINT PAUL, MN (https://www.google.com/maps/place/1605%20EUSTIS%20STREET,SAINT%20PAUL,MN)	Graph	1	\$61,500.00	\$61,500.00	\$61,500.00	\$61,500.00
Totals	Graph	1	\$61,500.00	\$61,500.00	\$61,500.00	\$61,500.00

Latitude: 44.990595 Longitude: -93.252664

Employer Name/Employer Address	Graph	Count	Mean Wage	Median Wage	Lowest Wage	Highest Wage
AMERICAN REFUGEE COMMITTEE, 615 1ST AVE NE, MINNEAPOLIS, MN (https://www.google.com/maps/place/615%201ST%20AVE%20NE,MINNEAPOLIS,MN)	Graph	1	\$105,000.00	\$105,000.00	\$105,000.00	\$105,000.00
Totals	Graph	1	\$105,000.00	\$105,000.00	\$105,000.00	\$105,000.00

Employer Name/Worksite Address	Graph	Count	Mean Wage	Median Wage	Lowest Wage	Highest Wage
AMERICAN REFUGEE COMMITTEE, 615 1ST AVE NE, MINNEAPOLIS, MN (https://www.google.com/maps/place/615%201ST%20AVE%20NE,MINNEAPOLIS,MN)	Graph	1	\$105,000.00	\$105,000.00	\$105,000.00	\$105,000.00
Totals	Graph	1	\$105,000.00	\$105,000.00	\$105,000.00	\$105,000.00

Latitude: 44.99102 Longitude: -93.360248

Employer Name/Worksite Address	Graph	Count	Mean Wage	Median Wage	Lowest Wage	Highest Wage
SURYA SYSTEMS INC., 1111 DOUGLAS DRIVE NORTH, GOLDEN VALLEY, MN (https://www.google.com/maps/place/1111%20DOUGLAS%20DRIVE%20NORTH,GOLDEN%20VALLEY,MN)	Graph	2	\$104,192.00	\$84,000.00	\$84,000.00	\$124,384.00
LUCENT IT SOLUTIONS LLC, 1111 DOUGLAS DRIVE N, GOLDEN VALLEY, MN (https://www.google.com/maps/place/1111%20DOUGLAS%20DRIVE%20N,GOLDEN%20VALLEY,MN)	Graph	3	\$66,666.67	\$65,000.00	\$65,000.00	\$70,000.00
CORPORATE SOLUTIONS GENERAL INC, 1111 DOUGLAS DR N, MINNEAPOLIS, MN (https://www.google.com/maps/place/1111%20DOUGLAS%20DR%20N,MINNEAPOLIS,MN)	Graph	6	\$70,000.00	\$70,000.00	\$70,000.00	\$70,000.00
Totals	Graph	11	\$75,307.64	\$70,000.00	\$65,000.00	\$124,384.00

Latitude: 44.991269 Longitude: -93.400741

Employer Name/Employer Address	Graph	Count	Mean Wage	Median Wage	Lowest Wage	Highest Wage
KINECT ENERGY GROUP FORMERLY U.S. ENERGY SERVICES, INC., 605 NORTH HIGHWAY 169, PLYMOUTH, MN (https://www.google.com/maps/place/605%20NORTH%20HIGHWAY%20169,PLYMOUTH,MN)	Graph	1	\$85,000.00	\$85,000.00	\$85,000.00	\$85,000.00
KINECT ENERGY GROUP, FORMERLY U.S. ENERGY SERVICES, INC., 605 NORTH HIGHWAY 169, PLYMOUTH, MN (https://www.google.com/maps/place/605%20NORTH%20HIGHWAY%20169,PLYMOUTH,MN)	Graph	1	\$47,507.20	\$47,507.20	\$47,507.20	\$47,507.20
U.S. ENERGY SERVICES, INC. A WORLD FUEL SERVICES CORP SUBSIDIARY, 605 NORTH HIGHWAY 169, PLYMOUTH, MN (https://www.google.com/maps/place/605%20NORTH%20HIGHWAY%20169,PLYMOUTH,MN)	Graph	1	\$85,000.00	\$85,000.00	\$85,000.00	\$85,000.00
U.S. ENERGY SERVICES, INC., 605 NORTH HIGHWAY 169, PLYMOUTH, MN (https://www.google.com/maps/place/605%20NORTH%20HIGHWAY%20169,PLYMOUTH,MN)	Graph	1	\$47,507.20	\$47,507.20	\$47,507.20	\$47,507.20
Totals	Graph	4	\$66,253.60	\$47,507.20	\$47,507.20	\$85,000.00

Employer Name/Worksite Address	Graph	Count	Mean Wage	Median Wage	Lowest Wage	Highest Wage
COMPUSOFT INTEGRATED SOLUTIONS, INC., 605 WATERFORD PK, PLYMOUTH, MN (https://www.google.com/maps/place/605%20WATERFORD%20PK,PLYMOUTH,MN)	Graph	1	\$63,000.00	\$63,000.00	\$63,000.00	\$63,000.00
ONEBEACON SERVICES LLC, 605 HIGHWAY 169 NORTH, PLYMOUTH, MN (https://www.google.com/maps/place/605%20HIGHWAY%20169%20NORTH,PLYMOUTH,MN)	Graph	1	\$72,000.00	\$72,000.00	\$72,000.00	\$72,000.00
WORLD FUEL SERVICES CORPORATION, 605 NORTH HIGHWAY 169, SUITE 1200, PLYMOUTH, MN (https://www.google.com/maps/place/605%20NORTH%20HIGHWAY%20169,%20SUITE%201200,PLYMOUTH,MN)	Graph	3	\$85,000.00	\$85,000.00	\$85,000.00	\$85,000.00
Totals	Graph	5	\$78,000.00	\$85,000.00	\$63,000.00	\$85,000.00

Latitude: 44.991433 Longitude: -93.44772

Employer Name/Employer Address	Graph	Count	Mean Wage	Median Wage	Lowest Wage	Highest Wage
BUHLER INC., 13105 12TH AVE N, PLYMOUTH, MN (https://www.google.com/maps/place/13105%2012TH%20AVE%20N,PLYMOUTH,MN)	Graph	2	\$77,314.00	\$71,490.00	\$71,490.00	\$83,138.00

Employer Name/Employer Address	Graph	Count	Mean Wage	Median Wage	Lowest Wage	Highest Wage
Totals	Graph	2	\$77,314.00	\$71,490.00	\$71,490.00	\$83,138.00

Employer Name/Worksite Address	Graph	Count	Mean Wage	Median Wage	Lowest Wage	Highest Wage
BUHLER INC., 13105 12TH AVE. N., PLYMOUTH, MN (https://www.google.com/maps/place/13105%2012TH%20AVE.%20N.,PLYMOUTH,MN)	Graph	1	\$71,490.00	\$71,490.00	\$71,490.00	\$71,490.00
BUHLER INC., 13105 12TH AVENUE NORTH, PLYMOUTH, MN (https://www.google.com/maps/place/13105%2012TH%20AVENUE%20NORTH,PLYMOUTH,MN)	Graph	1	\$83,138.00	\$83,138.00	\$83,138.00	\$83,138.00
Totals	Graph	2	\$77,314.00	\$71,490.00	\$71,490.00	\$83,138.00

Latitude: 44.991558 Longitude: -93.449454

Employer Name/Employer Address	Graph	Count	Mean Wage	Median Wage	Lowest Wage	Highest Wage
HAMON DELTAK, INC., 13330 12TH AVENUE N., PLYMOUTH, MN (https://www.google.com/maps/place/13330%2012TH%20AVENUE%20N.,PLYMOUTH,MN)	Graph	1	\$70,789.00	\$70,789.00	\$70,789.00	\$70,789.00
Totals	Graph	1	\$70,789.00	\$70,789.00	\$70,789.00	\$70,789.00

Employer Name/Worksite Address	Graph	Count	Mean Wage	Median Wage	Lowest Wage	Highest Wage
HAMON DELTAK, INC., 13330 12TH AVENUE N., PLYMOUTH, MN (https://www.google.com/maps/place/13330%2012TH%20AVENUE%20N.,PLYMOUTH,MN)	Graph	1	\$70,789.00	\$70,789.00	\$70,789.00	\$70,789.00
Totals	Graph	1	\$70,789.00	\$70,789.00	\$70,789.00	\$70,789.00

Latitude: 44.991579 Longitude: -93.391294

Employer Name/Worksite Address	Graph	Count	Mean Wage	Median Wage	Lowest Wage	Highest Wage
GENERAL MILLS, INC., 9000 PLYMOUTH AVENUE N., MINNEAPOLIS, MN (https://www.google.com/maps/place/9000%20PLYMOUTH%20AVENUE%20N.,MINNEAPOLIS,MN)	Graph	1	\$79,000.00	\$79,000.00	\$79,000.00	\$79,000.00
GENERAL MILLS, INC., 9000 PLYMOUTH AVE N., MINNEAPOLIS, MN (https://www.google.com/maps/place/9000%20PLYMOUTH%20AVE%20N.,MINNEAPOLIS,MN)	Graph	3	\$82,546.00	\$78,900.00	\$69,638.00	\$99,100.00
Totals	Graph	4	\$81,659.50	\$78,900.00	\$69,638.00	\$99,100.00

Latitude: 44.991583 Longitude: -93.311012

Employer Name/Employer Address	Graph	Count	Mean Wage	Median Wage	Lowest Wage	Highest Wage
PAN ASIAN COMMUNITY DEVELOPMENT, INC., 2418 PLYMOUTH AVE. N., MINNEAPOLIS, MN (https://www.google.com/maps/place/2418%20PLYMOUTH%20AVE.%20N.,MINNEAPOLIS,MN)	Graph	1	\$55,869.00	\$55,869.00	\$55,869.00	\$55,869.00
ASIAN MEDIA ACCESS, INC., 2418 PLYMOUTH AVE NORTH, MINNEAPOLIS, MN (https://www.google.com/maps/place/2418%20PLYMOUTH%20AVE%20NORTH,MINNEAPOLIS,MN)	Graph	2	\$44,500.00	\$43,000.00	\$43,000.00	\$46,000.00
Totals	Graph	3	\$48,289.67	\$46,000.00	\$43,000.00	\$55,869.00

Employer Name/Worksite Address	Graph	Count	Mean Wage	Median Wage	Lowest Wage	Highest Wage
ASIAN MEDIA ACCESS, INC., 2418 PLYMOUTH AVE N, MINNEAPOLIS, MN (https://www.google.com/maps/place/2418%20PLYMOUTH%20AVE%20N,MINNEAPOLIS,MN)	Graph	2	\$44,500.00	\$43,000.00	\$43,000.00	\$46,000.00
Totals	Graph	2	\$44,500.00	\$43,000.00	\$43,000.00	\$46,000.00

Latitude: 44.991774 Longitude: -93.181746

Employer Name/Employer Address	Graph	Count	Mean Wage	Median Wage	Lowest Wage	Highest Wage
SPIRE CREDIT UNION, 2025 LARPENITEUR AVE W, FALCON HEIGHTS, MN (https://www.google.com/maps/place/2025%20LARPENITEUR%20AVE%20W,FALCON%20HEIGHTS,MN)	Graph	1	\$105,000.00	\$105,000.00	\$105,000.00	\$105,000.00
Totals	Graph	1	\$105,000.00	\$105,000.00	\$105,000.00	\$105,000.00

Employer Name/Worksite Address	Graph	Count	Mean Wage	Median Wage	Lowest Wage	Highest Wage
SPIRE CREDIT UNION, 2025 LARPENITEUR AVE W, FALCON HEIGHTS, MN (https://www.google.com/maps/place/2025%20LARPENITEUR%20AVE%20W,FALCON%20HEIGHTS,MN)	Graph	1	\$105,000.00	\$105,000.00	\$105,000.00	\$105,000.00
Totals	Graph	1	\$105,000.00	\$105,000.00	\$105,000.00	\$105,000.00

Latitude: 44.99282 Longitude: -93.227003

Employer Name/Worksite Address	Graph	Count	Mean Wage	Median Wage	Lowest Wage	Highest Wage
SCEPTER TECHNOLOGIES INC, 323 STINSON BLVD, MINNEAPOLIS, MN (https://www.google.com/maps/place/323%20STINSON%20BLVD,MINNEAPOLIS,MN)	Graph	3	\$83,047.33	\$77,771.00	\$77,771.00	\$93,600.00
Totals	Graph	3	\$83,047.33	\$77,771.00	\$77,771.00	\$93,600.00

Latitude: 44.992849 Longitude: -93.227131

Employer Name/Worksite Address	Graph	Count	Mean Wage	Median Wage	Lowest Wage	Highest Wage
SCEPTER TECHNOLOGIES INC, 400 STINSON BLVD, MINNEAPOLIS, MN (https://www.google.com/maps/place/400%20STINSON%20BLVD,MINNEAPOLIS,MN)	Graph	1	\$93,600.00	\$93,600.00	\$93,600.00	\$93,600.00
Totals	Graph	1	\$93,600.00	\$93,600.00	\$93,600.00	\$93,600.00

Latitude: 44.993485 Longitude: -93.182828

Employer Name/Worksite Address	Graph	Count	Mean Wage	Median Wage	Lowest Wage	Highest Wage
NATIONAL DENTEX LLC, 1740 PRIOR AVENUE, FALCON HEIGHTS, MN (https://www.google.com/maps/place/1740%20PRIOR%20AVENUE,FALCON%20HEIGHTS,MN)	Graph	2	\$111,511.92	\$111,511.92	\$111,511.92	\$111,511.92
Totals	Graph	2	\$111,511.92	\$111,511.92	\$111,511.92	\$111,511.92

Latitude: 44.993698 Longitude: -93.523679

Employer Name/Employer Address	Graph	Count	Mean Wage	Median Wage	Lowest Wage	Highest Wage
KORN FERRY HAY GROUP, INC., 33 SOUTH SIXTH STREET, SUITE 4900, MINNEAPOLIS, MN (https://www.google.com/maps/place/33%20SOUTH%20SIXTH%20STREET,%20SUITE%204900,MINNEAPOLIS,MN)	Graph	1	\$112,500.00	\$112,500.00	\$112,500.00	\$112,500.00
PROTERRA INVESTMENT PARTNERS LP, 33 SOUTH 6TH STREET, MINNEAPOLIS, MN (https://www.google.com/maps/place/33%20SOUTH%206TH%20STREET,MINNEAPOLIS,MN)	Graph	2	\$145,000.00	\$145,000.00	\$145,000.00	\$145,000.00
TARGET ENTERPRISE, INC., 33 SOUTH 6TH STREET, MINNEAPOLIS, MN (https://www.google.com/maps/place/33%20SOUTH%206TH%20STREET,MINNEAPOLIS,MN)	Graph	16	\$104,211.75	\$104,291.00	\$93,080.00	\$104,291.00
Totals	Graph	19	\$108,941.47	\$104,291.00	\$93,080.00	\$104,291.00

Employer Name/Worksite Address	Graph	Count	Mean Wage	Median Wage	Lowest Wage	Highest Wage
4-SERV SOLUTIONS, INC., 33 SOUTH 6TH STREET, MINNEAPOLIS, MN (https://www.google.com/maps/place/33%20SOUTH%20%206TH%20STREET,MINNEAPOLIS,MN)	Graph	1	\$80,000.00	\$80,000.00	\$80,000.00	\$80,000.00
HORIZON ADVANCED SYSTEMS INC, 33 SOUTH 6TH STREET, MINNEAPOLIS, MN (https://www.google.com/maps/place/33%20%20SOUTH%206TH%20STREET,MINNEAPOLIS,MN)	Graph	1	\$65,000.00	\$65,000.00	\$65,000.00	\$65,000.00

Employer Name/Worksite Address	Graph	Count	Mean Wage	Median Wage	Lowest Wage	Highest Wage
ICONSOFT, INC., 33 SOUTH 6TH ST., MINNEAPOLIS, MN (https://www.google.com/maps/place/33%20SOUTH%206TH%20ST.,MINNEAPOLIS,MN)	Graph	1	\$98,000.00	\$98,000.00	\$98,000.00	\$98,000.00
KORN FERRY HAY GROUP, INC., 33 SOUTH SIXTH STREET, STE 4900, MINNEAPOLIS, MN (https://www.google.com/maps/place/33%20SOUTH%20SIXTH%20STREET,%20STE%204900,MINNEAPOLIS,MN)	Graph	1	\$112,500.00	\$112,500.00	\$112,500.00	\$112,500.00
RAPID IT GAIN, INC., 33 SOUTH 6TH ST, , MINNEAPOLIS, MN (https://www.google.com/maps/place/33%20SOUTH%206TH%20ST,%20,,MINNEAPOLIS,MN)	Graph	1	\$78,000.00	\$78,000.00	\$78,000.00	\$78,000.00
ORPINE, INC., 33 S 6TH ST CITY CENTER, MINNEAPOLIS, MN (https://www.google.com/maps/place/33%20S%206TH%20ST%20CITY%20CENTER,MINNEAPOLIS,MN)	Graph	2	\$71,729.00	\$64,501.00	\$64,501.00	\$71,729.00
UNIGO, INC, 33 SOUTH 6TH ST #4900, MINNEAPOLIS, MN (https://www.google.com/maps/place/33%20SOUTH%206TH%20ST%20#4900,MINNEAPOLIS,MN)	Graph	2	\$70,824.00	\$62,816.00	\$62,816.00	\$70,824.00
TECHLAND INC, 33 SOUTH SIXTH STREET, MINNEAPOLIS, MN (https://www.google.com/maps/place/33%20SOUTH%20SIXTH%20STREET,MINNEAPOLIS,MN)	Graph	7	\$76,230.57	\$68,557.00	\$62,500.00	\$92,893.00
TARGET ENTERPRISE, INC., 33 SOUTH 6TH ST, MINNEAPOLIS, MN (https://www.google.com/maps/place/33%20SOUTH%206TH%20ST,MINNEAPOLIS,MN)	Graph	34	\$99,299.44	\$92,893.00	\$60,000.00	\$112,500.00
TATA CONSULTANCY SERVICES LIMITED, 33 SOUTH 6TH STREET, MINNEAPOLIS, MN (https://www.google.com/maps/place/33%20SOUTH%206TH%20STREET,MINNEAPOLIS,MN)	Graph	80	\$80,397.52	\$70,000.00	\$60,000.00	\$112,500.00
Totals	Graph	130	\$85,078.48	\$78,832.00	\$60,000.00	\$92,893.00

Latitude: 44.994491 Longitude: -93.526226

Employer Name/Worksite Address	Graph	Count	Mean Wage	Median Wage	Lowest Wage	Highest Wage
SCEPTER TECHNOLOGIES INC, 300 S 6TH STREET, MINNEAPOLIS, MN (https://www.google.com/maps/place/300%20S%206TH%20STREET,MINNEAPOLIS,MN)	Graph	1	\$87,360.00	\$87,360.00	\$87,360.00	\$87,360.00
SLS SOLUTIONS, INC., 300 SOUTH SIXTH STREET, MINNEAPOLIS, MN (https://www.google.com/maps/place/300%20SOUTH%20SIXTH%20STREET,MINNEAPOLIS,MN)	Graph	1	\$82,550.00	\$82,550.00	\$82,550.00	\$82,550.00
CBN TECH FORCE INC, 300 SOUTH 6TH STREET, MINNEAPOLIS, MN (https://www.google.com/maps/place/300%20SOUTH%206TH%20STREET,MINNEAPOLIS,MN)	Graph	2	\$70,812.00	\$63,000.00	\$63,000.00	\$78,624.00
Totals	Graph	4	\$77,883.50	\$78,624.00	\$63,000.00	\$87,360.00

Latitude: 44.994976 Longitude: -93.451269

Employer Name/Worksite Address	Graph	Count	Mean Wage	Median Wage	Lowest Wage	Highest Wage
BUSINESS INTELLI SOLUTIONS, INC., 1405 XENIUM LANE N., PLYMOUTH, MN (https://www.google.com/maps/place/1405%20XENIUM%20LANE%20N.,PLYMOUTH,MN)	Graph	1	\$70,000.00	\$70,000.00	\$70,000.00	\$70,000.00
SLK AMERICA INC., 1405 XENIUM LN, PLYMOUTH, MN (https://www.google.com/maps/place/1405%20XENIUM%20LN,PLYMOUTH,MN)	Graph	1	\$103,259.00	\$103,259.00	\$103,259.00	\$103,259.00
INFOSYS LIMITED, 1405 XENIUM LN N, PLYMOUTH, MN (https://www.google.com/maps/place/1405%20XENIUM%20LN%20N,PLYMOUTH,MN)	Graph	14	\$68,463.71	\$63,000.00	\$62,733.00	\$79,000.00
SLK AMERICA INC., 1405 XENIUM LANE N, PLYMOUTH, MN (https://www.google.com/maps/place/1405%20XENIUM%20LANE%20N,PLYMOUTH,MN)	Graph	38	\$69,059.58	\$65,000.00	\$62,733.00	\$142,000.00
DELOITTE CONSULTING LLP, 1405 XENIUM LANE NORTH, PLYMOUTH, MN (https://www.google.com/maps/place/1405%20XENIUM%20LANE%20NORTH,PLYMOUTH,MN)	Graph	41	\$87,864.46	\$91,021.00	\$64,521.60	\$135,000.00
SLK AMERICA INC., 1405 XENIUM LANE, PLYMOUTH, MN (https://www.google.com/maps/place/1405%20XENIUM%20LANE,PLYMOUTH,MN)	Graph	52	\$75,081.27	\$70,000.00	\$65,000.00	\$123,000.00
Totals	Graph	147	\$76,616.90	\$70,000.00	\$62,733.00	\$142,000.00

Latitude: 44.995006 Longitude: -93.450145

Employer Name/Worksite Address	Graph	Count	Mean Wage	Median Wage	Lowest Wage	Highest Wage
ACCENTURE LLP, 13400 15TH AVE NORTH, PLYMOUTH, MN (https://www.google.com/maps/place/13400%2015TH%20AVE%20NORTH,PLYMOUTH,MN)	Graph	1	\$104,291.00	\$104,291.00	\$104,291.00	\$104,291.00

Employer Name/Worksite Address	Graph	Count	Mean Wage	Median Wage	Lowest Wage	Highest Wage
ACCENTURE LLP, 13400 15TH AVENUE NORTH, PLYMOUTH, MN (https://www.google.com/maps/place/13400%2015TH%20AVENUE%20NORTH,PLYMOUTH,MN)	Graph	1	\$80,808.00	\$80,808.00	\$80,808.00	\$80,808.00
Totals	Graph	2	\$92,549.50	\$80,808.00	\$80,808.00	\$104,291.00

Latitude: 44.995268 Longitude: -93.229005

Employer Name/Employer Address	Graph	Count	Mean Wage	Median Wage	Lowest Wage	Highest Wage
UCARE MINNESOTA, 500 STINSON BLVD NE, MINNEAPOLIS, MN (https://www.google.com/maps/place/500%20STINSON%20BLVD%20NE,MINNEAPOLIS,MN)	Graph	13	\$94,049.62	\$92,893.00	\$62,733.00	\$108,638.00
Totals	Graph	13	\$94,049.62	\$92,893.00	\$62,733.00	\$108,638.00

Employer Name/Worksite Address	Graph	Count	Mean Wage	Median Wage	Lowest Wage	Highest Wage
SCEPTER TECHNOLOGIES INC, 323 NE STINSON BLVD, MINNEAPOLIS, MN (https://www.google.com/maps/place/323%20NE%20STINSON%20BLVD,MINNEAPOLIS,MN)	Graph	1	\$93,600.00	\$93,600.00	\$93,600.00	\$93,600.00
SCEPTER TECHNOLOGIES INC, 400 STINSON BLVD NE, MINNEAPOLIS, MN (https://www.google.com/maps/place/400%20STINSON%20BLVD%20NE,MINNEAPOLIS,MN)	Graph	1	\$83,200.00	\$83,200.00	\$83,200.00	\$83,200.00
SCEPTER TECHNOLOGIES, INC., 323 NE STINSON BLVD., MINNEAPOLIS, MN (https://www.google.com/maps/place/323%20NE%20STINSON%20BLVD.,MINNEAPOLIS,MN)	Graph	1	\$108,160.00	\$108,160.00	\$108,160.00	\$108,160.00
UCARE MINNESOTA, 500 STINSON BLVD NE, MINNEAPOLIS, MN (https://www.google.com/maps/place/500%20STINSON%20BLVD%20NE,MINNEAPOLIS,MN)	Graph	1	\$93,080.00	\$93,080.00	\$93,080.00	\$93,080.00
TAPQA LLC, 500 NE STINSON BLVD, MINNEAPOLIS, MN (https://www.google.com/maps/place/500%20NE%20STINSON%20BLVD,MINNEAPOLIS,MN)	Graph	4	\$93,243.25	\$85,000.00	\$63,000.00	\$132,080.00
UCARE MINNESOTA, 500 STINSON BOULEVARD NE, MINNEAPOLIS, MN (https://www.google.com/maps/place/500%20STINSON%20BOULEVARD%20NE,MINNEAPOLIS,MN)	Graph	12	\$94,130.42	\$92,893.00	\$62,733.00	\$108,638.00
Totals	Graph	20	\$94,028.90	\$92,893.00	\$62,733.00	\$132,080.00

Latitude: 44.995361 Longitude: -93.228709

Employer Name/Employer Address	Graph	Count	Mean Wage	Median Wage	Lowest Wage	Highest Wage
RESEARCH AND DIAGNOSTIC SYSTEMS, INC., 614 MC KINLEY PLACE N.E., MINNEAPOLIS, MN (https://www.google.com/maps/place/614%20MC%20KINLEY%20PLACE%20N.E.,MINNEAPOLIS,MN)	Graph	1	\$95,000.00	\$95,000.00	\$95,000.00	\$95,000.00
RESEARCH AND DIAGNOSTIC SYSTEMS, INC., 614 MCKINLEY PLACE N.E., MINNEAPOLIS, MN (https://www.google.com/maps/place/614%20MCKINLEY%20PLACE%20N.E.,MINNEAPOLIS,MN)	Graph	2	\$57,672.00	\$57,309.00	\$57,309.00	\$58,035.00
Totals	Graph	3	\$70,114.67	\$58,035.00	\$57,309.00	\$95,000.00

Employer Name/Worksite Address	Graph	Count	Mean Wage	Median Wage	Lowest Wage	Highest Wage
RESEARCH AND DIAGNOSTIC SYSTEMS, INC., 614 MCKINLEY PLACE NE, MINNEAPOLIS, MN (https://www.google.com/maps/place/614%20MCKINLEY%20PLACE%20NE,MINNEAPOLIS,MN)	Graph	1	\$95,000.00	\$95,000.00	\$95,000.00	\$95,000.00
RESEARCH AND DIAGNOSTIC SYSTEMS, INC., 614 MCKINLEY PLACE N.E., MINNEAPOLIS, MN (https://www.google.com/maps/place/614%20MCKINLEY%20PLACE%20N.E.,MINNEAPOLIS,MN)	Graph	2	\$57,672.00	\$57,309.00	\$57,309.00	\$58,035.00
Totals	Graph	3	\$70,114.67	\$58,035.00	\$57,309.00	\$95,000.00

Latitude: 44.995367 Longitude: -93.276569

Employer Name/Employer Address	Graph	Count	Mean Wage	Median Wage	Lowest Wage	Highest Wage
COLOPLAST CORP., 1601 WEST RIVER ROAD NORTH, MINNEAPOLIS, MN (https://www.google.com/maps/place/1601%20WEST%20RIVER%20ROAD%20NORTH,MINNEAPOLIS,MN)	Graph	2	\$77,292.00	\$77,000.00	\$77,000.00	\$77,584.00
Totals	Graph	2	\$77,292.00	\$77,000.00	\$77,000.00	\$77,584.00

Employer Name/Worksite Address	Graph	Count	Mean Wage	Median Wage	Lowest Wage	Highest Wage
COLOPLAST CORP., 1601 WEST RIVER ROAD N, MINNEAPOLIS, MN (https://www.google.com/maps/place/1601%20WEST%20RIVER%20ROAD%20N,MINNEAPOLIS,MN)	Graph	2	\$77,292.00	\$77,000.00	\$77,000.00	\$77,584.00
Totals	Graph	2	\$77,292.00	\$77,000.00	\$77,000.00	\$77,584.00

Latitude: 44.995399 Longitude: -93.380434

Employer Name/Worksite Address	Graph	Count	Mean Wage	Median Wage	Lowest Wage	Highest Wage
PINNAKL EDGE LLC, 1507 WINNETKA AVENUE NORTH, GOLDEN VALLEY, MN (https://www.google.com/maps/place/1507%20WINNETKA%20AVENUE%20NORTH,GOLDEN%20VALLEY,MN)	Graph	1	\$64,500.00	\$64,500.00	\$64,500.00	\$64,500.00
Totals	Graph	1	\$64,500.00	\$64,500.00	\$64,500.00	\$64,500.00

Latitude: 44.996035 Longitude: -93.227027

Employer Name/Worksite Address	Graph	Count	Mean Wage	Median Wage	Lowest Wage	Highest Wage
GLOBAL TECHNOLOGY ASSOCIATES, LLC, 600 STINSON BLVD, MINNEAPOLIS, MN (https://www.google.com/maps/place/600%20STINSON%20BLVD,MINNEAPOLIS,MN)	Graph	2	\$70,261.00	\$64,522.00	\$64,522.00	\$76,000.00
Totals	Graph	2	\$70,261.00	\$64,522.00	\$64,522.00	\$76,000.00

Latitude: 44.997183 Longitude: -93.224223

Employer Name/Worksite Address	Graph	Count	Mean Wage	Median Wage	Lowest Wage	Highest Wage
NIRON MAGNETICS, INC., 650 TAFT STREET NE, MINNEAPOLIS, MN (https://www.google.com/maps/place/650%20TAFT%20STREET%20NE,MINNEAPOLIS,MN)	Graph	1	\$96,000.00	\$96,000.00	\$96,000.00	\$96,000.00
Totals	Graph	1	\$96,000.00	\$96,000.00	\$96,000.00	\$96,000.00

Latitude: 44.997277 Longitude: -93.360144

Employer Name/Worksite Address	Graph	Count	Mean Wage	Median Wage	Lowest Wage	Highest Wage
MINDSTACK CONSULTING INC, 1710 NORTH DOUGLAS DRIVE, GOLDEN VALLEY, MN (https://www.google.com/maps/place/1710%20NORTH%20DOUGLAS%20DRIVE,GOLDEN%20VALLEY,MN)	Graph	2	\$65,000.00	\$65,000.00	\$65,000.00	\$65,000.00
Totals	Graph	2	\$65,000.00	\$65,000.00	\$65,000.00	\$65,000.00

Latitude: 44.997574 Longitude: -93.106738

Employer Name/Worksite Address	Graph	Count	Mean Wage	Median Wage	Lowest Wage	Highest Wage
ACCENTURE LLP, 3M CENTER, ST PAUL, MN (https://www.google.com/maps/place/3M%20CENTER,ST%20PAUL,MN)	Graph	1	\$82,700.00	\$82,700.00	\$82,700.00	\$82,700.00
SLN SYSTEMS INC, 3M CENTER, MAPLEWOOD, MN (https://www.google.com/maps/place/3M%20CENTER,MAPLEWOOD,MN)	Graph	2	\$71,198.50	\$65,000.00	\$65,000.00	\$77,397.00
LIBSYS, INC., 3M CENTER, ST. PAUL, MN (https://www.google.com/maps/place/3M%20CENTER,ST.%20PAUL,MN)	Graph	5	\$101,311.40	\$78,000.00	\$65,000.00	\$210,000.00
Totals	Graph	8	\$91,456.75	\$77,397.00	\$65,000.00	\$210,000.00

Latitude: 44.997623 Longitude: -93.270312

Employer Name/Worksite Address	Graph	Count	Mean Wage	Median Wage	Lowest Wage	Highest Wage
--------------------------------	-------	-------	-----------	-------------	-------------	--------------

Employer Name/Worksite Address	Graph	Count	Mean Wage	Median Wage	Lowest Wage	Highest Wage
FUJITSU AMERICA, INC., 65 11TH AVENUE NORTHEAST, MINNEAPOLIS, MN (https://www.google.com/maps/place/65%2011TH%20AVENUE%20NORTHEAST,MINNEAPOLIS,MN)	Graph	15	\$76,734.00	\$76,734.00	\$76,734.00	\$76,734.00
Totals	Graph	15	\$76,734.00	\$76,734.00	\$76,734.00	\$76,734.00

Latitude: 44.998559 Longitude: -93.574767

Employer Name/Worksite Address	Graph	Count	Mean Wage	Median Wage	Lowest Wage	Highest Wage
UNIVERSITY OF MINNESOTA, 2021 6TH STREET SE, MINNEAPOLIS, MN (https://www.google.com/maps/place/2021%206TH%20STREET%20SE,MINNEAPOLIS,MN)	Graph	2	\$50,500.00	\$50,000.00	\$50,000.00	\$51,000.00
Totals	Graph	2	\$50,500.00	\$50,000.00	\$50,000.00	\$51,000.00

Latitude: 44.998635 Longitude: -93.461621

Employer Name/Employer Address	Graph	Count	Mean Wage	Median Wage	Lowest Wage	Highest Wage
WAGNER SPRAY TECH CORP., 1770 FERNBROOK LANE, PLYMOUTH, MN (https://www.google.com/maps/place/1770%20FERNBROOK%20LANE,PLYMOUTH,MN)	Graph	1	\$75,000.00	\$75,000.00	\$75,000.00	\$75,000.00
Totals	Graph	1	\$75,000.00	\$75,000.00	\$75,000.00	\$75,000.00

Employer Name/Worksite Address	Graph	Count	Mean Wage	Median Wage	Lowest Wage	Highest Wage
DATASERV INC, 1770 FERNBROOK LANE, PLYMOUTH, MN (https://www.google.com/maps/place/1770%20FERNBROOK%20LANE,PLYMOUTH,MN)	Graph	2	\$85,000.00	\$75,000.00	\$75,000.00	\$95,000.00
Totals	Graph	2	\$85,000.00	\$75,000.00	\$75,000.00	\$95,000.00

Latitude: 44.998647 Longitude: -93.461489

Employer Name/Worksite Address	Graph	Count	Mean Wage	Median Wage	Lowest Wage	Highest Wage
QUANTUM INTEGRATORS GROUP , LLC, 1770 FERNBROOK LN N, PLYMOUTH, MN (https://www.google.com/maps/place/1770%20FERNBROOK%20LN%20N,PLYMOUTH,MN)	Graph	2	\$66,000.00	\$66,000.00	\$66,000.00	\$66,000.00
Totals	Graph	2	\$66,000.00	\$66,000.00	\$66,000.00	\$66,000.00

Latitude: 44.998674 Longitude: -93.277432

Employer Name/Employer Address	Graph	Count	Mean Wage	Median Wage	Lowest Wage	Highest Wage
DC GROUP, INC., 1977 WEST RIVER ROAD NORTH, MINNEAPOLIS, MN (https://www.google.com/maps/place/1977%20WEST%20RIVER%20ROAD%20NORTH,MINNEAPOLIS,MN)	Graph	27	\$55,203.70	\$50,000.00	\$50,000.00	\$76,000.00
Totals	Graph	27	\$55,203.70	\$50,000.00	\$50,000.00	\$76,000.00

Employer Name/Worksite Address	Graph	Count	Mean Wage	Median Wage	Lowest Wage	Highest Wage
DC GROUP, INC., 1977 WEST RIVER ROAD NORTH, MINNEAPOLIS, MN (https://www.google.com/maps/place/1977%20WEST%20RIVER%20ROAD%20NORTH,MINNEAPOLIS,MN)	Graph	27	\$55,203.70	\$50,000.00	\$50,000.00	\$76,000.00
Totals	Graph	27	\$55,203.70	\$50,000.00	\$50,000.00	\$76,000.00

Latitude: 44.998777 Longitude: -93.250985

Employer Name/Employer Address	Graph	Count	Mean Wage	Median Wage	Lowest Wage	Highest Wage
--------------------------------	-------	-------	-----------	-------------	-------------	--------------

Employer Name/Employer Address	Graph	Count	Mean Wage	Median Wage	Lowest Wage	Highest Wage
REVE CONSULTING, LLC, 807 BROADWAY STREET NE, MINNEAPOLIS, MN (https://www.google.com/maps/place/807%20BROADWAY%20STREET%20NE,MINNEAPOLIS,MN)	Graph	1	\$53,165.00	\$53,165.00	\$53,165.00	\$53,165.00
SPORTSENGINE, INC., 807 BROADWAY STREET NE, MINNEAPOLIS, MN (https://www.google.com/maps/place/807%20BROADWAY%20STREET%20NE,MINNEAPOLIS,MN)	Graph	1	\$90,000.00	\$90,000.00	\$90,000.00	\$90,000.00
Totals	Graph	2	\$71,582.50	\$53,165.00	\$53,165.00	\$90,000.00

Employer Name/Worksite Address	Graph	Count	Mean Wage	Median Wage	Lowest Wage	Highest Wage
REVE CONSULTING, LLC, 807 BROADWAY STREET NE, MINNEAPOLIS, MN (https://www.google.com/maps/place/807%20BROADWAY%20STREET%20NE,MINNEAPOLIS,MN)	Graph	1	\$53,165.00	\$53,165.00	\$53,165.00	\$53,165.00
SPORTSENGINE, INC., 807 BROADWAY ST NE, MINNEAPOLIS, MN (https://www.google.com/maps/place/807%20BROADWAY%20ST%20NE,MINNEAPOLIS,MN)	Graph	1	\$90,000.00	\$90,000.00	\$90,000.00	\$90,000.00
Totals	Graph	2	\$71,582.50	\$53,165.00	\$53,165.00	\$90,000.00

Latitude: 44.998833 Longitude: -93.219723

Employer Name/Worksite Address	Graph	Count	Mean Wage	Median Wage	Lowest Wage	Highest Wage
FORCEPOINT LLC, 3001 BROADWAY ST. NE, MINNEAPOLIS, MN (https://www.google.com/maps/place/3001%20BROADWAY%20ST.%20NE,MINNEAPOLIS,MN)	Graph	1	\$74,880.00	\$74,880.00	\$74,880.00	\$74,880.00
Totals	Graph	1	\$74,880.00	\$74,880.00	\$74,880.00	\$74,880.00

Latitude: 44.998934 Longitude: -93.241756

Employer Name/Worksite Address	Graph	Count	Mean Wage	Median Wage	Lowest Wage	Highest Wage
APPRIDAT SOLUTIONS, LLC, UCARE, MINNEAPOLIS, MN (https://www.google.com/maps/place/UCARE,MINNEAPOLIS,MN)	Graph	1	\$76,650.00	\$76,650.00	\$76,650.00	\$76,650.00
VEDICSOFT SOLUTIONS LLC, U CARE, MINNEAPOLIS, MN (https://www.google.com/maps/place/U%20CARE,MINNEAPOLIS,MN)	Graph	1	\$64,813.00	\$64,813.00	\$64,813.00	\$64,813.00
Totals	Graph	2	\$70,731.50	\$64,813.00	\$64,813.00	\$76,650.00

Latitude: 44.998941 Longitude: -93.269359

Employer Name/Employer Address	Graph	Count	Mean Wage	Median Wage	Lowest Wage	Highest Wage
RSP ARCHITECTS, LTD, 1220 MARSHALL ST NE, MINNEAPOLIS, MN (https://www.google.com/maps/place/1220%20MARSHALL%20ST%20NE,MINNEAPOLIS,MN)	Graph	1	\$44,928.00	\$44,928.00	\$44,928.00	\$44,928.00
Totals	Graph	1	\$44,928.00	\$44,928.00	\$44,928.00	\$44,928.00

Employer Name/Worksite Address	Graph	Count	Mean Wage	Median Wage	Lowest Wage	Highest Wage
RSP ARCHITECTS, LTD, 1220 MARSHALL ST. NE, MINNEAPOLIS, MN (https://www.google.com/maps/place/1220%20MARSHALL%20ST.%20NE,MINNEAPOLIS,MN)	Graph	1	\$44,928.00	\$44,928.00	\$44,928.00	\$44,928.00
Totals	Graph	1	\$44,928.00	\$44,928.00	\$44,928.00	\$44,928.00

Latitude: 44.999211 Longitude: -93.296413

Employer Name/Employer Address	Graph	Count	Mean Wage	Median Wage	Lowest Wage	Highest Wage
SPECIAL SCHOOL DISTRICT NO. 1, 1250 WEST BROADWAY AVENUE, MINNEAPOLIS, MN (https://www.google.com/maps/place/1250%20WEST%20BROADWAY%20AVENUE,MINNEAPOLIS,MN)	Graph	8	\$77,775.13	\$80,524.00	\$49,762.00	\$106,050.00
Totals	Graph	8	\$77,775.13	\$80,524.00	\$49,762.00	\$106,050.00

Employer Name/Worksite Address	Graph	Count	Mean Wage	Median Wage	Lowest Wage	Highest Wage
SPECIAL SCHOOL DISTRICT NO. 1, 1250 WEST BROADWAY AVENUE, MINNEAPOLIS, MN (https://www.google.com/maps/place/1250%20WEST%20BROADWAY%20AVENUE,MINNEAPOLIS,MN)	Graph	8	\$77,775.13	\$80,524.00	\$49,762.00	\$106,050.00
Totals	Graph	8	\$77,775.13	\$80,524.00	\$49,762.00	\$106,050.00

Latitude: 44.999279 Longitude: -93.29838

Employer Name/Worksite Address	Graph	Count	Mean Wage	Median Wage	Lowest Wage	Highest Wage
KOLLASOFT INC., DAVIS CENTER, MINNEAPOLIS, MN (https://www.google.com/maps/place/DAVIS%20CENTER,MINNEAPOLIS,MN)	Graph	1	\$93,621.00	\$93,621.00	\$93,621.00	\$93,621.00
TATA CONSULTANCY SERVICES LIMITED, 2505 KENNEDY ST NE, MINNEAPOLIS, MN (https://www.google.com/maps/place/2505%20KENNEDY%20ST%20NE,MINNEAPOLIS,MN)	Graph	4	\$66,592.75	\$68,557.00	\$60,700.00	\$68,557.00
Totals	Graph	5	\$71,998.40	\$68,557.00	\$60,700.00	\$93,621.00

Latitude: 44.99944 Longitude: -93.096903

Employer Name/Worksite Address	Graph	Count	Mean Wage	Median Wage	Lowest Wage
L&T TECHNOLOGY SERVICES LIMITED, ABBOTT, ST. PAUL, MN (https://www.google.com/maps/place/ABBOTT,ST.%20PAUL,MN)	Graph	1	\$80,038.00	\$80,038.00	\$80,038.00
SAGITEC SOLUTIONS, LLC, SAGITEC SOLUTIONS MAIN OFFICE, LITTLE CANADA, MN (https://www.google.com/maps/place/SAGITEC%20SOLUTIONS%20MAIN%20OFFICE,LITTLE%20CANADA,MN)	Graph	1	\$79,000.00	\$79,000.00	\$79,000.00
ST. JUDE MEDICAL CARDIOLOGY DIVISION, 5050 NATHAN LANE NORTH, PLYMOUTH, MN (https://www.google.com/maps/place/5050%20NATHAN%20LANE%20NORTH,PLYMOUTH,MN)	Graph	1	\$105,000.00	\$105,000.00	\$105,000.00
SAGITEC SOLUTIONS LLC, SAGITEC SOLUTIONS LLC, MAIN OFFICE, LITTLE CANADA, MN (https://www.google.com/maps/place/SAGITEC%20SOLUTIONS%20LLC,%20MAIN%20OFFICE,LITTLE%20CANADA,MN)	Graph	5	\$87,600.00	\$78,000.00	\$78,000.00
Totals	Graph	8	\$87,754.75	\$79,000.00	\$78,000.00

Latitude: 44.999519 Longitude: -93.214128

Employer Name/Employer Address	Graph	Count	Mean Wage	Median Wage	Lowest Wage	Highest Wage
MAXANN LLC, 1300 GODWARD STREET NE, MINNEAPOLIS, MN (https://www.google.com/maps/place/1300%20GODWARD%20STREET%20NE,MINNEAPOLIS,MN)	Graph	1	\$55,869.00	\$55,869.00	\$55,869.00	\$55,869.00
Totals	Graph	1	\$55,869.00	\$55,869.00	\$55,869.00	\$55,869.00

Employer Name/Worksite Address	Graph	Count	Mean Wage	Median Wage	Lowest Wage	Highest Wage
MAXANN LLC, 1300 GODWARD ST NE, MINNEAPOLIS, MN (https://www.google.com/maps/place/1300%20GODWARD%20ST%20NE,MINNEAPOLIS,MN)	Graph	1	\$55,869.00	\$55,869.00	\$55,869.00	\$55,869.00
Totals	Graph	1	\$55,869.00	\$55,869.00	\$55,869.00	\$55,869.00

Latitude: 45.000928 Longitude: -93.360297

Employer Name/Worksite Address	Graph	Count	Mean Wage	Median Wage
RESOURCE INFORMATICS GROUP, INC, 1985 DOUGHLAS DRIVE N., MINNEAPOLIS, MN (https://www.google.com/maps/place/1985%20DOUGHLAS%20DRIVE%20N.,MINNEAPOLIS,MN)	Graph	1	\$78,000.00	\$78,000.00
TATA CONSULTANCY SERVICES LIMITED, 1985 DOUGLAS DR N, MINNEAPOLIS, MN (https://www.google.com/maps/place/1985%20DOUGLAS%20DR%20N,MINNEAPOLIS,MN)	Graph	1	\$60,700.00	\$60,700.00
TATA CONSULTANCY SERVICES LIMITED, 1985 DOUGLAS DRIVE NORTH, MINNEAPOLIS, MN (https://www.google.com/maps/place/1985%20DOUGLAS%20DRIVE%20NORTH,MINNEAPOLIS,MN)	Graph	1	\$64,522.00	\$64,522.00
TECHLAND INC, 1985 DOUGHLAS DRIVE NORTH, GOLDEN VALLEY, MN (https://www.google.com/maps/place/1985%20DOUGHLAS%20DRIVE%20NORTH,GOLDEN%20VALLEY,MN)	Graph	1	\$85,000.00	\$85,000.00

Employer Name/Worksite Address	Graph	Count	Mean Wage	Median Wage
HONEYWELL INTERNATIONAL INC., 1985 DOUGLAS DR N, GOLDEN VALLEY, MN (https://www.google.com/maps/place/1985%20DOUGLAS%20DR%20N,GOLDEN%20VALLEY,MN)	Graph	4	\$102,053.50	\$64,522.00
HONEYWELL INTERNATIONAL INC., 1985 DOUGLAS DRIVE N, GOLDEN VALLEY, MN (https://www.google.com/maps/place/1985%20DOUGLAS%20DRIVE%20N,GOLDEN%20VALLEY,MN)	Graph	4	\$94,250.00	\$78,000.00
TATA CONSULTANCY SERVICES LIMITED, 1985 DOUGLAS DRIVE NORTH GOLDEN VALLEY, GOLDEN VALLEY, MN (https://www.google.com/maps/place/1985%20DOUGLAS%20DRIVE%20NORTH%20GOLDEN%20VALLEY,GOLDEN%20VALLEY,MN)	Graph	5	\$64,522.00	\$64,522.00
NTT DATA, INC., 1985 DOUGLAS DRIVE, MINNEAPOLIS, MN (https://www.google.com/maps/place/1985%20DOUGLAS%20DRIVE,MINNEAPOLIS,MN)	Graph	6	\$77,892.67	\$77,917.00
TATA CONSULTANCY SERVICES LIMITED, 1985 DOUGLAS DRIVE NORTH, GOLDEN VALLEY, MN (https://www.google.com/maps/place/1985%20DOUGLAS%20DRIVE%20NORTH,GOLDEN%20VALLEY,MN)	Graph	6	\$98,969.33	\$100,000.00
HONEYWELL INTERNATIONAL INC., 1985 DOUGLAS DRIVE, GOLDEN VALLEY, MN (https://www.google.com/maps/place/1985%20DOUGLAS%20DRIVE,GOLDEN%20VALLEY,MN)	Graph	8	\$88,566.88	\$77,917.00
Totals	Graph	37	\$85,560.89	\$77,917.00

Latitude: 45.001118 Longitude: -93.489174

Employer Name/Worksite Address	Graph	Count	Mean Wage	Median Wage	Lowest Wage	Highest Wage
SUMAS CORPORATION, GENISYS TECH, INC 3545 PLYMOUTH BLVD, PLYMOUTH, MN (https://www.google.com/maps/place/GENISYS%20TECH,%20INC%203545%20PLYMOUTH%20BLVD,PLYMOUTH,MN)	Graph	1	\$63,000.00	\$63,000.00	\$63,000.00	\$63,000.00
V-SOFT CONSULTING GROUP, INC, 15230 18TH AVE N 506, PLYMOUTH, MN (https://www.google.com/maps/place/15230%2018TH%20AVE%20N%20506,PLYMOUTH,MN)	Graph	1	\$74,000.00	\$74,000.00	\$74,000.00	\$74,000.00
Totals	Graph	2	\$68,500.00	\$63,000.00	\$63,000.00	\$74,000.00

Latitude: 45.001398 Longitude: -93.462874

Employer Name/Worksite Address	Graph	Count	Mean Wage	Median Wage	Lowest Wage	Highest Wage
ACCENTURE LLP, 14305 21ST AVE N, MINNEAPOLIS, MN (https://www.google.com/maps/place/14305%2021ST%20AVE%20N,MINNEAPOLIS,MN)	Graph	2	\$77,771.00	\$77,771.00	\$77,771.00	\$77,771.00
Totals	Graph	2	\$77,771.00	\$77,771.00	\$77,771.00	\$77,771.00

Latitude: 45.001464 Longitude: -93.245993

Employer Name/Worksite Address	Graph	Count	Mean Wage	Median Wage	Lowest Wage	Highest Wage
BLU DOT DESIGN & MANUFACTURING, INC., 1321 TYLER STREET NE, MINNEAPOLIS, MN (https://www.google.com/maps/place/1321%20TYLER%20STREET%20NE,MINNEAPOLIS,MN)	Graph	1	\$67,500.00	\$67,500.00	\$67,500.00	\$67,500.00
Totals	Graph	1	\$67,500.00	\$67,500.00	\$67,500.00	\$67,500.00

Employer Name/Worksite Address	Graph	Count	Mean Wage	Median Wage	Lowest Wage	Highest Wage
BLU DOT DESIGN & MANUFACTURING, INC., 1321 TYLER STREET NE, MINNEAPOLIS, MN (https://www.google.com/maps/place/1321%20TYLER%20STREET%20NE,MINNEAPOLIS,MN)	Graph	1	\$67,500.00	\$67,500.00	\$67,500.00	\$67,500.00
Totals	Graph	1	\$67,500.00	\$67,500.00	\$67,500.00	\$67,500.00

Latitude: 45.001889 Longitude: -93.456811

Employer Name/Worksite Address	Graph	Count	Mean Wage	Median Wage	Lowest Wage	Highest Wage
VOYANT COMMUNICATIONS, LLC, 2300 BERKSHIRE LANE NORTH, PLYMOUTH, MN (https://www.google.com/maps/place/2300%20BERKSHIRE%20LANE%20NORTH,PLYMOUTH,MN)	Graph	1	\$75,691.00	\$75,691.00	\$75,691.00	\$75,691.00
Totals	Graph	1	\$75,691.00	\$75,691.00	\$75,691.00	\$75,691.00

Employer Name/Worksite Address	Graph	Count	Mean Wage	Median Wage	Lowest Wage	Highest Wage
HARWARD TECHNOLOGIES LLC, 2300 BERKSHIRE LN N, PLYMOUTH, MN (https://www.google.com/maps/place/2300%20BERKSHIRE%20LN%20N,PLYMOUTH,MN)	Graph	1	\$120,000.00	\$120,000.00	\$120,000.00	\$120,000.00
VEROTECH SOLUTIONS,LLC, 2300 BERKSHIRE LN N, SUITE #5, PLYMOUTH, MN (https://www.google.com/maps/place/2300%20BERKSHIRE%20LN%20N,%20SUITE%20#5,PLYMOUTH,MN)	Graph	1	\$64,480.00	\$64,480.00	\$64,480.00	\$64,480.00
VOYANT COMMUNICATIONS, LLC, 2300 BERKSHIRE LANE NORTH, PLYMOUTH, MN (https://www.google.com/maps/place/2300%20BERKSHIRE%20LANE%20NORTH,PLYMOUTH,MN)	Graph	1	\$75,691.00	\$75,691.00	\$75,691.00	\$75,691.00
GREATBATCH LTD., 2300 BERKSHIRE LANE N, PLYMOUTH, MN (https://www.google.com/maps/place/2300%20BERKSHIRE%20LANE%20N,PLYMOUTH,MN)	Graph	2	\$95,000.00	\$80,000.00	\$80,000.00	\$110,000.00
I3INFOTEK, INC., 2300 BERKSHIRE LN N SUITE 5, PLYMOUTH, MN (https://www.google.com/maps/place/2300%20BERKSHIRE%20LN%20N%20SUITE%205,PLYMOUTH,MN)	Graph	2	\$74,000.00	\$74,000.00	\$74,000.00	\$74,000.00
Totals	Graph	7	\$85,453.00	\$75,691.00	\$64,480.00	\$120,000.00

Latitude: 45.002762 Longitude: -92.984785

Employer Name/Worksite Address	Graph	Count	Mean Wage	Median Wage	Lowest Wage	Highest Wage
FAMILY INNOVATIONS INC, 2103 COUNTY ROAD D EAST, MAPLEWOOD, MN (https://www.google.com/maps/place/2103%20COUNTY%20ROAD%20D%20EAST,MAPLEWOOD,MN)	Graph	1	\$37,107.20	\$37,107.20	\$37,107.20	\$37,107.20
Totals	Graph	1	\$37,107.20	\$37,107.20	\$37,107.20	\$37,107.20

Latitude: 45.002864 Longitude: -93.248678

Employer Name/Worksite Address	Graph	Count	Mean Wage	Median Wage	Lowest Wage	Highest Wage
PHDATA, INC., 1400 VAN BUREN STREET NE, MINNEAPOLIS, MN (https://www.google.com/maps/place/1400%20VAN%20BUREN%20STREET%20NE,MINNEAPOLIS,MN)	Graph	1	\$90,000.00	\$90,000.00	\$90,000.00	\$90,000.00
Totals	Graph	1	\$90,000.00	\$90,000.00	\$90,000.00	\$90,000.00

Latitude: 45.002929 Longitude: -93.655761

Employer Name/Employer Address	Graph	Count	Mean Wage	Median Wage	Lowest Wage	Highest Wage
MYPAVE LLC, 1350 BUDD AVE, MAPLE PLAIN, MN (https://www.google.com/maps/place/1350%20BUDD%20AVE,MAPLE%20PLAIN,MN)	Graph	1	\$60,000.00	\$60,000.00	\$60,000.00	\$60,000.00
Totals	Graph	1	\$60,000.00	\$60,000.00	\$60,000.00	\$60,000.00

Employer Name/Worksite Address	Graph	Count	Mean Wage	Median Wage	Lowest Wage	Highest Wage
MYPAVE LLC, 1350 BUDD AVE, MAPLE PLAIN, MN (https://www.google.com/maps/place/1350%20BUDD%20AVE,MAPLE%20PLAIN,MN)	Graph	1	\$60,000.00	\$60,000.00	\$60,000.00	\$60,000.00
Totals	Graph	1	\$60,000.00	\$60,000.00	\$60,000.00	\$60,000.00

Latitude: 45.004297 Longitude: -93.23979

Employer Name/Employer Address	Graph	Count	Mean Wage	Median Wage	Lowest Wage	Highest Wage
YINGHUA ACADEMY, 1616 BUCHANAN STREET N.E., MINNEAPOLIS, MN (https://www.google.com/maps/place/1616%20BUCHANAN%20STREET%20N.E.,MINNEAPOLIS,MN)	Graph	13	\$41,400.00	\$41,100.00	\$41,100.00	\$45,000.00
Totals	Graph	13	\$41,400.00	\$41,100.00	\$41,100.00	\$45,000.00

Employer Name/Worksite Address	Graph	Count	Mean Wage	Median Wage	Lowest Wage	Highest Wage
--------------------------------	-------	-------	-----------	-------------	-------------	--------------

Employer Name/Worksite Address	Graph	Count	Mean Wage	Median Wage	Lowest Wage	Highest Wage
YINGHUA ACADEMY, 1616 BUCHANAN AVENUE N.E., MINNEAPOLIS, MN (https://www.google.com/maps/place/1616%20BUCHANAN%20AVENUE%20N.E.,MINNEAPOLIS,MN)	Graph	13	\$41,400.00	\$41,100.00	\$41,100.00	\$45,000.00
Totals	Graph	13	\$41,400.00	\$41,100.00	\$41,100.00	\$45,000.00

Latitude: 45.004546 Longitude: -93.456534

Employer Name/Worksite Address	Graph	Count	Mean Wage	Median Wage	Lowest Wage	Highest Wage
LANCESOFT INC., 2300 BERKSHIRE, PLYMOUTH, MN (https://www.google.com/maps/place/2300%20BERKSHIRE,PLYMOUTH,MN)	Graph	1	\$65,000.00	\$65,000.00	\$65,000.00	\$65,000.00
Totals	Graph	1	\$65,000.00	\$65,000.00	\$65,000.00	\$65,000.00

Latitude: 45.004606 Longitude: -93.428337

Employer Name/Worksite Address	Graph	Count	Mean Wage	Median Wage	Lowest Wage	Highest Wage
ALLEGIANCE TECHNOLOGIES LLC, 3033 CAMPUS DRIVE, PLYMOUTH, MN (https://www.google.com/maps/place/3033%20CAMPUS%20DRIVE,PLYMOUTH,MN)	Graph	1	\$77,771.00	\$77,771.00	\$77,771.00	\$77,771.00
BRISTLECON INC., THE MOSAIC COMPANY,, PLYMOUTH, MN (https://www.google.com/maps/place/THE%20MOSAIC%20COMPANY,,PLYMOUTH,MN)	Graph	1	\$93,995.00	\$93,995.00	\$93,995.00	\$93,995.00
POLAR IT SERVICES INC, 3501 XENIUM LN N, APT #251,, PLYMOUTH, MN (https://www.google.com/maps/place/3501%20XENIUM%20LN%20N,%20APT%20%20#251,,PLYMOUTH,MN)	Graph	1	\$103,626.00	\$103,626.00	\$103,626.00	\$103,626.00
SIMEIO SOLUTIONS, LLC, 3501 XENIUM LANE N, PLYMOUTH, MN (https://www.google.com/maps/place/3501%20XENIUM%20LANE%20N,PLYMOUTH,MN)	Graph	1	\$77,771.00	\$77,771.00	\$77,771.00	\$77,771.00
COTMAC ELECTRONICS INC., BUHLER INC, PLYMOUTH, MN (https://www.google.com/maps/place/BUHLER%20INC,PLYMOUTH,MN)	Graph	2	\$84,500.00	\$84,500.00	\$84,500.00	\$84,500.00
U.S. ENERGY SERVICES, INC., 605 NORTH HIGHWAY 169, PLYMOUTH, MN (https://www.google.com/maps/place/605%20NORTH%20HIGHWAY%20169,PLYMOUTH,MN)	Graph	2	\$47,507.20	\$47,507.20	\$47,507.20	\$47,507.20
Totals	Graph	8	\$77,147.18	\$77,771.00	\$47,507.20	\$103,626.00

Latitude: 45.006272 Longitude: -93.380271

Employer Name/Worksite Address	Graph	Count	Mean Wage
GENERAL MILLS, INC., JFB TECH CENTER, GOLDEN VALLEY, MN (https://www.google.com/maps/place/JFB%20TECH%20CENTER,GOLDEN%20VALLEY,MN)	Graph	1	\$69,638
GENERAL MILLS, INC., JFB TECHNICAL CENTER, MINNEAPOLIS, MN (https://www.google.com/maps/place/JFB%20TECHNICAL%20CENTER,MINNEAPOLIS,MN)	Graph	1	\$69,638
OPTUM SERVICES, INC., 12700 WHITEWATER DRIVE, MINNETONKA, MN (https://www.google.com/maps/place/12700%20WHITEWATER%20DRIVE,MINNETONKA,MN)	Graph	1	\$108,638
TEKEMPLOI CO., SOLUTION DESIGN GROUP INC., 7500 OLSON MEMORIAL HI, GOLDEN VALLEY, MN (https://www.google.com/maps/place/SOLUTION%20DESIGN%20GROUP%20INC.,%207500%20OLSON%20MEMORIAL%20HI,GOLDEN%20VALLEY,MN)	Graph	1	\$78,707
Totals	Graph	4	\$81,655

Latitude: 45.006419 Longitude: -93.176842

Employer Name/Employer Address	Graph	Count	Mean Wage	Median Wage	Lowest Wage	Highest Wage
HAND IN HAND CHRISTIAN MONTESSORI, 2129 FAIRVIEW AVENUE NORTH, ROSEVILLE, MN (https://www.google.com/maps/place/2129%20FAIRVIEW%20AVENUE%20NORTH,ROSEVILLE,MN)	Graph	1	\$37,086.00	\$37,086.00	\$37,086.00	\$37,086.00
Totals	Graph	1	\$37,086.00	\$37,086.00	\$37,086.00	\$37,086.00

Employer Name/Worksite Address	Graph	Count	Mean Wage	Median Wage	Lowest Wage	Highest Wage
--------------------------------	-------	-------	-----------	-------------	-------------	--------------

Employer Name/Worksite Address	Graph	Count	Mean Wage	Median Wage	Lowest Wage	Highest Wage
HAND IN HAND CHRISTIAN MONTESSORI, 2129 FAIRVIEW AVENUE NORTH, ROSEVILLE, MN (https://www.google.com/maps/place/2129%20FAIRVIEW%20AVENUE%20NORTH,ROSEVILLE,MN)	Graph	1	\$37,086.00	\$37,086.00	\$37,086.00	\$37,086.00
Totals	Graph	1	\$37,086.00	\$37,086.00	\$37,086.00	\$37,086.00

Latitude: 45.006938 Longitude: -93.127999

Employer Name/Employer Address	Graph	Count	Mean Wage	Median Wage	Lowest Wage	Highest Wage
KARGES-FAULCONBRIDGE, INC., 670 COUNTRY ROAD B WEST, ST. PAUL, MN (https://www.google.com/maps/place/670%20COUNTRY%20ROAD%20B%20WEST,ST.%20PAUL,MN)	Graph	1	\$61,600.00	\$61,600.00	\$61,600.00	\$61,600.00
Totals	Graph	1	\$61,600.00	\$61,600.00	\$61,600.00	\$61,600.00

Employer Name/Worksite Address	Graph	Count	Mean Wage	Median Wage	Lowest Wage	Highest Wage
KARGES-FAULCONBRIDGE, INC., 670 COUNTRY ROAD B W, ST. PAUL, MN (https://www.google.com/maps/place/670%20COUNTRY%20ROAD%20B%20W,ST.%20PAUL,MN)	Graph	1	\$61,600.00	\$61,600.00	\$61,600.00	\$61,600.00
Totals	Graph	1	\$61,600.00	\$61,600.00	\$61,600.00	\$61,600.00

Latitude: 45.008117 Longitude: -93.461584

Employer Name/Worksite Address	Graph	Count	Mean Wage	Median Wage	Lowest Wage	Highest Wage
JOHNSON CONTROLS, INC., 2605 FERNBROOK LANE NORTH, PLYMOUTH, MN (https://www.google.com/maps/place/2605%20FERNBROOK%20LANE%20NORTH,PLYMOUTH,MN)	Graph	1	\$43,659.00	\$43,659.00	\$43,659.00	\$43,659.00
Totals	Graph	1	\$43,659.00	\$43,659.00	\$43,659.00	\$43,659.00

Latitude: 45.008202 Longitude: -93.041005

Employer Name/Worksite Address	Graph	Count	Mean Wage	Median Wage	Lowest Wage	Highest Wage
TOLLOTECH LLC, 1396 LAURIE ROAD E, MAPLEWOOD, MN (https://www.google.com/maps/place/1396%20LAURIE%20ROAD%20E,MAPLEWOOD,MN)	Graph	1	\$79,000.00	\$79,000.00	\$79,000.00	\$79,000.00
Totals	Graph	1	\$79,000.00	\$79,000.00	\$79,000.00	\$79,000.00

Latitude: 45.009065 Longitude: -93.339519

Employer Name/Employer Address	Graph	Count	Mean Wage	Median Wage	Lowest Wage
MINDSTACK CONSULTING INC, #225R , 1710 NORTH DOUGLAS DRIVE, GOLDEN VALLEY, MN (https://www.google.com/maps/place/#225R%20,%201710%20NORTH%20DOUGLAS%20DRIVE,GOLDEN%20VALLEY,MN)	Graph	2	\$65,000.00	\$65,000.00	\$65,000.00
Totals	Graph	2	\$65,000.00	\$65,000.00	\$65,000.00

Employer Name/Worksite Address	Graph	Count	Mean Wage	Median Wage	Lowest Wage
NORTH CLINIC PA, NORTH MEMORIAL HOSPITAL, ROBBINSDALE, MN (https://www.google.com/maps/place/NORTH%20MEMORIAL%20HOSPITAL,ROBBINSDALE,MN)	Graph	1	\$156,666.00	\$156,666.00	\$156,666.00
NTT DATA, INC., 1985 DOUGLAS DRIVE NORTH DOCK 1, GOLDEN VALLEY, MN (https://www.google.com/maps/place/1985%20DOUGLAS%20DRIVE%20NORTH%20DOCK%201,GOLDEN%20VALLEY,MN)	Graph	1	\$80,808.00	\$80,808.00	\$80,808.00
VISUAL CONSULTANTS, INC., TENNANT COMPANY, MINNEAPOLIS, MN (https://www.google.com/maps/place/TENNANT%20COMPANY,MINNEAPOLIS,MN)	Graph	1	\$91,500.00	\$91,500.00	\$91,500.00
NTT DATA, INC., 1985 DOUGLAS DRIVE, NORTH DOCK 1, GOLDEN VALLEY, MN (https://www.google.com/maps/place/1985%20DOUGLAS%20DRIVE,%20NORTH%20DOCK%201,GOLDEN%20VALLEY,MN)	Graph	2	\$77,771.00	\$77,771.00	\$77,771.00
Totals	Graph	5	\$96,903.20	\$80,808.00	\$77,771.00

Latitude: 45.009717 Longitude: -93.359798

Employer Name/Worksite Address	Graph	Count	Mean Wage	Median Wage	Lowest Wage	Highest Wage
WIPRO LIMITED, 1985, DOUGLAS DR N, MINNEAPOLIS, MN (https://www.google.com/maps/place/1985,%20DOUGLAS%20DR%20N,MINNEAPOLIS,MN)	Graph	1	\$65,707.00	\$65,707.00	\$65,707.00	\$65,707.00
Totals	Graph	1	\$65,707.00	\$65,707.00	\$65,707.00	\$65,707.00

Latitude: 45.010175 Longitude: -93.135806

Employer Name/Worksite Address	Graph	Count	Mean Wage	Median Wage	Lowest Wage	Highest Wage
STANTEC CONSULTING SERVICES INC., 2335 HIGHWAY 36 WEST, ST PAUL, MN (https://www.google.com/maps/place/2335%20HIGHWAY%2036%20WEST,ST%20PAUL,MN)	Graph	1	\$59,696.00	\$59,696.00	\$59,696.00	\$59,696.00
STANTEC CONSULTING SERVICES INC., 2335 HIGHWAY 36 WEST, ST.PAUL, MN (https://www.google.com/maps/place/2335%20HIGHWAY%2036%20WEST,ST.PAUL,MN)	Graph	1	\$60,611.00	\$60,611.00	\$60,611.00	\$60,611.00
Totals	Graph	2	\$60,153.50	\$59,696.00	\$59,696.00	\$60,611.00

Latitude: 45.010333 Longitude: -93.161939

Employer Name/Worksite Address	Graph	Count	Mean Wage	Median Wage	Lowest Wage	Highest Wage
HYPSPHERE INC., 1500 HIGHWAY 36 WEST, ROSEVILLE, MN (https://www.google.com/maps/place/1500%20HIGHWAY%2036%20WEST,ROSEVILLE,MN)	Graph	1	\$75,000.00	\$75,000.00	\$75,000.00	\$75,000.00
Totals	Graph	1	\$75,000.00	\$75,000.00	\$75,000.00	\$75,000.00

Latitude: 45.010621 Longitude: -93.465565

Employer Name/Employer Address	Graph	Count	Mean Wage	Median Wage	Lowest Wage	Highest Wage
MEDIVATORS, INC., 14605 28TH AVE N, PLYMOUTH, MN (https://www.google.com/maps/place/14605%2028TH%20AVE%20N,PLYMOUTH,MN)	Graph	3	\$95,833.33	\$110,000.00	\$57,500.00	\$120,000.00
Totals	Graph	3	\$95,833.33	\$110,000.00	\$57,500.00	\$120,000.00

Employer Name/Worksite Address	Graph	Count	Mean Wage	Median Wage	Lowest Wage	Highest Wage
MEDIVATORS, INC., 14605 28TH AVE N, PLYMOUTH, MN (https://www.google.com/maps/place/14605%2028TH%20AVE%20N,PLYMOUTH,MN)	Graph	3	\$95,833.33	\$110,000.00	\$57,500.00	\$120,000.00
Totals	Graph	3	\$95,833.33	\$110,000.00	\$57,500.00	\$120,000.00

Latitude: 45.010945 Longitude: -93.452014

Employer Name/Worksite Address	Graph	Count	Mean Wage	Median Wage	Lowest Wage	Highest Wage
ALLINA HEALTH SYSTEM, 2855 CAMPUS DRIVE, PLYMOUTH, MN (https://www.google.com/maps/place/2855%20CAMPUS%20DRIVE,PLYMOUTH,MN)	Graph	1	\$240,000.00	\$240,000.00	\$240,000.00	\$240,000.00
Totals	Graph	1	\$240,000.00	\$240,000.00	\$240,000.00	\$240,000.00

Latitude: 45.011803 Longitude: -93.467668

Employer Name/Worksite Address	Graph	Count	Mean Wage	Median Wage	Lowest Wage	Highest Wage
CARGILL, INCORPORATED, 14800 28TH AVE NORTH, PLYMOUTH, MN (https://www.google.com/maps/place/14800%2028TH%20AVE%20NORTH,PLYMOUTH,MN)	Graph	1	\$83,678.00	\$83,678.00	\$83,678.00	\$83,678.00

Employer Name/Worksite Address	Graph	Count	Mean Wage	Median Wage	Lowest Wage	Highest Wage
CARGILL, INCORPORATED, 14800 28TH AVENUE NORTH, PLYMOUTH, MN (https://www.google.com/maps/place/14800%2028TH%20AVENUE%20NORTH,PLYMOUTH,MN)	Graph	2	\$80,579.00	\$80,579.00	\$80,579.00	\$80,579.00
Totals	Graph	3	\$81,612.00	\$80,579.00	\$80,579.00	\$83,678.00

Latitude: 45.011828 Longitude: -92.778877

Employer Name/Employer Address	Graph	Count	Mean Wage	Median Wage	Lowest Wage	Highest Wage
ANDERSEN CORPORATION, 100 FOURTH AVENUE NO., BAYPORT, MN (https://www.google.com/maps/place/100%20FOURTH%20AVENUE%20NO.,BAYPORT,MN)	Graph	1	\$105,000.00	\$105,000.00	\$105,000.00	\$105,000.00
Totals	Graph	1	\$105,000.00	\$105,000.00	\$105,000.00	\$105,000.00

Employer Name/Worksite Address	Graph	Count	Mean Wage	Median Wage	Lowest Wage	Highest Wage
ANDERSEN CORPORATION, 100 FOURTH AVENUE NO., BAYPORT, MN (https://www.google.com/maps/place/100%20FOURTH%20AVENUE%20NO.,BAYPORT,MN)	Graph	1	\$105,000.00	\$105,000.00	\$105,000.00	\$105,000.00
Totals	Graph	1	\$105,000.00	\$105,000.00	\$105,000.00	\$105,000.00

Latitude: 45.012408 Longitude: -93.091781

Employer Name/Worksite Address	Graph	Count	Mean Wage	Median Wage	Lowest Wage	Highest Wage
BROADGATE, INC., 1 ST. JUDE MEDICAL DR., ST. PAUL, MN (https://www.google.com/maps/place/1%20ST.%20JUDE%20MEDICAL%20DR.,ST.%20PAUL,MN)	Graph	1	\$62,733.00	\$62,733.00	\$62,733.00	\$62,733.00
TTS SOLUTIONS,INC., 1 ST JUDE MEDICAL DR, SAINT PAUL, MN (https://www.google.com/maps/place/1%20ST%20JUDE%20MEDICAL%20DR,SAINT%20PAUL,MN)	Graph	2	\$80,000.00	\$80,000.00	\$80,000.00	\$80,000.00
ST. JUDE MEDICAL CARDIOLOGY DIVISION, ONE ST. JUDE MEDICAL DRIVE, ST. PAUL, MN (https://www.google.com/maps/place/ONE%20ST.%20JUDE%20MEDICAL%20DRIVE,ST.%20PAUL,MN)	Graph	8	\$77,707.46	\$70,000.00	\$60,000.00	\$119,882.25
CAPGEMINI AMERICA INC, 1 SAINT JUDE MEDICAL DR, SAINT PAUL, MN (https://www.google.com/maps/place/1%20SAINT%20JUDE%20MEDICAL%20DR,SAINT%20PAUL,MN)	Graph	49	\$75,026.53	\$69,100.00	\$60,000.00	\$107,000.00
Totals	Graph	60	\$75,344.88	\$69,100.00	\$60,000.00	\$119,882.25

Latitude: 45.01275 Longitude: -93.449273

Employer Name/Worksite Address	Graph	Count	Mean Wage	Median Wage	Lowest Wage	Highest Wage
RWALTZ SOFTWARE SERVICES GROUP INC (PREVIOUSLY KNO, 405 XENIUM LANE N, PLYMOUTH, MN (https://www.google.com/maps/place/405%20XENIUM%20LANE%20N,PLYMOUTH,MN)	Graph	1	\$86,902.00	\$86,902.00	\$86,902.00	\$86,902.00
Totals	Graph	1	\$86,902.00	\$86,902.00	\$86,902.00	\$86,902.00

Latitude: 45.013024 Longitude: -93.155538

Employer Name/Worksite Address	Graph	Count	Mean Wage	Median Wage	Lowest Wage	Highest Wage
FAIR ISAAC CORPORATION, ROSEDALE CORPORATE PLAZA - FICO, ROSEVILLE, MN (https://www.google.com/maps/place/ROSEDALE%20CORPORATE%20PLAZA%20-%20FICO,ROSEVILLE,MN)	Graph	1	\$93,621.00	\$93,621.00	\$93,621.00	\$93,621.00
MICROEXCEL, INC, 14901 DEVEAU PL, MINNETONKA, MN (https://www.google.com/maps/place/14901%20DEVEAU%20PL,MINNETONKA,MN)	Graph	2	\$100,000.00	\$100,000.00	\$100,000.00	\$100,000.00
Totals	Graph	3	\$97,873.67	\$100,000.00	\$93,621.00	\$100,000.00

Latitude: 45.013068 Longitude: -93.450754

Employer Name/Worksite Address	Graph	Count	Mean Wage	Median Wage	Lowest Wage	Highest Wage
WINCERE, INC., 2955 XENIUM LANE, PLYMOUTH, MN (https://www.google.com/maps/place/2955%20XENIUM%20LANE,PLYMOUTH,MN)	Graph	1	\$99,840.00	\$99,840.00	\$99,840.00	\$99,840.00
Totals	Graph	1	\$99,840.00	\$99,840.00	\$99,840.00	\$99,840.00

Latitude: 45.013092 Longitude: -93.164642

Employer Name/Employer Address	Graph	Count	Mean Wage	Median Wage	Lowest Wage	Highest Wage
LKPB ENGINEERS, INC., 1935 WEST COUNTY ROAD B2, SAINT PAUL, MN (https://www.google.com/maps/place/1935%20WEST%20COUNTY%20ROAD%20B2,SAINT%20PAUL,MN)	Graph	1	\$65,437.00	\$65,437.00	\$65,437.00	\$65,437.00
AMERICAN ACADEMY OF TRADITIONAL CHINESE MEDICINE, INC., 1925 WEST COUNTY ROAD B2, ROSEVILLE, MN (https://www.google.com/maps/place/1925%20WEST%20COUNTY%20ROAD%20B2,ROSEVILLE,MN)	Graph	4	\$63,050.00	\$62,400.00	\$62,400.00	\$65,000.00
Totals	Graph	5	\$63,527.40	\$62,400.00	\$62,400.00	\$65,437.00

Employer Name/Worksite Address	Graph	Count	Mean Wage	Median Wage	Lowest Wage	Highest Wage
LKPB ENGINEERS, INC., 1935 WEST COUNTY ROAD B2, ST. PAUL, MN (https://www.google.com/maps/place/1935%20WEST%20COUNTY%20ROAD%20B2,ST.%20PAUL,MN)	Graph	1	\$65,437.00	\$65,437.00	\$65,437.00	\$65,437.00
AMERICAN ACADEMY OF TRADITIONAL CHINESE MEDICINE, INC., 1925 WEST COUNTY ROAD B2, ROSEVILLE, MN (https://www.google.com/maps/place/1925%20WEST%20COUNTY%20ROAD%20B2,ROSEVILLE,MN)	Graph	4	\$63,050.00	\$62,400.00	\$62,400.00	\$65,000.00
Totals	Graph	5	\$63,527.40	\$62,400.00	\$62,400.00	\$65,437.00

Latitude: 45.013286 Longitude: -93.453446

Employer Name/Employer Address	Graph	Count	Mean Wage	Median Wage	Lowest Wage	Highest Wage
VERIFY HOLDINGS LLC, 3033 CAMPUS DRIVE, MINNEAPOLIS, MN (https://www.google.com/maps/place/3033%20CAMPUS%20DRIVE,MINNEAPOLIS,MN)	Graph	2	\$117,866.50	\$117,770.00	\$117,770.00	\$117,963.00
Totals	Graph	2	\$117,866.50	\$117,770.00	\$117,770.00	\$117,963.00

Employer Name/Worksite Address	Graph	Count	Mean Wage	Median Wage	Lowest Wage	Highest Wage
CALIFORNIA CREATIVE SOLUTIONS, INC., 3033 CAMPUS DRIVE, SUITE #320,, PLYMOUTH, MN (https://www.google.com/maps/place/3033%20CAMPUS%20DRIVE,%20SUITE%20#320,,PLYMOUTH,MN)	Graph	1	\$62,732.80	\$62,732.80	\$62,732.80	\$62,732.80
VIGILANT TECHNOLOGIES LLC, 3033 CAMPUS DRIVE, FLOOR 5, PLYMOUTH, MN (https://www.google.com/maps/place/3033%20CAMPUS%20DRIVE,%20FLOOR%205,PLYMOUTH,MN)	Graph	1	\$65,000.00	\$65,000.00	\$65,000.00	\$65,000.00
VERIFY HOLDINGS LLC, 3033 CAMPUS DRIVE, MINNEAPOLIS, MN (https://www.google.com/maps/place/3033%20CAMPUS%20DRIVE,MINNEAPOLIS,MN)	Graph	2	\$117,866.50	\$117,770.00	\$117,770.00	\$117,963.00
ACCENTURE LLP, 3033 CAMPUS DR, PLYMOUTH, MN (https://www.google.com/maps/place/3033%20CAMPUS%20DR,PLYMOUTH,MN)	Graph	8	\$88,416.75	\$91,021.00	\$82,750.00	\$95,000.00
DELOITTE CONSULTING LLP, 3033 CAMPUS DRIVE, PLYMOUTH, MN (https://www.google.com/maps/place/3033%20CAMPUS%20DRIVE,PLYMOUTH,MN)	Graph	49	\$92,045.59	\$95,500.00	\$62,733.00	\$104,000.00
Totals	Graph	61	\$91,492.35	\$95,500.00	\$62,732.80	\$117,963.00

Latitude: 45.01329 Longitude: -93.478024

Employer Name/Employer Address	Graph	Count	Mean Wage	Median Wage	Lowest Wage	Highest Wage
PROMED PHARMA, LLC, 15600 MEDINA ROAD, PLYMOUTH, MN (https://www.google.com/maps/place/15600%20MEDINA%20ROAD,PLYMOUTH,MN)	Graph	2	\$63,750.00	\$52,500.00	\$52,500.00	\$75,000.00
Totals	Graph	2	\$63,750.00	\$52,500.00	\$52,500.00	\$75,000.00

Employer Name/Worksite Address	Graph	Count	Mean Wage	Median Wage	Lowest Wage	Highest Wage
PROMED PHARMA, LLC, 15600 MEDINA ROAD, PLYMOUTH, MN (https://www.google.com/maps/place/15600%20MEDINA%20ROAD,PLYMOUTH,MN)	Graph	2	\$63,750.00	\$52,500.00	\$52,500.00	\$75,000.00
Totals	Graph	2	\$63,750.00	\$52,500.00	\$52,500.00	\$75,000.00

Latitude: 45.013404 Longitude: -93.097932

Employer Name/Worksite Address	Graph	Count	Mean Wage	Median Wage	Lowest Wage	Highest Wage
SPA ENTERPRISE SERVICES INC., ONE LILLEHEI PLAZA, SAINT PAUL, MN (https://www.google.com/maps/place/ONE%20LILLEHEI%20PLAZA,SAINT%20PAUL,MN)	Graph	1	\$64,501.00	\$64,501.00	\$64,501.00	\$64,501.00
SUNRISE INFOTEK CORP., ONE LILLEHEI PLAZA, ST.PAUL, MN (https://www.google.com/maps/place/ONE%20LILLEHEI%20PLAZA,ST.PAUL,MN)	Graph	1	\$62,733.00	\$62,733.00	\$62,733.00	\$62,733.00
MINDWORLD LLC, 1 LILLEHEI PLAZA, LITTLE CANADA, MN (https://www.google.com/maps/place/1%20LILLEHEI%20PLAZA,LITTLE%20CANADA,MN)	Graph	2	\$94,000.00	\$63,000.00	\$63,000.00	\$125,000.00
A1 KAISER INC, ONE LILLEHEI PLAZA, ST. PAUL, MN (https://www.google.com/maps/place/ONE%20LILLEHEI%20PLAZA,ST.%20PAUL,MN)	Graph	5	\$66,447.00	\$62,733.00	\$60,000.00	\$85,000.00
Totals	Graph	9	\$71,941.00	\$63,000.00	\$60,000.00	\$125,000.00

Latitude: 45.013764 Longitude: -93.451536

Employer Name/Worksite Address	Graph	Count	Mean Wage	Median Wage	Lowest Wage	Highest Wage
NEXAGE TECHNOLOGIES USA INC, 2955 XENIUM LN N, PLYMOUTH, MN (https://www.google.com/maps/place/2955%20XENIUM%20LN%20N,PLYMOUTH,MN)	Graph	1	\$78,000.00	\$78,000.00	\$78,000.00	\$78,000.00
Totals	Graph	1	\$78,000.00	\$78,000.00	\$78,000.00	\$78,000.00

Latitude: 45.014213 Longitude: -93.462461

Employer Name/Employer Address	Graph	Count	Mean Wage	Median Wage	Lowest Wage	Highest Wage
ICON ITGROUP INC, 3025 HARBOR LN, PLYMOUTH, MN (https://www.google.com/maps/place/3025%20HARBOR%20LN,PLYMOUTH,MN)	Graph	2	\$86,458.50	\$77,917.00	\$77,917.00	\$95,000.00
ICON ITGROUP, 3025 HARBOR LN, PLYMOUTH, MN (https://www.google.com/maps/place/3025%20HARBOR%20LN,PLYMOUTH,MN)	Graph	7	\$89,314.29	\$90,200.00	\$80,000.00	\$95,000.00
ICON IT GROUP, 3025 HARBOR LN, PLYMOUTH, MN (https://www.google.com/maps/place/3025%20HARBOR%20LN,PLYMOUTH,MN)	Graph	11	\$75,000.00	\$70,000.00	\$55,000.00	\$95,000.00
Totals	Graph	20	\$81,155.85	\$80,000.00	\$55,000.00	\$95,000.00

Employer Name/Worksite Address	Graph	Count	Mean Wage	Median Wage	Lowest Wage	Highest Wage
ICON ITGROUP, 3025 HARBOR LN, PLYMOUTH, MN (https://www.google.com/maps/place/3025%20HARBOR%20LN,PLYMOUTH,MN)	Graph	20	\$81,155.85	\$80,000.00	\$55,000.00	\$95,000.00
Totals	Graph	20	\$81,155.85	\$80,000.00	\$55,000.00	\$95,000.00

Latitude: 45.018002 Longitude: -93.179847

Employer Name/Worksite Address	Graph	Count	Mean Wage	Median Wage	Lowest Wage	Highest Wage
ONLY IT CONSULTING, LLC, 1900 OAKCREST DR, ROSEVILLE, MN (https://www.google.com/maps/place/1900%20OAKCREST%20DR,ROSEVILLE,MN)	Graph	1	\$61,000.00	\$61,000.00	\$61,000.00	\$61,000.00
Totals	Graph	1	\$61,000.00	\$61,000.00	\$61,000.00	\$61,000.00

Latitude: 45.018424 Longitude: -93.461749

Employer Name/Worksite Address	Graph	Count	Mean Wage	Median Wage	Lowest Wage	Highest Wage
VIRTUSA CORPORATION, 14300 34TH AVE N, PLYMOUTH, MN (https://www.google.com/maps/place/14300%2034TH%20AVE%20N,PLYMOUTH,MN)	Graph	1	\$102,000.00	\$102,000.00	\$102,000.00	\$102,000.00
Totals	Graph	1	\$102,000.00	\$102,000.00	\$102,000.00	\$102,000.00

Latitude: 45.019972 Longitude: -93.476844

Employer Name/Employer Address	Graph	Count	Mean Wage	Median Wage	Lowest Wage	Highest Wage
MINNESOTA HEAD AND NECK PAIN CLINIC PA, 3475 PLYMOUTH BLVD, PLYMOUTH, MN (https://www.google.com/maps/place/3475%20PLYMOUTH%20BLVD,PLYMOUTH,MN)	Graph	1	\$41,600.00	\$41,600.00	\$41,600.00	\$41,600.00
Totals	Graph	1	\$41,600.00	\$41,600.00	\$41,600.00	\$41,600.00

Employer Name/Worksite Address	Graph	Count	Mean Wage	Median Wage	Lowest Wage	Highest Wage
MINNESOTA HEAD AND NECK PAIN CLINIC PA, 3475 PLYMOUTH BLVD, PLYMOUTH, MN (https://www.google.com/maps/place/3475%20PLYMOUTH%20BLVD,PLYMOUTH,MN)	Graph	1	\$41,600.00	\$41,600.00	\$41,600.00	\$41,600.00
Totals	Graph	1	\$41,600.00	\$41,600.00	\$41,600.00	\$41,600.00

Latitude: 45.020509 Longitude: -93.203388

Employer Name/Employer Address	Graph	Count	Mean Wage	Median Wage	Lowest Wage	Highest Wage
CROWN IRON WORKS COMPANY, 2500 WEST COUNTY ROAD C, ROSEVILLE, MN (https://www.google.com/maps/place/2500%20WEST%20COUNTY%20ROAD%20C,ROSEVILLE,MN)	Graph	1	\$140,585.00	\$140,585.00	\$140,585.00	\$140,585.00
PARK DENTAL, 2200 COUNTY ROAD C-WEST, MINNEAPOLIS, MN (https://www.google.com/maps/place/2200%20COUNTY%20ROAD%20C-WEST,MINNEAPOLIS,MN)	Graph	1	\$116,500.00	\$116,500.00	\$116,500.00	\$116,500.00
Totals	Graph	2	\$128,542.50	\$116,500.00	\$116,500.00	\$140,585.00

Employer Name/Worksite Address	Graph	Count	Mean Wage	Median Wage	Lowest Wage	Highest Wage
CROWN IRON WORKS COMPANY, 2500 WEST COUNTY ROAD C, ROSEVILLE, MN (https://www.google.com/maps/place/2500%20WEST%20COUNTY%20ROAD%20C,ROSEVILLE,MN)	Graph	1	\$140,585.00	\$140,585.00	\$140,585.00	\$140,585.00
Totals	Graph	1	\$140,585.00	\$140,585.00	\$140,585.00	\$140,585.00

Latitude: 45.021052 Longitude: -93.477214

Employer Name/Employer Address	Graph	Count	Mean Wage	Median Wage	Lowest Wage	Highest Wage
GENISYS TECHNOLOGIES INC, 3545 PLYMOUTH BLVD, PLYMOUTH, MN (https://www.google.com/maps/place/3545%20PLYMOUTH%20BLVD,PLYMOUTH,MN)	Graph	12	\$81,835.83	\$81,000.00	\$65,000.00	\$100,000.00
GENISYS TECHNOLOGIES, INC, 3545 PLYMOUTH BLVD, PLYMOUTH, MN (https://www.google.com/maps/place/3545%20PLYMOUTH%20BLVD,PLYMOUTH,MN)	Graph	31	\$78,171.61	\$72,000.00	\$62,733.00	\$135,000.00
Totals	Graph	43	\$79,194.19	\$75,000.00	\$62,733.00	\$135,000.00

Employer Name/Worksite Address	Graph	Count	Mean Wage	Median Wage	Lowest Wage	Highest Wage
GENISYS TECHNOLOGIES INC, 3545 PLYMOUTH BLVD., PLYMOUTH, MN (https://www.google.com/maps/place/3545%20PLYMOUTH%20BLVD,,PLYMOUTH,MN)	Graph	6	\$80,416.67	\$72,000.00	\$72,000.00	\$100,000.00
GENISYS TECHNOLOGIES INC, 3545 PLYMOUTH BLVD, PLYMOUTH, MN (https://www.google.com/maps/place/3545%20PLYMOUTH%20BLVD,PLYMOUTH,MN)	Graph	37	\$78,995.95	\$75,000.00	\$62,733.00	\$135,000.00
Totals	Graph	43	\$79,194.19	\$75,000.00	\$62,733.00	\$135,000.00

Latitude: 45.021143 Longitude: -92.778044

Employer Name/Employer Address	Graph	Count	Mean Wage	Median Wage	Lowest Wage	Highest Wage
ANDERSEN CORPORATION, 100 FOURTH AVENUE NORTH, BAYPORT, MN (https://www.google.com/maps/place/100%20FOURTH%20AVENUE%20NORTH,BAYPORT,MN)	Graph	3	\$95,908.67	\$93,080.00	\$93,080.00	\$101,566.00
Totals	Graph	3	\$95,908.67	\$93,080.00	\$93,080.00	\$101,566.00

Employer Name/Worksite Address	Graph	Count	Mean Wage	Median Wage	Lowest Wage	Highest Wage
CAPGEMINI AMERICA INC, 100 4TH AVE N, BAYPORT, MN (https://www.google.com/maps/place/100%204TH%20AVE%20N,BAYPORT,MN)	Graph	1	\$108,200.00	\$108,200.00	\$108,200.00	\$108,200.00
ANDERSEN CORPORATION, 100 FOURTH AVENUE NORTH, BAYPORT, MN (https://www.google.com/maps/place/100%20FOURTH%20AVENUE%20NORTH,BAYPORT,MN)	Graph	2	\$93,080.00	\$93,080.00	\$93,080.00	\$93,080.00
Totals	Graph	3	\$98,120.00	\$93,080.00	\$93,080.00	\$108,200.00

Latitude: 45.021218 Longitude: -93.477272

Employer Name/Employer Address	Graph	Count	Mean Wage	Median Wage	Lowest Wage	Highest Wage
LIU INC., 3555 PLYMOUTH BLVD., PLYMOUTH, MN (https://www.google.com/maps/place/3555%20PLYMOUTH%20BLVD.,PLYMOUTH,MN)	Graph	1	\$48,235.20	\$48,235.20	\$48,235.20	\$48,235.20
Totals	Graph	1	\$48,235.20	\$48,235.20	\$48,235.20	\$48,235.20

Employer Name/Worksite Address	Graph	Count	Mean Wage	Median Wage	Lowest Wage	Highest Wage
LIU INC., 3555 PLYMOUTH BLVD., PLYMOUTH, MN (https://www.google.com/maps/place/3555%20PLYMOUTH%20BLVD.,PLYMOUTH,MN)	Graph	1	\$48,235.20	\$48,235.20	\$48,235.20	\$48,235.20
Totals	Graph	1	\$48,235.20	\$48,235.20	\$48,235.20	\$48,235.20

Latitude: 45.021434 Longitude: -93.192881

Employer Name/Worksite Address	Graph	Count	Mean Wage	Median Wage	Lowest Wage	Highest Wage
HCL AMERICA, INC., 2665 LONG LAKE RD, ROSEVILLE, MN (https://www.google.com/maps/place/2665%20LONG%20LAKE%20RD,ROSEVILLE,MN)	Graph	8	\$60,603.50	\$56,285.00	\$45,136.00	\$91,021.00
FAIR ISAAC CORPORATION, 2665 LONG LAKE ROAD, ROSEVILLE, MN (https://www.google.com/maps/place/2665%20LONG%20LAKE%20ROAD,ROSEVILLE,MN)	Graph	106	\$80,778.32	\$77,771.00	\$60,000.00	\$109,013.00
Totals	Graph	114	\$79,362.54	\$77,771.00	\$45,136.00	\$109,013.00

Latitude: 45.021505 Longitude: -93.226806

Employer Name/Worksite Address	Graph	Count	Mean Wage	Median Wage	Lowest Wage	Highest Wage
DELOITTE CONSULTING LLP, 5056 STREET FLR. 27, MINNEAPOLIS, MN (https://www.google.com/maps/place/5056%20STREET%20FLR.%2027,MINNEAPOLIS,MN)	Graph	3	\$99,195.00	\$99,195.00	\$99,195.00	\$99,195.00
Totals	Graph	3	\$99,195.00	\$99,195.00	\$99,195.00	\$99,195.00

Latitude: 45.021572 Longitude: -93.192885

Employer Name/Employer Address	Graph	Count	Mean Wage	Median Wage	Lowest Wage	Highest Wage
NIHILENT TECHNOLOGIES, INC., 2675 LONG LAKE ROAD, SUITE 150, ROSEVILLE, MN (https://www.google.com/maps/place/2675%20LONG%20LAKE%20ROAD,%20SUITE%20150,ROSEVILLE,MN)	Graph	2	\$104,155.00	\$100,160.00	\$100,160.00	\$108,160.00
Totals	Graph	2	\$104,155.00	\$100,160.00	\$100,160.00	\$108,160.00

Employer Name/Worksite Address	Graph	Count	Mean Wage	Median Wage	Lowest Wage	Highest Wage
NIHILENT TECHNOLOGIES, INC., 2675 LONG LAKE ROAD, ROSEVILLE, MN (https://www.google.com/maps/place/2675%20LONG%20LAKE%20ROAD,ROSEVILLE,MN)	Graph	2	\$104,155.00	\$100,160.00	\$100,160.00	\$108,150.00
Totals	Graph	2	\$104,155.00	\$100,160.00	\$100,160.00	\$108,150.00

Latitude: 45.022038 Longitude: -93.486875

Employer Name/Worksite Address	Graph	Count	Mean Wage	Median Wage	Lowest Wage	Highest Wage
TERILLIUM, INC., 16305 36TH AVE N, PLYMOUTH, MN (https://www.google.com/maps/place/16305%2036TH%20AVE%20N,PLYMOUTH,MN)	Graph	1	\$125,000.00	\$125,000.00	\$125,000.00	\$125,000.00
CALIX, INC., 16305 36TH AVE. NORTH, MINNEAPOLIS, MN (https://www.google.com/maps/place/16305%2036TH%20AVE.%20NORTH,MINNEAPOLIS,MN)	Graph	2	\$94,500.00	\$79,000.00	\$79,000.00	\$110,000.00
CALIX, INC., 16305 36TH AVENUE NORTH, MINNEAPOLIS, MN (https://www.google.com/maps/place/16305%2036TH%20AVENUE%20NORTH,MINNEAPOLIS,MN)	Graph	2	\$84,000.00	\$76,000.00	\$76,000.00	\$92,000.00
Totals	Graph	5	\$96,400.00	\$92,000.00	\$76,000.00	\$125,000.00

Latitude: 45.022234 Longitude: -93.487316

Employer Name/Worksite Address	Graph	Count	Mean Wage	Median Wage	Lowest Wage	Highest Wage
LUCID TECHNOLOGIES INC, 16355 36TH AVENUE N., MINNEAPOLIS, MN (https://www.google.com/maps/place/16355%2036TH%20AVENUE%20N.,MINNEAPOLIS,MN)	Graph	1	\$91,000.00	\$91,000.00	\$91,000.00	\$91,000.00
Totals	Graph	1	\$91,000.00	\$91,000.00	\$91,000.00	\$91,000.00

Latitude: 45.022377 Longitude: -93.206609

Employer Name/Worksite Address	Graph	Count	Mean Wage	Median Wage	Lowest Wage	Highest Wage
HCL AMERICA, INC., 2699 PATTON ROAD, ROSEVILLE, MN (https://www.google.com/maps/place/2699%20PATTON%20ROAD,ROSEVILLE,MN)	Graph	26	\$81,280.00	\$80,808.00	\$80,808.00	\$93,080.00
Totals	Graph	26	\$81,280.00	\$80,808.00	\$80,808.00	\$93,080.00

Latitude: 45.0226 Longitude: -93.167022

Employer Name/Worksite Address	Graph	Count	Mean Wage	Median Wage	Lowest Wage	Highest Wage
ACHIEVA IT, INC., 2700 SNELLING AVE, ST PAUL, MN (https://www.google.com/maps/place/2700%20SNELLING%20AVE,ST%20PAUL,MN)	Graph	1	\$68,580.00	\$68,580.00	\$68,580.00	\$68,580.00
NTT DATA, INC., 2700 SNELLING AVENUE, ROSEVILLE, MN (https://www.google.com/maps/place/2700%20SNELLING%20AVENUE,ROSEVILLE,MN)	Graph	1	\$78,957.00	\$78,957.00	\$78,957.00	\$78,957.00
MCKESSON CORPORATION, 2700 SNELLING AVENUE NORTH, ROSEVILLE, MN (https://www.google.com/maps/place/2700%20SNELLING%20AVENUE%20NORTH,ROSEVILLE,MN)	Graph	2	\$70,300.00	\$60,600.00	\$60,600.00	\$80,000.00
Totals	Graph	4	\$72,034.25	\$68,580.00	\$60,600.00	\$80,000.00

Latitude: 45.022762 Longitude: -93.493924

Employer Name/Worksite Address	Graph	Count	Mean Wage	Median Wage	Lowest Wage	Highest Wage
POLARIS INDUSTRIES, INC., 2100 HIGHWAY 55, MEDINA, MN (https://www.google.com/maps/place/2100%20HIGHWAY%2055,MEDINA,MN)	Graph	14	\$90,111.79	\$90,000.00	\$64,501.00	\$110,210.00
Totals	Graph	14	\$90,111.79	\$90,000.00	\$64,501.00	\$110,210.00

Employer Name/Worksite Address	Graph	Count	Mean Wage	Median Wage	Lowest Wage	Highest Wage
DEVICARE SOLUTIONS, 2100 HIGHWAY 55, PLYMOUTH, MN (https://www.google.com/maps/place/2100%20HIGHWAY%2055,PLYMOUTH,MN)	Graph	1	\$79,000.00	\$79,000.00	\$79,000.00	\$79,000.00
POLARIS INDUSTRIES, INC., 2100 HIGHWAY 55, MEDINA, MN (https://www.google.com/maps/place/2100%20HIGHWAY%2055,MEDINA,MN)	Graph	2	\$66,209.00	\$64,418.00	\$64,418.00	\$68,000.00
Totals	Graph	3	\$70,472.67	\$68,000.00	\$64,418.00	\$79,000.00

Latitude: 45.023007 Longitude: -93.206492

Employer Name/Worksite Address	Graph	Count	Mean Wage	Median Wage	Lowest Wage	Highest Wage
DELOITTE & TOUCHE LLP, 2800 PATTON ROAD, ST. PAUL, MN (https://www.google.com/maps/place/2800%20PATTON%20ROAD,ST.%20PAUL,MN)	Graph	15	\$51,000.00	\$51,000.00	\$51,000.00	\$51,000.00
Totals	Graph	15	\$51,000.00	\$51,000.00	\$51,000.00	\$51,000.00

Latitude: 45.023427 Longitude: -93.456702

Employer Name/Employer Address	Graph	Count	Mean Wage	Median Wage	Lowest Wage	Highest Wage
KNOWLEDGE MARKETING, LLC, 3650 ANNAPOLIS LANE N, PLYMOUTH, MN (https://www.google.com/maps/place/3650%20ANNAPOLIS%20LANE%20N,PLYMOUTH,MN)	Graph	1	\$90,000.00	\$90,000.00	\$90,000.00	\$90,000.00
Totals	Graph	1	\$90,000.00	\$90,000.00	\$90,000.00	\$90,000.00

Employer Name/Worksite Address	Graph	Count	Mean Wage	Median Wage	Lowest Wage	Highest Wage
KNOWLEDGE MARKETING, LLC, 3650 ANNAPOLIS LANE N, PLYMOUTH, MN (https://www.google.com/maps/place/3650%20ANNAPOLIS%20LANE%20N,PLYMOUTH,MN)	Graph	1	\$90,000.00	\$90,000.00	\$90,000.00	\$90,000.00
Totals	Graph	1	\$90,000.00	\$90,000.00	\$90,000.00	\$90,000.00

Latitude: 45.024539 Longitude: -93.146813

Employer Name/Worksite Address	Graph	Count	Mean Wage	Median Wage	Lowest Wage	Highest Wage
TOLLTECH LLC, 2775 LEXINGTON AVE N, ROSEVILLE, MN (https://www.google.com/maps/place/2775%20LEXINGTON%20AVE%20N,ROSEVILLE,MN)	Graph	1	\$67,200.00	\$67,200.00	\$67,200.00	\$67,200.00
Totals	Graph	1	\$67,200.00	\$67,200.00	\$67,200.00	\$67,200.00

Latitude: 45.024698 Longitude: -93.187477

Employer Name/Worksite Address	Graph	Count	Mean Wage	Median Wage	Lowest Wage	Highest Wage
VERITAS TECHNOLOGIES LLC, 2815 CLEVELAND AVE., ROSEVILLE, MN (https://www.google.com/maps/place/2815%20CLEVELAND%20AVE.,ROSEVILLE,MN)	Graph	2	\$107,310.95	\$103,000.00	\$103,000.00	\$111,621.89
VERITAS TECHNOLOGIES LLC, 2815 CLEVELAND AVENUE NORTH, ROSEVILLE, MN (https://www.google.com/maps/place/2815%20CLEVELAND%20AVENUE%20NORTH,ROSEVILLE,MN)	Graph	2	\$97,924.65	\$93,742.00	\$93,742.00	\$102,107.30
VERITAS TECHNOLOGIES LLC, 2815 CLEVELAND AVENUE, ROSEVILLE, MN (https://www.google.com/maps/place/2815%20CLEVELAND%20AVENUE,ROSEVILLE,MN)	Graph	16	\$89,534.72	\$82,320.00	\$60,000.00	\$136,500.00
AMONGIT INC, 2815 CLEVELAND AVE, ROSEVILLE, MN (https://www.google.com/maps/place/2815%20CLEVELAND%20AVE,ROSEVILLE,MN)	Graph	18	\$85,487.43	\$75,000.00	\$68,827.00	\$127,000.00
Totals	Graph	38	\$88,994.75	\$82,300.00	\$60,000.00	\$136,500.00

Latitude: 45.024748 Longitude: -93.167064

Employer Name/Worksite Address	Graph	Count	Mean Wage	Median Wage	Lowest Wage	Highest Wage
VQUEST TECHNOLOGIES LLC, 2780 SNELLING AVE N, ROSEVILLE, MN (https://www.google.com/maps/place/2780%20SNELLING%20AVE%20N,ROSEVILLE,MN)	Graph	3	\$65,000.00	\$65,000.00	\$65,000.00	\$65,000.00
Totals	Graph	3	\$65,000.00	\$65,000.00	\$65,000.00	\$65,000.00

Latitude: 45.026408 Longitude: -93.177334

Employer Name/Employer Address	Graph	Count	Mean Wage	Median Wage	Lowest Wage	Highest Wage
TENDYNE HOLDINGS INC., 2825 FAIRVIEW AVE N, ROSEVILLE, MN (https://www.google.com/maps/place/2825%20FAIRVIEW%20AVE%20N,ROSEVILLE,MN)	Graph	2	\$103,000.00	\$103,000.00	\$103,000.00	\$103,000.00
Totals	Graph	2	\$103,000.00	\$103,000.00	\$103,000.00	\$103,000.00

Employer Name/Worksite Address	Graph	Count	Mean Wage	Median Wage	Lowest Wage	Highest Wage
TENDYNE HOLDINGS INC., 2825 FAIRVIEW AVE N, ROSEVILLE, MN (https://www.google.com/maps/place/2825%20FAIRVIEW%20AVE%20N,ROSEVILLE,MN)	Graph	3	\$93,106.67	\$103,000.00	\$73,320.00	\$103,000.00
Totals	Graph	3	\$93,106.67	\$103,000.00	\$73,320.00	\$103,000.00

Latitude: 45.026756 Longitude: -93.455248

Employer Name/Worksite Address	Graph	Count	Mean Wage	Median Wage	Lowest Wage	Highest Wage
MEDTRONIC, INC., 3800 ANNAPOLIS LANE, PLYMOUTH, MN (https://www.google.com/maps/place/3800%20ANNAPOLIS%20LANE,PLYMOUTH,MN)	Graph	1	\$63,149.00	\$63,149.00	\$63,149.00	\$63,149.00
Totals	Graph	1	\$63,149.00	\$63,149.00	\$63,149.00	\$63,149.00

Latitude: 45.027043 Longitude: -93.147393

Employer Name/Worksite Address	Graph	Count	Mean Wage	Median Wage	Lowest Wage	Highest Wage
DELOITTE CONSULTING LLP, 400 LEXINGTON AVENUE N, ARDEN HILLS, MN (https://www.google.com/maps/place/400%20LEXINGTON%20AVENUE%20N,ARDEN%20HILLS,MN)	Graph	15	\$83,000.00	\$83,000.00	\$83,000.00	\$83,000.00
Totals	Graph	15	\$83,000.00	\$83,000.00	\$83,000.00	\$83,000.00

Latitude: 45.027998 Longitude: -93.260133

Employer Name/Worksite Address	Graph	Count	Mean Wage	Median Wage	Lowest Wage	Highest Wage
PAN ASIAN COMMUNITY DEVELOPMENT, INC., 3300 5TH STREET NE, MINNEAPOLIS, MN (https://www.google.com/maps/place/3300%205TH%20STREET%20NE,MINNEAPOLIS,MN)	Graph	1	\$55,869.00	\$55,869.00	\$55,869.00	\$55,869.00
Totals	Graph	1	\$55,869.00	\$55,869.00	\$55,869.00	\$55,869.00

Latitude: 45.030118 Longitude: -93.078749

Employer Name/Employer Address	Graph	Count	Mean Wage	Median Wage	Lowest Wage	Highest Wage
SAGITEC SOLUTIONS LLC, 422 COUNTY ROAD D EAST, LITTLE CANADA, MN (https://www.google.com/maps/place/422%20COUNTY%20ROAD%20D%20EAST,LITTLE%20CANADA,MN)	Graph	1	\$110,000.00	\$110,000.00	\$110,000.00	\$110,000.00
SAGITEC SOLUTIONS, LLC, 422 COUNTY RD. D EAST, ST. PAUL, MN (https://www.google.com/maps/place/422%20COUNTY%20RD.%20D%20EAST,ST.%20PAUL,MN)	Graph	3	\$78,000.00	\$78,000.00	\$78,000.00	\$78,000.00
SAGITEC SOLUTIONS, LLC, 422 COUNTY ROAD D EAST, LITTLE CANADA, MN (https://www.google.com/maps/place/422%20COUNTY%20ROAD%20D%20EAST,LITTLE%20CANADA,MN)	Graph	13	\$80,076.92	\$78,000.00	\$60,000.00	\$102,000.00
Totals	Graph	17	\$81,470.59	\$78,000.00	\$60,000.00	\$110,000.00

Employer Name/Worksite Address	Graph	Count	Mean Wage	Median Wage	Lowest Wage	Highest Wage
SAGITEC SOLUTIONS, LLC, 422 COUNTY RD. D EAST, LITTLE CANADA, MN (https://www.google.com/maps/place/422%20COUNTY%20RD.%20D%20EAST,LITTLE%20CANADA,MN)	Graph	1	\$94,000.00	\$94,000.00	\$94,000.00	\$94,000.00
TECHNOSOFT CORPORATION, 422 COUNTY ROAD, SAINT PAUL, MN (https://www.google.com/maps/place/422%20COUNTY%20ROAD,SAINT%20PAUL,MN)	Graph	1	\$95,000.00	\$95,000.00	\$95,000.00	\$95,000.00
SAGITEC SOLUTIONS, LLC, 422 COUNTY ROAD D EAST, ST. PAUL, MN (https://www.google.com/maps/place/422%20COUNTY%20ROAD%20D%20EAST,ST.%20PAUL,MN)	Graph	3	\$78,000.00	\$78,000.00	\$78,000.00	\$78,000.00
SAGITEC SOLUTIONS, LLC, 422 COUNTY ROAD D EAST, LITTLE CANADA, MN (https://www.google.com/maps/place/422%20COUNTY%20ROAD%20D%20EAST,LITTLE%20CANADA,MN)	Graph	7	\$77,142.86	\$78,000.00	\$60,000.00	\$102,000.00
Totals	Graph	12	\$80,250.00	\$78,000.00	\$60,000.00	\$102,000.00

Latitude: 45.03169 Longitude: -93.478293

Employer Name/Employer Address	Graph	Count	Mean Wage	Median Wage	Lowest Wage	Highest Wage
QUE TAL LANGUAGE PROGRAM, 15600 OLD ROCKFORD ROAD, PLYMOUTH, MN (https://www.google.com/maps/place/15600%20OLD%20ROCKFORD%20ROAD,PLYMOUTH,MN)	Graph	1	\$52,000.00	\$52,000.00	\$52,000.00	\$52,000.00
Totals	Graph	1	\$52,000.00	\$52,000.00	\$52,000.00	\$52,000.00

Employer Name/Worksite Address	Graph	Count	Mean Wage	Median Wage	Lowest Wage	Highest Wage
QUE TAL LANGUAGE PROGRAM, 15600 OLD ROCKFORD ROAD, PLYMOUTH, MN (https://www.google.com/maps/place/15600%20OLD%20ROCKFORD%20ROAD,PLYMOUTH,MN)	Graph	1	\$52,000.00	\$52,000.00	\$52,000.00	\$52,000.00
Totals	Graph	1	\$52,000.00	\$52,000.00	\$52,000.00	\$52,000.00

Latitude: 45.032794 Longitude: -93.0939

Employer Name/Worksite Address	Graph	Count	Mean Wage	Median Wage	Lowest Wage	Highest Wage
ACCENTURE LLP, 3M CENTER DRIVE, SAINT PAUL, MN (https://www.google.com/maps/place/3M%20CENTER%20DRIVE,SAINT%20PAUL,MN)	Graph	1	\$82,700.00	\$82,700.00	\$82,700.00	\$82,700.00
ACCENTURE LLP, 3M CENTER DRIVE, ST PAUL, MN (https://www.google.com/maps/place/3M%20CENTER%20DRIVE,ST%20PAUL,MN)	Graph	1	\$120,598.00	\$120,598.00	\$120,598.00	\$120,598.00
ACCENTURE LLP, 3M CENTER DRIVE, ST. PAUL, MN (https://www.google.com/maps/place/3M%20CENTER%20DRIVE,ST.%20PAUL,MN)	Graph	1	\$91,021.00	\$91,021.00	\$91,021.00	\$91,021.00
Totals	Graph	3	\$98,106.33	\$91,021.00	\$82,700.00	\$120,598.00

Latitude: 45.032876 Longitude: -93.202287

Employer Name/Employer Address	Graph	Count	Mean Wage	Median Wage	Lowest Wage	Highest Wage
TRUE NORTH COUNSELING CLINIC LLC, 3101 OLD HIGHWAY 8, ROSEVILLE, MN (https://www.google.com/maps/place/3101%20OLD%20HIGHWAY%208,ROSEVILLE,MN)	Graph	2	\$104,000.00	\$104,000.00	\$104,000.00	\$104,000.00
Totals	Graph	2	\$104,000.00	\$104,000.00	\$104,000.00	\$104,000.00

Employer Name/Worksite Address	Graph	Count	Mean Wage	Median Wage	Lowest Wage	Highest Wage
TRUE NORTH COUNSELING CLINIC LLC, 3101 OLD HIGHWAY 8, ROSEVILLE, MN (https://www.google.com/maps/place/3101%20OLD%20HIGHWAY%208,ROSEVILLE,MN)	Graph	2	\$104,000.00	\$104,000.00	\$104,000.00	\$104,000.00
Totals	Graph	2	\$104,000.00	\$104,000.00	\$104,000.00	\$104,000.00

Latitude: 45.033068 Longitude: -93.098649

Employer Name/Employer Address	Graph	Count	Mean Wage	Median Wage	Lowest Wage	Highest Wage
Q3 CONTRACTING INC., 3066 SPRUCE STREET, LITTLE CANADA, MN (https://www.google.com/maps/place/3066%20SPRUCE%20STREET,LITTLE%20CANADA,MN)	Graph	1	\$70,500.00	\$70,500.00	\$70,500.00	\$70,500.00
Totals	Graph	1	\$70,500.00	\$70,500.00	\$70,500.00	\$70,500.00

Employer Name/Worksite Address	Graph	Count	Mean Wage	Median Wage	Lowest Wage	Highest Wage
Q3 CONTRACTING INC., 3066 SPRUCE STREET, LITTLE CANADA, MN (https://www.google.com/maps/place/3066%20SPRUCE%20STREET,LITTLE%20CANADA,MN)	Graph	1	\$70,500.00	\$70,500.00	\$70,500.00	\$70,500.00
Totals	Graph	1	\$70,500.00	\$70,500.00	\$70,500.00	\$70,500.00

Latitude: 45.034885 Longitude: -92.812701

Employer Name/Worksite Address	Graph	Count	Mean Wage	Median Wage	Lowest Wage	Highest Wage
ANDERSEN CORPORATION, 5909 OMAHA AVENUE, OAK PARK HEIGHTS, MN (https://www.google.com/maps/place/5909%20OMAHA%20AVENUE,OAK%20PARK%20HEIGHTS,MN)	Graph	1	\$101,566.00	\$101,566.00	\$101,566.00	\$101,566.00
HORIZON CONSULTING, INC., 5909 OMAHA AVE, OAK PARK HEIGHT, MN (https://www.google.com/maps/place/5909%20OMAHA%20AVE,OAK%20PARK%20HEIGHT,MN)	Graph	1	\$66,789.00	\$66,789.00	\$66,789.00	\$66,789.00
Totals	Graph	2	\$84,177.50	\$66,789.00	\$66,789.00	\$101,566.00

Latitude: 45.034889 Longitude: -92.812569

Employer Name/Worksite Address	Graph	Count	Mean Wage	Median Wage	Lowest Wage	Highest Wage
FOCUS IT INC, 5909 OMAHA AVE N, STILLWATER, MN (https://www.google.com/maps/place/5909%20OMAHA%20AVE%20N,STILLWATER,MN)	Graph	2	\$65,780.00	\$62,733.00	\$62,733.00	\$68,827.00
CAPGEMINI AMERICA INC, 5909 OMAHA AVE N, OAK PARK HEIGHTS, MN (https://www.google.com/maps/place/5909%20OMAHA%20AVE%20N,OAK%20PARK%20HEIGHTS,MN)	Graph	48	\$75,783.33	\$70,100.00	\$60,000.00	\$95,500.00
Totals	Graph	50	\$75,383.20	\$70,100.00	\$60,000.00	\$95,500.00

Latitude: 45.034895 Longitude: -93.277701

Employer Name/Employer Address	Graph	Count	Mean Wage	Median Wage	Lowest Wage	Highest Wage
OPEN ACCESS TECHNOLOGY INTERNATIONAL, INC., 3660 TECHNOLOGY DRIVE NE, MINNEAPOLIS, MN (https://www.google.com/maps/place/3660%20TECHNOLOGY%20DRIVE%20NE,MINNEAPOLIS,MN)	Graph	78	\$62,075.69	\$56,285.00	\$56,285.00	\$126,281.00
Totals	Graph	78	\$62,075.69	\$56,285.00	\$56,285.00	\$126,281.00

Employer Name/Worksite Address	Graph	Count	Mean Wage	Median Wage	Lowest Wage	Highest Wage
OPEN ACCESS TECHNOLOGY INTERNATIONAL, INC., 3660 TECHNOLOGY DRIVE NE, MINNEAPOLIS, MN (https://www.google.com/maps/place/3660%20TECHNOLOGY%20DRIVE%20NE,MINNEAPOLIS,MN)	Graph	78	\$62,075.69	\$56,285.00	\$56,285.00	\$126,281.00
Totals	Graph	78	\$62,075.69	\$56,285.00	\$56,285.00	\$126,281.00

Latitude: 45.035908 Longitude: -93.046326

Employer Name/Worksite Address	Graph	Count	Mean Wage	Median Wage	Lowest Wage	Highest Wage
ARTHUR J. GALLAGHER SERVICE COMPANY, 1335 COUNTY ROAD D CIRCLE EAST, ST. PAUL, MN (https://www.google.com/maps/place/1335%20COUNTY%20ROAD%20D%20CIRCLE%20EAST,ST.%20PAUL,MN)	Graph	1	\$58,500.00	\$58,500.00	\$58,500.00	\$58,500.00
Totals	Graph	1	\$58,500.00	\$58,500.00	\$58,500.00	\$58,500.00

Latitude: 45.037842 Longitude: -92.805091

Employer Name/Worksite Address	Graph	Count	Mean Wage	Median Wage	Lowest Wage	Highest Wage
PROVIDENCE CONSULTING GROUP, LTD, 6120 OXBORO AVENUE N., STILLWATER, MN (https://www.google.com/maps/place/6120%20OXBORO%20AVENUE%20N.,STILLWATER,MN)	Graph	1	\$105,000.00	\$105,000.00	\$105,000.00	\$105,000.00
Totals	Graph	1	\$105,000.00	\$105,000.00	\$105,000.00	\$105,000.00

Latitude: 45.037888 Longitude: -93.406585

Employer Name/Worksite Address	Graph	Count	Mean Wage	Median Wage	Lowest Wage	Highest Wage
COVIDIEN LP, 4600 NATHAN LANE NORTH, PLYMOUTH, MN (https://www.google.com/maps/place/4600%20NATHAN%20LANE%20NORTH,PLYMOUTH,MN)	Graph	1	\$68,000.00	\$68,000.00	\$68,000.00	\$68,000.00
Totals	Graph	1	\$68,000.00	\$68,000.00	\$68,000.00	\$68,000.00

Latitude: 45.037927 Longitude: -93.188446

Employer Name/Employer Address	Graph	Count	Mean Wage	Median Wage	Lowest Wage	
MEDTOX LABORATORIES INC., 402 WEST COUNTY ROAD D, ST. PAUL, MN (https://www.google.com/maps/place/402%20WEST%20COUNTY%20ROAD%20D,ST.%20PAUL,MN)	Graph	1	\$36,234.00	\$36,234.00	\$36,234.00	\$
CALYXT, INC., 600 COUNTY ROAD D, SUITE 8, NEW BRIGHTON, MN (https://www.google.com/maps/place/600%20COUNTY%20ROAD%20D,%20SUITE%208,NEW%20BRIGHTON,MN)	Graph	2	\$175,000.00	\$100,000.00	\$100,000.00	\$:
Totals	Graph	3	\$128,744.67	\$100,000.00	\$36,234.00	\$:

Employer Name/Worksite Address	Graph	Count	Mean Wage	Median Wage	Lowest Wage	
MEDTOX LABORATORIES INC., 402 WEST COUNTY ROAD D, ST. PAUL, MN (https://www.google.com/maps/place/402%20WEST%20COUNTY%20ROAD%20D,ST.%20PAUL,MN)	Graph	1	\$36,234.00	\$36,234.00	\$36,234.00	\$
CALYXT, INC., 600 COUNTY ROAD D, SUITE 8, NEW BRIGHTON, MN (https://www.google.com/maps/place/600%20COUNTY%20ROAD%20D,%20SUITE%208,NEW%20BRIGHTON,MN)	Graph	2	\$175,000.00	\$100,000.00	\$100,000.00	\$:
Totals	Graph	3	\$128,744.67	\$100,000.00	\$36,234.00	\$:

Latitude: 45.039443 Longitude: -93.096045

Employer Name/Employer Address	Graph	Count	Mean Wage	Median Wage	Lowest Wage	Highest Wage
REEVES AUTOMOTIVE INC, 3245 COUNTRY DRIVE, LITTLE CANADA, MN (https://www.google.com/maps/place/3245%20COUNTRY%20DRIVE,LITTLE%20CANADA,MN)	Graph	1	\$60,000.00	\$60,000.00	\$60,000.00	\$60,000.00
Totals	Graph	1	\$60,000.00	\$60,000.00	\$60,000.00	\$60,000.00

Employer Name/Worksite Address	Graph	Count	Mean Wage	Median Wage	Lowest Wage	Highest Wage
REEVES AUTOMOTIVE INC, 3245 COUNTRY DRIVE, LITTLE CANADA, MN (https://www.google.com/maps/place/3245%20COUNTRY%20DRIVE,LITTLE%20CANADA,MN)	Graph	1	\$60,000.00	\$60,000.00	\$60,000.00	\$60,000.00
Totals	Graph	1	\$60,000.00	\$60,000.00	\$60,000.00	\$60,000.00

Latitude: 45.03977 Longitude: -93.360069

Employer Name/Worksite Address	Graph	Count	Mean Wage	Median Wage	Lowest Wage	Highest Wage
ITC INFOTECH (USA), INC., 11985 DOUGLAS DRIVE NORTH, GOLDEN VALLEY, MN (https://www.google.com/maps/place/11985%20DOUGLAS%20DRIVE%20NORTH,GOLDEN%20VALLEY,MN)	Graph	1	\$60,000.00	\$60,000.00	\$60,000.00	\$60,000.00
Totals	Graph	1	\$60,000.00	\$60,000.00	\$60,000.00	\$60,000.00

Latitude: 45.041193 Longitude: -93.037135

Employer Name/Worksite Address	Graph	Count	Mean Wage	Median Wage	Lowest Wage	Highest Wage
CUMMINS INC., 1600 BUERKLE ROAD, WHITE BEAR LAKE, MN (https://www.google.com/maps/place/1600%20BUERKLE%20ROAD,WHITE%20BEAR%20LAKE,MN)	Graph	3	\$76,434.67	\$75,600.00	\$60,000.00	\$93,704.00
Totals	Graph	3	\$76,434.67	\$75,600.00	\$60,000.00	\$93,704.00

Latitude: 45.042405 Longitude: -93.262729

Employer Name/Worksite Address	Graph	Count	Mean Wage	Median Wage	Lowest Wage	Highest Wage
ME GLOBAL INC., 3901 UNIVERSITY AVENUE NE, MINNEAPOLIS, MN (https://www.google.com/maps/place/3901%20UNIVERSITY%20AVENUE%20NE,MINNEAPOLIS,MN)	Graph	1	\$101,181.00	\$101,181.00	\$101,181.00	\$101,181.00
Totals	Graph	1	\$101,181.00	\$101,181.00	\$101,181.00	\$101,181.00

Latitude: 45.043206 Longitude: -93.332441

Employer Name/Worksite Address	Graph	Count	Mean Wage	Median Wage	Lowest Wage
TITAN DATA GROUP INC, 3900 LAKEBREEZE AVENUE NORTH,, BROOKLYN CENTER, MN (https://www.google.com/maps/place/3900%20LAKEBREEZE%20AVENUE%20NORTH,,BROOKLYN%20CENTER,MN)	Graph	1	\$100,000.00	\$100,000.00	\$100,000.00
Totals	Graph	1	\$100,000.00	\$100,000.00	\$100,000.00

Latitude: 45.044054 Longitude: -93.487527

Employer Name/Worksite Address	Graph	Count	Mean Wage	Median Wage
COGNIZANT TECHNOLOGY SOLUTIONS U.S. CORPORATION, 15300, 37TH AVENUE N, APT B227,PLYMOUTH,MINNESOTA, MINNEAPOLIS, MN (https://www.google.com/maps/place/15300,%2037TH%20AVENUE%20N,%20APT%20B227,PLYMOUTH,MINNESOTA,MINNEAPOLIS,MN)	Graph	1	\$84,302.00	\$84,302.00
NUTANIX, INC., TELECOMMUTE FROM HOME, PLYMOUTH, MN (https://www.google.com/maps/place/TELECOMMUTE%20FROM%20HOME,PLYMOUTH,MN)	Graph	1	\$140,000.00	\$140,000.00
OPTUM SERVICES, INC., 6150 TRENTON LANE NORTH, PLYMOUTH, MN (https://www.google.com/maps/place/6150%20TRENTON%20LANE%20NORTH,PLYMOUTH,MN)	Graph	1	\$90,397.00	\$90,397.00
Totals	Graph	3	\$104,899.67	\$90,397.00

Latitude: 45.044722 Longitude: -93.541507

Employer Name/Employer Address	Graph	Count	Mean Wage	Median Wage	Lowest Wage	Highest Wage
ASC INTERNATIONAL, INC., 830 TOWER DRIVE, MEDINA, MN (https://www.google.com/maps/place/830%20TOWER%20DRIVE,MEDINA,MN)	Graph	1	\$41,246.00	\$41,246.00	\$41,246.00	\$41,246.00
Totals	Graph	1	\$41,246.00	\$41,246.00	\$41,246.00	\$41,246.00

Employer Name/Worksite Address	Graph	Count	Mean Wage	Median Wage	Lowest Wage	Highest Wage
ASC INTERNATIONAL, INC., 830 TOWER DRIVE, MEDINA, MN (https://www.google.com/maps/place/830%20TOWER%20DRIVE,MEDINA,MN)	Graph	1	\$41,246.00	\$41,246.00	\$41,246.00	\$41,246.00
Totals	Graph	1	\$41,246.00	\$41,246.00	\$41,246.00	\$41,246.00

Latitude: 45.045659 Longitude: -93.146966

Employer Name/Employer Address	Graph	Count	Mean Wage	Median Wage	Lowest Wage	Highest Wage
--------------------------------	-------	-------	-----------	-------------	-------------	--------------

Employer Name/Employer Address	Graph	Count	Mean Wage	Median Wage	Lowest Wage	Highest Wage
VQUEST TECHNOLOGIES LLC, 3450 LEXINGTON AVE N, SHOREVIEW, MN (https://www.google.com/maps/place/3450%20LEXINGTON%20AVE%20N,SHOREVIEW,MN)	Graph	28	\$65,000.00	\$65,000.00	\$65,000.00	\$65,000.00
Totals	Graph	28	\$65,000.00	\$65,000.00	\$65,000.00	\$65,000.00

Employer Name/Worksite Address	Graph	Count	Mean Wage	Median Wage	Lowest Wage	Highest Wage
VQUEST TECHNOLOGIES LLC, 3450 LEXINGTON AVE N, SHOREVIEW, MN (https://www.google.com/maps/place/3450%20LEXINGTON%20AVE%20N,SHOREVIEW,MN)	Graph	7	\$65,000.00	\$65,000.00	\$65,000.00	\$65,000.00
Totals	Graph	7	\$65,000.00	\$65,000.00	\$65,000.00	\$65,000.00

Latitude: 45.046059 Longitude: -93.495068

Employer Name/Worksite Address	Graph	Count	Mean Wage	Median Wage	Lowest Wage	Highest Wage
MAJESCO, 5054 FOUNTAIN LN N, PLYMOUTH, MN (https://www.google.com/maps/place/5054%20FOUNTAIN%20LN%20N,PLYMOUTH,MN)	Graph	1	\$104,753.00	\$104,753.00	\$104,753.00	\$104,753.00
Totals	Graph	1	\$104,753.00	\$104,753.00	\$104,753.00	\$104,753.00

Latitude: 45.04614 Longitude: -93.457553

Employer Name/Employer Address	Graph	Count	Mean Wage	Median Wage	Lowest Wage	Highest Wage
AMPLIFON (USA), INC., 5000 CHESHIRE PARKWAY NORTH, PLYMOUTH, MN (https://www.google.com/maps/place/5000%20CHESHIRE%20PARKWAY%20NORTH,PLYMOUTH,MN)	Graph	1	\$46,883.00	\$46,883.00	\$46,883.00	\$46,883.00
Totals	Graph	1	\$46,883.00	\$46,883.00	\$46,883.00	\$46,883.00

Employer Name/Worksite Address	Graph	Count	Mean Wage	Median Wage	Lowest Wage	Highest Wage
AMPLIFON (USA), INC., 5000 CHESHIRE PARKWAY NORTH, PLYMOUTH, MN (https://www.google.com/maps/place/5000%20CHESHIRE%20PARKWAY%20NORTH,PLYMOUTH,MN)	Graph	1	\$46,883.00	\$46,883.00	\$46,883.00	\$46,883.00
LANCESOFT, INC., 5010 CHESHIRE PKWY, PLYMOUTH, MN (https://www.google.com/maps/place/5010%20CHESHIRE%20PKWY,PLYMOUTH,MN)	Graph	1	\$90,000.00	\$90,000.00	\$90,000.00	\$90,000.00
Totals	Graph	2	\$68,441.50	\$46,883.00	\$46,883.00	\$90,000.00

Latitude: 45.046636 Longitude: -93.051464

Employer Name/Employer Address	Graph	Count	Mean Wage	Median Wage	Lowest Wage	Highest Wage
H.B. FULLER COMPANY, 1200 WILLOW LAKE BOULEVARD, VADNAIS HEIGHTS, MN (https://www.google.com/maps/place/1200%20WILLOW%20LAKE%20BOULEVARD,VADNAIS%20HEIGHTS,MN)	Graph	2	\$85,654.50	\$67,018.00	\$67,018.00	\$104,291.00
Totals	Graph	2	\$85,654.50	\$67,018.00	\$67,018.00	\$104,291.00

Employer Name/Worksite Address	Graph	Count	Mean Wage	Median Wage	Lowest Wage	Highest Wage
H.B. FULLER COMPANY, 1200 WILLOW LAKE BOULEVARD, VADNAIS HEIGHTS, MN (https://www.google.com/maps/place/1200%20WILLOW%20LAKE%20BOULEVARD,VADNAIS%20HEIGHTS,MN)	Graph	2	\$85,654.50	\$67,018.00	\$67,018.00	\$104,291.00
Totals	Graph	2	\$85,654.50	\$67,018.00	\$67,018.00	\$104,291.00

Latitude: 45.046657 Longitude: -93.146939

Employer Name/Worksite Address	Graph	Count	Mean Wage	Median Wage	Lowest Wage	Highest Wage
--------------------------------	-------	-------	-----------	-------------	-------------	--------------

Employer Name/Worksite Address	Graph	Count	Mean Wage	Median Wage	Lowest Wage	Highest Wage
VQUEST TECHNOLOGIES LLC, 3450 LEXINGTON AVE N STE# 208, SHOREVIEW, MN (https://www.google.com/maps/place/3450%20LEXINGTON%20AVE%20N%20STE#%20208,SHOREVIEW,MN)	Graph	10	\$65,000.00	\$65,000.00	\$65,000.00	\$65,000.00
Totals	Graph	10	\$65,000.00	\$65,000.00	\$65,000.00	\$65,000.00

Latitude: 45.046759 Longitude: -93.125588

Employer Name/Worksite Address	Graph	Count	Mean Wage	Median Wage	Lowest Wage	Highest Wage
EMINENT TECHNOLOGY SOLUTIONS, INC., 585 HARRIET AVE, SHOREVIEW, MN (https://www.google.com/maps/place/585%20HARRIET%20AVE,SHOREVIEW,MN)	Graph	1	\$78,000.00	\$78,000.00	\$78,000.00	\$78,000.00
Totals	Graph	1	\$78,000.00	\$78,000.00	\$78,000.00	\$78,000.00

Latitude: 45.047022 Longitude: -93.491503

Employer Name/Worksite Address	Graph	Count	Mean Wage	Median Wage	Lowest Wage	Highest Wage
IBM CORPORATION, 15815 50TH PL N, PLYMOUTH, MN (https://www.google.com/maps/place/15815%2050TH%20PL%20N,PLYMOUTH,MN)	Graph	1	\$126,675.60	\$126,675.60	\$126,675.60	\$126,675.60
Totals	Graph	1	\$126,675.60	\$126,675.60	\$126,675.60	\$126,675.60

Latitude: 45.047429 Longitude: -93.405627

Employer Name/Worksite Address	Graph	Count	Mean Wage	Median Wage	Lowest Wage	Highest Wage
EVEREST CONSULTING GROUP, INC., 5050 NATHAN LANE N, PLYMOUTH, MN (https://www.google.com/maps/place/5050%20NATHAN%20LANE%20N,PLYMOUTH,MN)	Graph	2	\$65,000.00	\$65,000.00	\$65,000.00	\$65,000.00
ST. JUDE MEDICAL CARDIOLOGY DIVISION, 5050 NATHAN LANE NORTH, PLYMOUTH, MN (https://www.google.com/maps/place/5050%20NATHAN%20LANE%20NORTH,PLYMOUTH,MN)	Graph	24	\$72,902.82	\$71,490.00	\$64,000.00	\$89,474.66
Totals	Graph	26	\$72,294.91	\$71,490.00	\$64,000.00	\$89,474.66

Latitude: 45.047558 Longitude: -93.563256

Employer Name/Worksite Address	Graph	Count	Mean Wage	Median Wage	Lowest Wage	Highest Wage
LORAM MAINTENANCE OF WAY, INC., 3900 ARROWHEAD DRIVE, HAMEL, MN (https://www.google.com/maps/place/3900%20ARROWHEAD%20DRIVE,HAMEL,MN)	Graph	1	\$90,000.00	\$90,000.00	\$90,000.00	\$90,000.00
Totals	Graph	1	\$90,000.00	\$90,000.00	\$90,000.00	\$90,000.00

Employer Name/Worksite Address	Graph	Count	Mean Wage	Median Wage	Lowest Wage	Highest Wage
LORAM MAINTENANCE OF WAY, INC., 3900 ARROWHEAD DRIVE, HAMEL, MN (https://www.google.com/maps/place/3900%20ARROWHEAD%20DRIVE,HAMEL,MN)	Graph	1	\$90,000.00	\$90,000.00	\$90,000.00	\$90,000.00
Totals	Graph	1	\$90,000.00	\$90,000.00	\$90,000.00	\$90,000.00

Latitude: 45.047704 Longitude: -93.400736

Employer Name/Worksite Address	Graph	Count	Mean Wage	Median Wage	Lowest Wage	Highest Wage
VISUAL CONSULTANTS, INC, 4900 HWY 169 N #106, NEW HOPE, MN (https://www.google.com/maps/place/4900%20HWY%20169%20N%20#106,NEW%20HOPE,MN)	Graph	4	\$83,250.00	\$85,000.00	\$73,000.00	\$90,000.00
VISUAL CONSULTANTS, INC., 4900 HIGHWAY 169 NORTH, NEW HOPE, MN (https://www.google.com/maps/place/4900%20HIGHWAY%20169%20NORTH,NEW%20HOPE,MN)	Graph	6	\$76,083.33	\$70,000.00	\$70,000.00	\$91,500.00

Employer Name/Employer Address	Graph	Count	Mean Wage	Median Wage	Lowest Wage	Highest Wage
VISUAL CONSULTANTS, INC, 4900 HWY 169 N, NEW HOPE, MN (https://www.google.com/maps/place/4900%20HWY%20169%20N,NEW%20HOPE,MN)	Graph	22	\$68,840.73	\$65,000.00	\$65,000.00	\$78,624.00
Totals	Graph	32	\$71,999.88	\$70,000.00	\$65,000.00	\$91,500.00

Employer Name/Worksite Address	Graph	Count	Mean Wage	Median Wage	Lowest Wage	Highest Wage
VISUAL CONSULTANTS, INC, 4900 HWY 169 N #106, NEW HOPE, MN (https://www.google.com/maps/place/4900%20HWY%20169%20N%20#106,NEW%20HOPE,MN)	Graph	4	\$83,250.00	\$85,000.00	\$73,000.00	\$90,000.00
VISUAL CONSULTANTS, INC, 4900 HWY 169 N, NEW HOPE, MN (https://www.google.com/maps/place/4900%20HWY%20169%20N,NEW%20HOPE,MN)	Graph	22	\$68,840.73	\$65,000.00	\$65,000.00	\$78,624.00
Totals	Graph	26	\$71,057.54	\$70,000.00	\$65,000.00	\$90,000.00

Latitude: 45.047715 Longitude: -93.390679

Employer Name/Employer Address	Graph	Count	Mean Wage	Median Wage	Lowest Wage	Highest Wage
WORLD TRANSLOAD AND LOGISTICS LLC, 5101 BOONE AVE NORTH, NEW HOPE, MN (https://www.google.com/maps/place/5101%20BOONE%20AVE%20NORTH,NEW%20HOPE,MN)	Graph	2	\$71,524.50	\$52,749.00	\$52,749.00	\$90,300.00
Totals	Graph	2	\$71,524.50	\$52,749.00	\$52,749.00	\$90,300.00

Employer Name/Worksite Address	Graph	Count	Mean Wage	Median Wage	Lowest Wage	Highest Wage
WORLD TRANSLOAD AND LOGISTICS LLC, 5101 BOONE AVENUE NORTH, NEW HOPE, MN (https://www.google.com/maps/place/5101%20BOONE%20AVENUE%20NORTH,NEW%20HOPE,MN)	Graph	2	\$71,524.50	\$52,749.00	\$52,749.00	\$90,300.00
Totals	Graph	2	\$71,524.50	\$52,749.00	\$52,749.00	\$90,300.00

Latitude: 45.048351 Longitude: -93.147118

Employer Name/Worksite Address	Graph	Count	Mean Wage	Median Wage	Lowest Wage	Highest Wage
V-SOFT CONSULTING GROUP, INC, 3499 LEXINGTON AVE N, ARDEN HILLS, MN (https://www.google.com/maps/place/3499%20LEXINGTON%20AVE%20N,ARDEN%20HILLS,MN)	Graph	2	\$77,000.00	\$77,000.00	\$77,000.00	\$77,000.00
Totals	Graph	2	\$77,000.00	\$77,000.00	\$77,000.00	\$77,000.00

Latitude: 45.048464 Longitude: -93.275539

Employer Name/Worksite Address	Graph	Count	Mean Wage	Median Wage	Lowest Wage	Highest Wage
TERADYNE, INC., 5301 EAST RIVER ROAD, SUITE 106, FRIDLEY, MN (https://www.google.com/maps/place/5301%20EAST%20RIVER%20ROAD,%20SUITE%20106,FRIDLEY,MN)	Graph	1	\$86,324.16	\$86,324.16	\$86,324.16	\$86,324.16
Totals	Graph	1	\$86,324.16	\$86,324.16	\$86,324.16	\$86,324.16

Latitude: 45.04855 Longitude: -93.426908

Employer Name/Worksite Address	Graph	Count	Mean Wage	Median Wage	Lowest Wage	Highest Wage
ADVANTAGE TECHNICAL RESOURCING, INC., EMC, MINNEAPOLIS, MN (https://www.google.com/maps/place/EMC,MINNEAPOLIS,MN)	Graph	1	\$64,521.60	\$64,521.60	\$64,521.60	\$64,521
CREST360, INC, 6015, TRENTON LN N, PLYMOUTH, MINNEAPOLIS, MN (https://www.google.com/maps/place/6015,%20TRENTON%20LN%20N,%20PLYMOUTH,MINNEAPOLIS,MN)	Graph	1	\$64,000.00	\$64,000.00	\$64,000.00	\$64,000
FRIENDLY CONSULTANTS INC., PRUDENTIAL FINANCIAL, PLYMOUTH, MN (https://www.google.com/maps/place/PRUDENTIAL%20FINANCIAL,PLYMOUTH,MN)	Graph	1	\$64,501.00	\$64,501.00	\$64,501.00	\$64,501

Employer Name/Worksite Address	Graph	Count	Mean Wage	Median Wage	Lowest Wage	Highest Wage
ISILON SYSTEMS LLC, 9600 54TH AVENUE NORTH, PLYMOUTH, MN (https://www.google.com/maps/place/9600%2054TH%20AVENUE%20NORTH,PLYMOUTH,MN)	Graph	1	\$114,750.00	\$114,750.00	\$114,750.00	\$114,750.00
VASTEK, INC., 1365 ENERGY PARK DRIVE, SAINT PAUL, MN (https://www.google.com/maps/place/1365%20ENERGY%20PARK%20DRIVE,SAINT%20PAUL,MN)	Graph	1	\$73,500.00	\$73,500.00	\$73,500.00	\$73,500.00
VASTEK, INC., 2300 BERKSHIRE LANE, PLYMOUTH, MN (https://www.google.com/maps/place/2300%20BERKSHIRE%20LANE,PLYMOUTH,MN)	Graph	1	\$73,500.00	\$73,500.00	\$73,500.00	\$73,500.00
EVEREST CONSULTING GROUP, INC., ST. JUDE MEDICAL, INC., PLYMOUTH, MN (https://www.google.com/maps/place/ST.JUDE%20MEDICAL,%20INC.,PLYMOUTH,MN)	Graph	4	\$66,250.00	\$65,000.00	\$65,000.00	\$70,000.00
Totals	Graph	10	\$71,977.26	\$65,000.00	\$64,000.00	\$114,750.00

Latitude: 45.048561 Longitude: -93.057142

Employer Name/Employer Address	Graph	Count	Mean Wage	Median Wage	Lowest Wage	Highest Wage
SHORT ELLIOTT HENDRICKSON INC., 3535 VADNAIS CENTER DRIVE, ST. PAUL, MN (https://www.google.com/maps/place/3535%20VADNAIS%20CENTER%20DRIVE,ST.%20PAUL,MN)	Graph	1	\$110,869.20	\$110,869.20	\$110,869.20	\$110,869.20
Totals	Graph	1	\$110,869.20	\$110,869.20	\$110,869.20	\$110,869.20

Employer Name/Worksite Address	Graph	Count	Mean Wage	Median Wage	Lowest Wage	Highest Wage
SHORT ELLIOTT HENDRICKSON INC., 3535 VADNAIS CENTER DRIVE, ST. PAUL, MN (https://www.google.com/maps/place/3535%20VADNAIS%20CENTER%20DRIVE,ST.%20PAUL,MN)	Graph	1	\$110,869.20	\$110,869.20	\$110,869.20	\$110,869.20
Totals	Graph	1	\$110,869.20	\$110,869.20	\$110,869.20	\$110,869.20

Latitude: 45.050458 Longitude: -93.15756

Employer Name/Worksite Address	Graph	Count	Mean Wage	Median Wage	Lowest Wage	Highest Wage
IT CATS, LLC, 100 HAMLINE AVE N, ST PAUL, MN (https://www.google.com/maps/place/100%20HAMLINE%20AVE%20N,ST%20PAUL,MN)	Graph	1	\$80,000.00	\$80,000.00	\$80,000.00	\$80,000.00
Totals	Graph	1	\$80,000.00	\$80,000.00	\$80,000.00	\$80,000.00

Latitude: 45.051171 Longitude: -93.401978

Employer Name/Worksite Address	Graph	Count	Mean Wage	Median Wage	Lowest Wage	Highest Wage
EMC CORPORATION, 9600 54 AVENUE NORTH, PLYMOUTH, MN (https://www.google.com/maps/place/9600%2054%20AVENUE%20NORTH,PLYMOUTH,MN)	Graph	1	\$82,000.00	\$82,000.00	\$82,000.00	\$82,000.00
EMC CORPORATION, 9600 54TH AVENUE NORTH, PLYMOUTH, MN (https://www.google.com/maps/place/9600%2054TH%20AVENUE%20NORTH,PLYMOUTH,MN)	Graph	1	\$82,000.00	\$82,000.00	\$82,000.00	\$82,000.00
ISILON SYSTEMS, LLC, 9600 54TH AVE N, PLYMOUTH, MN (https://www.google.com/maps/place/9600%2054TH%20AVE%20N,PLYMOUTH,MN)	Graph	1	\$99,785.00	\$99,785.00	\$99,785.00	\$99,785.00
ISILON SYSTEMS, LLC, 9600 54TH AVE NORTH, PLYMOUTH, MN (https://www.google.com/maps/place/9600%2054TH%20AVE%20NORTH,PLYMOUTH,MN)	Graph	1	\$70,000.00	\$70,000.00	\$70,000.00	\$70,000.00
Totals	Graph	4	\$83,446.25	\$82,000.00	\$70,000.00	\$99,785.00

Latitude: 45.052706 Longitude: -93.132447

Employer Name/Worksite Address	Graph	Count	Mean Wage	Median Wage	Lowest Wage	Highest Wage
TECHLAND INC, 3660 VICTORIA ST. N, SHOREVIEW, MN (https://www.google.com/maps/place/3660%20VICTORIA%20ST.%20N,SHOREVIEW,MN)	Graph	1	\$97,000.00	\$97,000.00	\$97,000.00	\$97,000.00
DOTSOLVED SYSTEMS, INC., 3660 VICTORIA STREET N, SHOREVIEW, MN (https://www.google.com/maps/place/3660%20VICTORIA%20STREET%20N,SHOREVIEW,MN)	Graph	3	\$81,821.87	\$62,732.80	\$62,732.80	\$120,000.00

Employer Name/Worksite Address	Graph	Count	Mean Wage	Median Wage	Lowest Wage	Highest Wage
TATA CONSULTANCY SERVICES LIMITED, 3660 VICTORIA ST N, SHOREVIEW, MN (https://www.google.com/maps/place/3660%20VICTORIA%20ST%20N,SHOREVIEW,MN)	Graph	3	\$63,319.00	\$60,700.00	\$60,700.00	\$68,557.00
DELUXE CORPORATION, 3660 VICTORIA STREET NORTH, SHOREVIEW, MN (https://www.google.com/maps/place/3660%20VICTORIA%20STREET%20NORTH,SHOREVIEW,MN)	Graph	8	\$69,777.00	\$62,733.00	\$50,336.00	\$93,080.00
Totals	Graph	15	\$72,709.24	\$62,733.00	\$50,336.00	\$120,000.00

Latitude: 45.052882 Longitude: -93.363789

Employer Name/Worksite Address	Graph	Count	Mean Wage	Median Wage	Lowest Wage	Highest Wage
ISTHMUS ENGINEERING, INC., 5514 W BROADWAY AVE, CRYSTAL, MN (https://www.google.com/maps/place/5514%20W%20BROADWAY%20AVE,CRYSTAL,MN)	Graph	1	\$52,000.00	\$52,000.00	\$52,000.00	\$52,000.00
Totals	Graph	1	\$52,000.00	\$52,000.00	\$52,000.00	\$52,000.00

Latitude: 45.052935 Longitude: -92.819067

Employer Name/Worksite Address	Graph	Count	Mean Wage	Median Wage	Lowest Wage	Highest Wage
VQUEST TECHNOLOGIES LLC, 305 GREELEY STREET S. SUITE 300, STILLWATER, MN (https://www.google.com/maps/place/305%20GREELEY%20STREET%20S.%20SUITE%20300,STILLWATER,MN)	Graph	3	\$65,000.00	\$65,000.00	\$65,000.00	\$65,000.00
Totals	Graph	3	\$65,000.00	\$65,000.00	\$65,000.00	\$65,000.00

Latitude: 45.053415 Longitude: -93.132226

Employer Name/Employer Address	Graph	Count	Mean Wage	Median Wage	Lowest Wage	Highest Wage
DELUXE CORPORATION, 3680 VICTORIA STREET N, SHOREVIEW, MN (https://www.google.com/maps/place/3680%20VICTORIA%20STREET%20N,SHOREVIEW,MN)	Graph	8	\$71,929.13	\$64,501.00	\$50,336.00	\$93,080.00
Totals	Graph	8	\$71,929.13	\$64,501.00	\$50,336.00	\$93,080.00

Employer Name/Worksite Address	Graph	Count	Mean Wage	Median Wage	Lowest Wage	Highest Wage
AMARAVATI TECHNOLOGIES INC, 3680 VICTORIA ST N, SHOREVIEW, MN (https://www.google.com/maps/place/3680%20VICTORIA%20ST%20N,SHOREVIEW,MN)	Graph	2	\$78,957.00	\$78,957.00	\$78,957.00	\$78,957.00
PROFESSIONAL ACCESS LTD., 3680 VICTORIA STREET N., SHOREVIEW, MN (https://www.google.com/maps/place/3680%20VICTORIA%20STREET%20N.,SHOREVIEW,MN)	Graph	2	\$82,500.00	\$82,000.00	\$82,000.00	\$83,000.00
TATA CONSULTANCY SERVICES LIMITED, 3680 VICTORIA STREET NORTH, SHOREVIEW, MN (https://www.google.com/maps/place/3680%20VICTORIA%20STREET%20NORTH,SHOREVIEW,MN)	Graph	16	\$66,104.31	\$60,700.00	\$60,100.00	\$113,197.00
Totals	Graph	20	\$69,029.15	\$60,700.00	\$60,100.00	\$113,197.00

Latitude: 45.05349 Longitude: -93.56357

Employer Name/Employer Address	Graph	Count	Mean Wage	Median Wage	Lowest Wage	Highest Wage
OPEN SYSTEMS INTERNATIONAL, INC., 4101 ARROWHEAD DRIVE, MEDINA, MN (https://www.google.com/maps/place/4101%20ARROWHEAD%20DRIVE,MEDINA,MN)	Graph	5	\$75,603.00	\$68,578.00	\$65,437.00	\$90,000.00
Totals	Graph	5	\$75,603.00	\$68,578.00	\$65,437.00	\$90,000.00

Employer Name/Worksite Address	Graph	Count	Mean Wage	Median Wage	Lowest Wage	Highest Wage
OPEN SYSTEMS INTERNATIONAL, INC., 4101 ARROWHEAD DRIVE, MEDINA, MN (https://www.google.com/maps/place/4101%20ARROWHEAD%20DRIVE,MEDINA,MN)	Graph	5	\$75,603.00	\$68,578.00	\$65,437.00	\$90,000.00
Totals	Graph	5	\$75,603.00	\$68,578.00	\$65,437.00	\$90,000.00

Latitude: 45.053893 Longitude: -93.154111

Employer Name/Employer Address	Graph	Count	Mean Wage	Median Wage	Lowest Wage	Highest Wage
VENTURE SOLUTIONS, INC., 1170 GREY FOX ROAD, ARDEN HILLS, MN (https://www.google.com/maps/place/1170%20GREY%20FOX%20ROAD,ARDEN%20HILLS,MN)	Graph	1	\$60,840.00	\$60,840.00	\$60,840.00	\$60,840.00
Totals	Graph	1	\$60,840.00	\$60,840.00	\$60,840.00	\$60,840.00

Employer Name/Worksite Address	Graph	Count	Mean Wage	Median Wage	Lowest Wage	Highest Wage
KEYPIXEL SOFTWARE SOLUTIONS LLC, 1170 GREY FOX RD, ARDEN HILLS, MN (https://www.google.com/maps/place/1170%20GREY%20FOX%20RD,ARDEN%20HILLS,MN)	Graph	1	\$60,000.00	\$60,000.00	\$60,000.00	\$60,000.00
Totals	Graph	1	\$60,000.00	\$60,000.00	\$60,000.00	\$60,000.00

Latitude: 45.054855 Longitude: -93.150978

Employer Name/Employer Address	Graph	Count	Mean Wage	Median Wage	Lowest Wage	Highest Wage
CONSOLIDATED TRADING, INC, 3757 DUNLAP STREET NORTH, ARDEN HILLS, MN (https://www.google.com/maps/place/3757%20DUNLAP%20STREET%20NORTH,ARDEN%20HILLS,MN)	Graph	1	\$85,093.00	\$85,093.00	\$85,093.00	\$85,093.00
Totals	Graph	1	\$85,093.00	\$85,093.00	\$85,093.00	\$85,093.00

Employer Name/Worksite Address	Graph	Count	Mean Wage	Median Wage	Lowest Wage	Highest Wage
CONSOLIDATED TRADING, INC, 3757 DUNLAP STREET NORTH, ARDEN HILLS, MN (https://www.google.com/maps/place/3757%20DUNLAP%20STREET%20NORTH,ARDEN%20HILLS,MN)	Graph	1	\$85,093.00	\$85,093.00	\$85,093.00	\$85,093.00
Totals	Graph	1	\$85,093.00	\$85,093.00	\$85,093.00	\$85,093.00

Latitude: 45.056878 Longitude: -93.131093

Employer Name/Worksite Address	Graph	Count	Mean Wage	Median Wage	Lowest Wage	Highest Wage
ANITSYS, INC, 3850 VICTORIS ST, SHOREVIEW, MN (https://www.google.com/maps/place/3850%20VICTORIS%20ST,SHOREVIEW,MN)	Graph	1	\$60,000.00	\$60,000.00	\$60,000.00	\$60,000.00
KPIT INFOSYSTEMS INCORPORATED, 3850 N. VICTORIA STREET, SHOREVIEW, MN (https://www.google.com/maps/place/3850%20N.%20VICTORIA%20STREET,SHOREVIEW,MN)	Graph	1	\$78,624.00	\$78,624.00	\$78,624.00	\$78,624.00
CUMMINS INC., 3850 VICTORIA ST NORTH, SHOREVIEW, MN (https://www.google.com/maps/place/3850%20VICTORIA%20ST%20NORTH,SHOREVIEW,MN)	Graph	2	\$64,730.00	\$64,730.00	\$64,730.00	\$64,730.00
KPIT INFOSYSTEMS, INC., CUMMINS POWER GENERATION, SHOREVIEW, MN (https://www.google.com/maps/place/CUMMINS%20POWER%20GENERATION,SHOREVIEW,MN)	Graph	2	\$72,467.00	\$72,467.00	\$72,467.00	\$72,467.00
TECHLAND INC, CUMMINS INC., SHOREVIEW, MN (https://www.google.com/maps/place/CUMMINS%20INC.,SHOREVIEW,MN)	Graph	2	\$76,614.00	\$73,228.00	\$73,228.00	\$80,000.00
CUMMINS INC., 3850 VICTORIA ST, SHOREVIEW, MN (https://www.google.com/maps/place/3850%20VICTORIA%20ST,SHOREVIEW,MN)	Graph	3	\$79,300.67	\$76,800.00	\$76,800.00	\$84,302.00
CUMMINS INC., 3850 VICTORIA STREET N., SHOREVIEW, MN (https://www.google.com/maps/place/3850%20VICTORIA%20STREET%20N.,SHOREVIEW,MN)	Graph	5	\$77,944.20	\$78,624.00	\$70,400.00	\$84,302.00
CUMMINS INC., 3850 VICTORIA STREET N, SHOREVIEW, MN (https://www.google.com/maps/place/3850%20VICTORIA%20STREET%20N,SHOREVIEW,MN)	Graph	28	\$70,729.07	\$65,437.00	\$48,400.00	\$117,042.00
TATA CONSULTANCY SERVICES LIMITED, 3850 VICTORIA ST N, SHOREVIEW, MN (https://www.google.com/maps/place/3850%20VICTORIA%20ST%20N,SHOREVIEW,MN)	Graph	31	\$65,454.48	\$64,813.00	\$48,400.00	\$88,000.00
CUMMINS INC., 3850 VICTORIA STREET NORTH, SHOREVIEW, MN (https://www.google.com/maps/place/3850%20VICTORIA%20STREET%20NORTH,SHOREVIEW,MN)	Graph	42	\$90,381.05	\$97,510.00	\$70,400.00	\$103,626.00
Totals	Graph	117	\$76,917.74	\$76,800.00	\$48,400.00	\$117,042.00

Latitude: 45.057285 Longitude: -93.144272

Employer Name/Worksite Address	Graph	Count	Mean Wage	Median Wage	Lowest Wage	Highest Wage
PRIME CONSULTING LLC, 1080 COUNTY ROAD, SHOREVIEW, MN (https://www.google.com/maps/place/1080%20COUNTY%20ROAD,SHOREVIEW,MN)	Graph	1	\$65,000.00	\$65,000.00	\$65,000.00	\$65,000.00
STAFFMETHODS, INC., 1020 WEST COUNTY ROAD F, ST. PAUL, MN (https://www.google.com/maps/place/1020%20WEST%20COUNTY%20ROAD%20F,ST.%20PAUL,MN)	Graph	1	\$84,700.00	\$84,700.00	\$84,700.00	\$84,700.00
TAVANT TECHNOLOGIES, INC, 1050 COUNTY ROAD F WEST, SHOREVIEW, MN (https://www.google.com/maps/place/1050%20COUNTY%20ROAD%20F%20WEST,SHOREVIEW,MN)	Graph	1	\$126,000.00	\$126,000.00	\$126,000.00	\$126,000.00
AMERICAN BUSINESS SOLUTIONS, INC., 1050 COUNTY RD F WEST, SHOREVIEW, MN (https://www.google.com/maps/place/1050%20COUNTY%20RD%20F%20WEST,SHOREVIEW,MN)	Graph	2	\$62,500.00	\$60,000.00	\$60,000.00	\$65,000.00
GEONINE INC., 1080 COUNTY ROAD FWEST, SHOREVIEW, MN (https://www.google.com/maps/place/1080%20COUNTY%20ROAD%20FWEST,SHOREVIEW,MN)	Graph	2	\$66,560.00	\$66,560.00	\$66,560.00	\$66,560.00
LAND O'LAKES, INC., 1050 COUNTY ROAD F W, SHOREVIEW, MN (https://www.google.com/maps/place/1050%20COUNTY%20ROAD%20F%20W,SHOREVIEW,MN)	Graph	2	\$95,545.07	\$85,000.00	\$85,000.00	\$106,090.14
TALENT9 INC, 1080 COUNTY ROAD F W, SHOREVIEW, MN (https://www.google.com/maps/place/1080%20COUNTY%20ROAD%20F%20W,SHOREVIEW,MN)	Graph	5	\$82,067.00	\$71,000.00	\$60,778.00	\$110,000.00
DELOITTE CONSULTING LLP, 1080 COUNTY ROAD F WEST, ST PAUL, MN (https://www.google.com/maps/place/1080%20COUNTY%20ROAD%20F%20WEST,ST%20PAUL,MN)	Graph	30	\$67,500.00	\$65,000.00	\$65,000.00	\$70,000.00
HCL AMERICA, INC., 1080 COUNTY ROAD F WEST, SHOREVIEW, MN (https://www.google.com/maps/place/1080%20COUNTY%20ROAD%20F%20WEST,SHOREVIEW,MN)	Graph	50	\$83,537.90	\$80,000.00	\$68,557.00	\$125,000.00
Totals	Graph	94	\$78,054.68	\$77,771.00	\$60,000.00	\$126,000.00

Latitude: 45.058368 Longitude: -93.150396

Employer Name/Worksite Address	Graph	Count	Mean Wage	Median Wage	Lowest Wage	Highest Wage
GROUP HEALTH PLAN, INC., 3930 NORTHWOODS DRIVE, ARDEN HILLS, MN (https://www.google.com/maps/place/3930%20NORTHWOODS%20DRIVE,ARDEN%20HILLS,MN)	Graph	1	\$195,000.00	\$195,000.00	\$195,000.00	\$195,000.00
Totals	Graph	1	\$195,000.00	\$195,000.00	\$195,000.00	\$195,000.00

Latitude: 45.05877 Longitude: -93.426485

Employer Name/Worksite Address	Graph	Count	Mean Wage	Median Wage	Lowest Wage	Highest Wage
IT TRAILBLAZERS, LLC, 13001, BASS LAKE RD, PLYMOUTH, MN (https://www.google.com/maps/place/13001,%20BASS%20LAKE%20RD,PLYMOUTH,MN)	Graph	1	\$60,000.00	\$60,000.00	\$60,000.00	\$60,000.00
Totals	Graph	1	\$60,000.00	\$60,000.00	\$60,000.00	\$60,000.00

Latitude: 45.059783 Longitude: -93.398771

Employer Name/Employer Address	Graph	Count	Mean Wage	Median Wage	Lowest Wage	Highest Wage
SELECT COMFORT CORPORATION, 9800 59TH AVENUE NORTH, MINNEAPOLIS, MN (https://www.google.com/maps/place/9800%2059TH%20AVENUE%20NORTH,MINNEAPOLIS,MN)	Graph	16	\$98,625.00	\$108,000.00	\$78,000.00	\$120,000.00
Totals	Graph	16	\$98,625.00	\$108,000.00	\$78,000.00	\$120,000.00

Employer Name/Worksite Address	Graph	Count	Mean Wage	Median Wage	Lowest Wage	Highest Wage
SAVEN TECHNOLOGIES, INC., 9800 59TH AVENUE NORTH, EDEN PRAIRIE, MN (https://www.google.com/maps/place/9800%2059TH%20AVENUE%20NORTH,EDEN%20PRAIRIE,MN)	Graph	1	\$75,000.00	\$75,000.00	\$75,000.00	\$75,000.00
SELECT COMFORT CORPORATION, 9800 59TH AVENUE NORTH, MINNEAPOLIS, MN (https://www.google.com/maps/place/9800%2059TH%20AVENUE%20NORTH,MINNEAPOLIS,MN)	Graph	16	\$98,625.00	\$108,000.00	\$78,000.00	\$120,000.00
Totals	Graph	17	\$97,235.29	\$108,000.00	\$75,000.00	\$120,000.00

Latitude: 45.059818 Longitude: -93.398829

Employer Name/Worksite Address	Graph	Count	Mean Wage	Median Wage	Lowest Wage	Highest Wage
BSASPEC INC., 9800 59TH AVENUE N, MINNEAPOLIS, MN (https://www.google.com/maps/place/9800%2059TH%20AVENUE%20N,MINNEAPOLIS,MN)	Graph	1	\$60,000.00	\$60,000.00	\$60,000.00	\$60,000.00
Totals	Graph	1	\$60,000.00	\$60,000.00	\$60,000.00	\$60,000.00

Latitude: 45.060122 Longitude: -93.479959

Employer Name/Worksite Address	Graph	Count	Mean Wage	Median Wage	Lowest Wage	Highest Wage
WEB YOGA, INC., 5685 SHADYVIEW LANE N., PLYMOUTH, MN (https://www.google.com/maps/place/5685%20SHADYVIEW%20LANE%20N.,PLYMOUTH,MN)	Graph	2	\$61,000.00	\$61,000.00	\$61,000.00	\$61,000.00
Totals	Graph	2	\$61,000.00	\$61,000.00	\$61,000.00	\$61,000.00

Latitude: 45.060439 Longitude: -93.437516

Employer Name/Worksite Address	Graph	Count	Mean Wage	Median Wage	Lowest Wage	Highest Wage
SILICON TECH SOLUTIONS, INC, 9955 59TH AVENUE N, PLYMOUTH, MN (https://www.google.com/maps/place/9955%2059TH%20AVENUE%20N,PLYMOUTH,MN)	Graph	1	\$62,733.00	\$62,733.00	\$62,733.00	\$62,733.00
V.L.S SYSTEMS, INC, 9955 59TH AVENUE NORTH, MINNEAPOLIS, MN (https://www.google.com/maps/place/9955%2059TH%20AVENUE%20NORTH,MINNEAPOLIS,MN)	Graph	1	\$78,000.00	\$78,000.00	\$78,000.00	\$78,000.00
ADISYS CORPORATION, 9955 59TH AVENUE N, MINNEAPOLIS, MN (https://www.google.com/maps/place/9955%2059TH%20AVENUE%20N,MINNEAPOLIS,MN)	Graph	2	\$73,500.00	\$72,000.00	\$72,000.00	\$75,000.00
RAMSAI SOFTWARE SOLUTIONS,INC, 9955 59TH AVE N, MINNEAPOLIS, MN (https://www.google.com/maps/place/9955%2059TH%20AVE%20N,MINNEAPOLIS,MN)	Graph	2	\$70,759.00	\$66,518.00	\$66,518.00	\$75,000.00
POLARIS INDUSTRIES, INC., 9955 59TH AVENUE NORTH, PLYMOUTH, MN (https://www.google.com/maps/place/9955%2059TH%20AVENUE%20NORTH,PLYMOUTH,MN)	Graph	6	\$93,544.50	\$94,766.00	\$64,501.00	\$110,000.00
Totals	Graph	12	\$82,543.17	\$75,000.00	\$62,733.00	\$110,000.00

Latitude: 45.06069 Longitude: -93.436994

Employer Name/Worksite Address	Graph	Count	Mean Wage	Median Wage	Lowest Wage	Highest Wage
ADEPT COMPUTER CONSULTANTS INC., 9800, 59TH AVENUE NORTH, PLYMOUTH, MN (https://www.google.com/maps/place/9800,%2059TH%20AVENUE%20NORTH,PLYMOUTH,MN)	Graph	1	\$72,000.00	\$72,000.00	\$72,000.00	\$72,000.00
Totals	Graph	1	\$72,000.00	\$72,000.00	\$72,000.00	\$72,000.00

Latitude: 45.060823 Longitude: -93.487415

Employer Name/Worksite Address	Graph	Count	Mean Wage	Median Wage	Lowest Wage	Highest Wage
ORACLE AMERICA, INC., 6055 ZANZIBAR LANE NORTH, PLYMOUTH, MN (https://www.google.com/maps/place/6055%20ZANZIBAR%20LANE%20NORTH,PLYMOUTH,MN)	Graph	1	\$155,258.00	\$155,258.00	\$155,258.00	\$155,258.00
Totals	Graph	1	\$155,258.00	\$155,258.00	\$155,258.00	\$155,258.00

Latitude: 45.060962 Longitude: -93.412671

Employer Name/Employer Address	Graph	Count	Mean Wage	Median Wage	Lowest Wage	Highest Wage
TWIN CITY CLARAGE, LLC, 5959 TRENTON LANE NORTH, MINNEAPOLIS, MN (https://www.google.com/maps/place/5959%20TRENTON%20LANE%20NORTH,MINNEAPOLIS,MN)	Graph	1	\$88,706.00	\$88,706.00	\$88,706.00	\$88,706.00
TWIN CITY FAN COMPANIES, LTD., 5959 TRENTON LANE NORTH, MINNEAPOLIS, MN (https://www.google.com/maps/place/5959%20TRENTON%20LANE%20NORTH,MINNEAPOLIS,MN)	Graph	1	\$80,256.00	\$80,256.00	\$80,256.00	\$80,256.00
Totals	Graph	2	\$84,481.00	\$80,256.00	\$80,256.00	\$88,706.00

Employer Name/Worksite Address	Graph	Count	Mean Wage	Median Wage	Lowest Wage	Highest Wage
TWIN CITY CLARAGE, LLC, 5959 TRENTON LANE NORTH, MINNEAPOLIS, MN (https://www.google.com/maps/place/5959%20TRENTON%20LANE%20NORTH,MINNEAPOLIS,MN)	Graph	2	\$84,481.00	\$80,256.00	\$80,256.00	\$88,706.00
Totals	Graph	2	\$84,481.00	\$80,256.00	\$80,256.00	\$88,706.00

Latitude: 45.062539 Longitude: -93.480558

Employer Name/Worksite Address	Graph	Count	Mean Wage	Median Wage	Lowest Wage	Highest Wage
COMSYS TECHNOLOGIES INC, 15834 60TH AVE N, PLYMOUTH, MN (https://www.google.com/maps/place/15834%2060TH%20AVE%20N,PLYMOUTH,MN)	Graph	5	\$72,000.00	\$72,000.00	\$72,000.00	\$72,000.00
Totals	Graph	5	\$72,000.00	\$72,000.00	\$72,000.00	\$72,000.00

Employer Name/Worksite Address	Graph	Count	Mean Wage	Median Wage	Lowest Wage	Highest Wage
COMSYS TECHNOLOGIES INC, 15834 60TH AVE N, PLYMOUTH, MN (https://www.google.com/maps/place/15834%2060TH%20AVE%20N,PLYMOUTH,MN)	Graph	4	\$72,000.00	\$72,000.00	\$72,000.00	\$72,000.00
Totals	Graph	4	\$72,000.00	\$72,000.00	\$72,000.00	\$72,000.00

Latitude: 45.062638 Longitude: -93.409264

Employer Name/Worksite Address	Graph	Count	Mean Wage	Median Wage	Lowest Wage	Highest Wage
I3INFOTEK, INC., 6000 NATHAN LN N, PLYMOUTH, MN (https://www.google.com/maps/place/6000%20NATHAN%20LN%20N,PLYMOUTH,MN)	Graph	3	\$74,000.00	\$74,000.00	\$74,000.00	\$74,000.00
Totals	Graph	3	\$74,000.00	\$74,000.00	\$74,000.00	\$74,000.00

Latitude: 45.063209 Longitude: -93.381222

Employer Name/Worksite Address	Graph	Count	Mean Wage	Median Wage	Lowest Wage	Highest Wage
KANAP SYSTEMS,LLC, 7601 NORTHLAND DR., BROOKLYN PARK, MN (https://www.google.com/maps/place/7601%20NORTHLAND%20DR.,BROOKLYN%20PARK,MN)	Graph	1	\$64,501.00	\$64,501.00	\$64,501.00	\$64,501.00
REVEREIT LLC, 7601 NORTHFIELD DRIVE, N. BROOKLYN PARK, MN (https://www.google.com/maps/place/7601%20NORTHFIELD%20DRIVE,%20N,BROOKLYN%20PARK,MN)	Graph	1	\$87,692.80	\$87,692.80	\$87,692.80	\$87,692.80
REVEREIT LLC, 7601 NORTHFIELD DRIVE, N. BROOKLYN PARK, MN (https://www.google.com/maps/place/7601%20NORTHFIELD%20DRIVE,N.%20BROOKLYN%20PARK,MN)	Graph	1	\$87,692.80	\$87,692.80	\$87,692.80	\$87,692.80
Totals	Graph	3	\$79,962.20	\$87,692.80	\$64,501.00	\$87,692.80

Latitude: 45.063246 Longitude: -93.411603

Employer Name/Worksite Address	Graph	Count	Mean Wage	Median Wage	Lowest Wage	Highest Wage
BSASPEC INC., 6105 TRENTON LN N, MINNEAPOLIS, MN (https://www.google.com/maps/place/6105%20TRENTON%20LN%20N,MINNEAPOLIS,MN)	Graph	1	\$65,000.00	\$65,000.00	\$65,000.00	\$65,000.00
Totals	Graph	1	\$65,000.00	\$65,000.00	\$65,000.00	\$65,000.00

Latitude: 45.063296 Longitude: -93.025818

Employer Name/Worksite Address	Graph	Count	Mean Wage	Median Wage	Lowest Wage	Highest Wage
IBM CORPORATION, 4041 HWY 61 N, WHITE BEAR LAKE, MN (https://www.google.com/maps/place/4041%20HWY%2061%20N,WHITE%20BEAR%20LAKE,MN)	Graph	1	\$85,500.00	\$85,500.00	\$85,500.00	\$85,500.00
Totals	Graph	1	\$85,500.00	\$85,500.00	\$85,500.00	\$85,500.00

Latitude: 45.064047 Longitude: -93.409253

Employer Name/Worksite Address	Graph	Count	Mean Wage	Median Wage	Lowest Wage	Highest Wage
JAVEN TECHNOLOGIES, INC., 6150 TRENTON LANE N, PLYMOUTH, MN (https://www.google.com/maps/place/6150%20TRENTON%20LANE%20N,PLYMOUTH,MN)	Graph	2	\$81,500.00	\$63,000.00	\$63,000.00	\$100,000.00
MARLABS, INC., 6150 TRENTON LN N, PLYMOUTH, MN (https://www.google.com/maps/place/6150%20TRENTON%20LN%20N,PLYMOUTH,MN)	Graph	2	\$66,800.00	\$65,000.00	\$65,000.00	\$68,600.00
OPTUM SERVICES, INC., 6150 TRENTON LANE NORTH, PLYMOUTH, MN (https://www.google.com/maps/place/6150%20TRENTON%20LANE%20NORTH,PLYMOUTH,MN)	Graph	16	\$89,898.06	\$90,397.00	\$63,000.00	\$108,264.00
Totals	Graph	20	\$86,748.45	\$85,225.00	\$63,000.00	\$108,264.00

Latitude: 45.064181 Longitude: -93.410446

Employer Name/Worksite Address	Graph	Count	Mean Wage	Median Wage	Lowest Wage	Highest Wage
E-BUSINESS INTERNATIONAL INC., 6150 TRENTON LANE, PLYMOUTH, MN (https://www.google.com/maps/place/6150%20TRENTON%20LANE,PLYMOUTH,MN)	Graph	1	\$91,000.00	\$91,000.00	\$91,000.00	\$91,000.00
Totals	Graph	1	\$91,000.00	\$91,000.00	\$91,000.00	\$91,000.00

Latitude: 45.064181 Longitude: -93.147281

Employer Name/Employer Address	Graph	Count	Mean Wage	Median Wage	Lowest Wage	Highest Wage
LAND O'LAKES, INC., 4001 LEXINGTON AVENUE NORTH, ARDEN HILLS, MN (https://www.google.com/maps/place/4001%20LEXINGTON%20AVENUE%20NORTH,ARDEN%20HILLS,MN)	Graph	9	\$97,756.34	\$100,000.00	\$71,000.00	\$119,000.00
Totals	Graph	9	\$97,756.34	\$100,000.00	\$71,000.00	\$119,000.00

Employer Name/Worksite Address	Graph	Count	Mean Wage	Median Wage	Lowest Wage	Highest Wage
CAPRUS IT INC, 4001 LEXINGTON AVE NORTH, ARDEN HILLS, MN (https://www.google.com/maps/place/4001%20LEXINGTON%20AVE%20NORTH,ARDEN%20HILLS,MN)	Graph	1	\$62,733.00	\$62,733.00	\$62,733.00	\$62,733.00
PEGASYS SYSTEMS AND TECHNOLOGIES, INC., 4001 LEXINGTON AVE N, SAINT PAUL, MN (https://www.google.com/maps/place/4001%20LEXINGTON%20AVE%20N,SAINT%20PAUL,MN)	Graph	1	\$64,501.00	\$64,501.00	\$64,501.00	\$64,501.00
SIRI INFOSOLUTIONS INC., 4001 LEXINGTON AVENUE N., ARDEN HILLS, MN (https://www.google.com/maps/place/4001%20LEXINGTON%20AVENUE%20N.,ARDEN%20HILLS,MN)	Graph	1	\$69,300.00	\$69,300.00	\$69,300.00	\$69,300.00
CONSULTADD INC, 4001 LEXINGTON AVENUE N, ARDEN HILLS, MN (https://www.google.com/maps/place/4001%20LEXINGTON%20AVENUE%20N,ARDEN%20HILLS,MN)	Graph	2	\$99,590.50	\$83,200.00	\$83,200.00	\$115,981.00
LAND O'LAKES, INC., 4001 LEXINGTON AVE. N., ARDEN HILLS, MN (https://www.google.com/maps/place/4001%20LEXINGTON%20AVE.%20N.,ARDEN%20HILLS,MN)	Graph	2	\$106,358.46	\$97,716.92	\$97,716.92	\$115,000.00
TAVANT TECHNOLOGIES, INC., 4001 LEXINGTON AVE. N, ARDEN HILLS, MN (https://www.google.com/maps/place/4001%20LEXINGTON%20AVE.%20N,ARDEN%20HILLS,MN)	Graph	12	\$78,166.67	\$78,000.00	\$78,000.00	\$80,000.00
GALAXY SOFTWARE SOLUTIONS INC., 4001 LEXINGTON AVENUE NORTH, ARDEN HILLS, MN (https://www.google.com/maps/place/4001%20LEXINGTON%20AVENUE%20NORTH,ARDEN%20HILLS,MN)	Graph	53	\$74,443.74	\$70,000.00	\$62,733.00	\$119,000.00
Totals	Graph	72	\$76,277.08	\$70,000.00	\$62,733.00	\$119,000.00

Latitude: 45.064342 Longitude: -93.25283

Employer Name/Worksite Address	Graph	Count	Mean Wage	Median Wage	Lowest Wage	Highest Wage
EMR IT SOLUTIONS, LLC, 800 53RD AVE. NE, COLUMBIA HEIGHTS, MN (https://www.google.com/maps/place/800%2053RD%20AVE.%20NE,COLUMBIA%20HEIGHTS,MN)	Graph	2	\$73,320.00	\$73,320.00	\$73,320.00	\$73,320.00
I3INFOTEK, INC., 800 53RD AVE NE, COLUMBIA HEIGHTS, MN (https://www.google.com/maps/place/800%2053RD%20AVE%20NE,COLUMBIA%20HEIGHTS,MN)	Graph	2	\$76,910.50	\$62,800.00	\$62,800.00	\$91,021.00
Totals	Graph	4	\$75,115.25	\$73,320.00	\$62,800.00	\$91,021.00

Latitude: 45.064893 Longitude: -93.147287						
Employer Name/Worksite Address	Graph	Count	Mean Wage	Median Wage	Lowest Wage	Highest Wage
DELOITTE CONSULTING LLP, 4011 LEXINGTON AVENUE NORTH, SHOREVIEW, MN (https://www.google.com/maps/place/4011%20LEXINGTON%20AVENUE%20NORTH,SHOREVIEW,MN)	Graph	30	\$76,500.00	\$70,000.00	\$70,000.00	\$83,000.00
Totals	Graph	30	\$76,500.00	\$70,000.00	\$70,000.00	\$83,000.00

Latitude: 45.064904 Longitude: -93.309954						
Employer Name/Worksite Address	Graph	Count	Mean Wage	Median Wage	Lowest Wage	Hig W
VQUEST TECHNOLOGIES LLC, 5701 SHINGLE CREEK PKWY STE 412, MINNEAPOLIS, MN (https://www.google.com/maps/place/5701%20SHINGLE%20CREEK%20PKWY%20STE%20412,MINNEAPOLIS,MN)	Graph	4	\$65,000.00	\$65,000.00	\$65,000.00	\$65,000.00
Totals	Graph	4	\$65,000.00	\$65,000.00	\$65,000.00	\$65,000.00

Latitude: 45.065487 Longitude: -93.444499						
Employer Name/Worksite Address	Graph	Count	Mean Wage	Median Wage	Lowest Wage	Highest Wage
TATA CONSULTANCY SERVICES LIMITED, 13001 BASS LAKE ROAD, PLYMOUTH, MN (https://www.google.com/maps/place/13001%20BASS%20LAKE%20ROAD,PLYMOUTH,MN)	Graph	3	\$64,522.00	\$64,522.00	\$64,522.00	\$64,522.00
Totals	Graph	3	\$64,522.00	\$64,522.00	\$64,522.00	\$64,522.00

Latitude: 45.065724 Longitude: -93.14716						
Employer Name/Worksite Address	Graph	Count	Mean Wage	Median Wage	Lowest Wage	Highest Wage
WINCERE, INC., 4134 LEXINGTON AVE. N., SHOREVIEW, MN (https://www.google.com/maps/place/4134%20LEXINGTON%20AVE.%20N.,SHOREVIEW,MN)	Graph	1	\$80,000.00	\$80,000.00	\$80,000.00	\$80,000.00
Totals	Graph	1	\$80,000.00	\$80,000.00	\$80,000.00	\$80,000.00

Latitude: 45.065785 Longitude: -93.253399						
Employer Name/Worksite Address	Graph	Count	Mean Wage	Median Wage	Lowest Wage	Highest Wage
EMR IT SOLUTIONS, LLC, 800 53 RD. AVE. NE, COLUMBIA HEIGHTS, MN (https://www.google.com/maps/place/800%2053%20RD.%20AVE.%20NE,COLUMBIA%20HEIGHTS,MN)	Graph	1	\$73,320.00	\$73,320.00	\$73,320.00	\$73,320.00
Totals	Graph	1	\$73,320.00	\$73,320.00	\$73,320.00	\$73,320.00

Latitude: 45.066272 Longitude: -93.157358						
Employer Name/Worksite Address	Graph	Count	Mean Wage	Median Wage	Lowest Wage	H
BOSTON SCIENTIFIC CORPORATION, 4100 HAMLINE AVE NORTH, ST. PAUL, MN (https://www.google.com/maps/place/4100%20HAMLINE%20AVE%20NORTH,ST.%20PAUL,MN)	Graph	1	\$66,100.00	\$66,100.00	\$66,100.00	\$66,100.00
BOSTON SCIENTIFIC CORPORATION, 4100 HAMLINE AVE, NORTH ARDEN HILLS, MN (https://www.google.com/maps/place/4100%20HAMLINE%20AVE,NORTH%20ARDEN%20HILLS,MN)	Graph	1	\$109,128.50	\$109,128.50	\$109,128.50	\$109,128.50
BOSTON SCIENTIFIC CORPORATION, 4100 HAMLINE AVENUE NORTH, ARDEN HILLS, MN (https://www.google.com/maps/place/4100%20HAMLINE%20AVENUE%20NORTH,ARDEN%20HILLS,MN)	Graph	1	\$92,700.00	\$92,700.00	\$92,700.00	\$92,700.00
BOSTON SCIENTIFIC CORPORATION, 4100 HAMLINE AVENUE, ARDEN HILLS, MN (https://www.google.com/maps/place/4100%20HAMLINE%20AVENUE,ARDEN%20HILLS,MN)	Graph	1	\$69,400.00	\$69,400.00	\$69,400.00	\$69,400.00
TATA CONSULTANCY SERVICES LIMITED, 4100 HAMLINE AVE NORTH, SAINT PAUL, MN (https://www.google.com/maps/place/4100%20HAMLINE%20AVE%20NORTH,SAINT%20PAUL,MN)	Graph	1	\$62,500.00	\$62,500.00	\$62,500.00	\$62,500.00
BOSTON SCIENTIFIC CORPORATION, 4100 HAMLINE AVENUE NORTH, ST. PAUL, MN (https://www.google.com/maps/place/4100%20HAMLINE%20AVENUE%20NORTH,ST.%20PAUL,MN)	Graph	2	\$76,245.00	\$71,490.00	\$71,490.00	\$76,245.00

Employer Name/Worksite Address	Graph	Count	Mean Wage	Median Wage	Lowest Wage	H
BOSTON SCIENTIFIC CORPORATION, 4100 HAMLINE AVE N, ST. PAUL, MN (https://www.google.com/maps/place/4100%20HAMLINE%20AVE%20N,ST.%20PAUL,MN)	Graph	3	\$64,986.00	\$44,658.00	\$40,300.00	\$1
EGROVE SYSTEMS CORPORATION, 4100 HAMLINE AVENUE N, ST. PAUL, MN (https://www.google.com/maps/place/4100%20HAMLINE%20AVENUE%20N,ST.%20PAUL,MN)	Graph	3	\$82,971.33	\$77,917.00	\$77,917.00	\$9
I3INFOTEK, INC., 4100 HAMLINE AVENUE NORTH, ST PAUL, MN (https://www.google.com/maps/place/4100%20HAMLINE%20AVENUE%20NORTH,ST%20PAUL,MN)	Graph	4	\$66,000.00	\$66,000.00	\$66,000.00	\$6
TATA CONSULTANCY SERVICES LIMITED, 4100 HAMLINE AVE N SAINT PAUL, SAINT PAUL, MN (https://www.google.com/maps/place/4100%20HAMLINE%20AVE%20N%20SAINT%20PAUL,SAINT%20PAUL,MN)	Graph	6	\$62,579.33	\$60,700.00	\$60,100.00	\$6
BOSTON SCIENTIFIC CORPORATION, 4100 HAMLINE AVENUE N, ARDEN HILLS, MN (https://www.google.com/maps/place/4100%20HAMLINE%20AVENUE%20N,ARDEN%20HILLS,MN)	Graph	7	\$81,911.43	\$77,917.00	\$58,400.00	\$11
TATA CONSULTANCY SERVICES LIMITED, 4100 HAMLINE AVENUE NORTH, SAINT PAUL, MN (https://www.google.com/maps/place/4100%20HAMLINE%20AVENUE%20NORTH,SAINT%20PAUL,MN)	Graph	7	\$68,109.00	\$65,000.00	\$60,700.00	\$8
TECHLAND INC, 4100 HAMLINE AVENUE N, SAINT PAUL, MN (https://www.google.com/maps/place/4100%20HAMLINE%20AVENUE%20N,SAINT%20PAUL,MN)	Graph	21	\$84,318.29	\$78,707.00	\$64,501.00	\$11
CAPGEMINI AMERICA INC, 4100 HAMLINE AVE N, SAINT PAUL, MN (https://www.google.com/maps/place/4100%20HAMLINE%20AVE%20N,SAINT%20PAUL,MN)	Graph	35	\$72,620.00	\$71,500.00	\$60,000.00	\$8
Totals	Graph	93	\$75,249.39	\$72,300.00	\$40,300.00	\$1

Latitude: 45.066694 Longitude: -93.027706

Employer Name/Employer Address	Graph	Count	Mean Wage	Median Wage	Lowest Wage	Highest Wage
KANOMAX FMT, INC., 4104 HOFFMAN ROAD, WHITE BEAR LAKE, MN (https://www.google.com/maps/place/4104%20HOFFMAN%20ROAD,WHITE%20BEAR%20LAKE,MN)	Graph	1	\$90,000.00	\$90,000.00	\$90,000.00	\$90,000.00
Totals	Graph	1	\$90,000.00	\$90,000.00	\$90,000.00	\$90,000.00

Employer Name/Worksite Address	Graph	Count	Mean Wage	Median Wage	Lowest Wage	Highest Wage
KANOMAX FMT, INC., 4104 HOFFMAN ROAD, WHITE BEAR LAKE, MN (https://www.google.com/maps/place/4104%20HOFFMAN%20ROAD,WHITE%20BEAR%20LAKE,MN)	Graph	1	\$90,000.00	\$90,000.00	\$90,000.00	\$90,000.00
Totals	Graph	1	\$90,000.00	\$90,000.00	\$90,000.00	\$90,000.00

Latitude: 45.066993 Longitude: -93.308953

Employer Name/Employer Address	Graph	Count	Mean Wage	Median Wage	Lowest Wage	Highest Wage
SAVVYSHERPA, INC., 6200 SHINGLE CREEK PARKWAY, MINNEAPOLIS, MN (https://www.google.com/maps/place/6200%20SHINGLE%20CREEK%20PARKWAY,MINNEAPOLIS,MN)	Graph	5	\$86,500.00	\$95,000.00	\$70,000.00	\$97,500.00
Totals	Graph	5	\$86,500.00	\$95,000.00	\$70,000.00	\$97,500.00

Employer Name/Worksite Address	Graph	Count	Mean Wage	Median Wage	Lowest Wage	Highest Wage
SAVVYSHERPA, INC., 6200 SHINGLE CREEK PARKWAY, MINNEAPOLIS, MN (https://www.google.com/maps/place/6200%20SHINGLE%20CREEK%20PARKWAY,MINNEAPOLIS,MN)	Graph	5	\$86,500.00	\$95,000.00	\$70,000.00	\$97,500.00
Totals	Graph	5	\$86,500.00	\$95,000.00	\$70,000.00	\$97,500.00

Latitude: 45.068649 Longitude: -93.147181

Employer Name/Employer Address	Graph	Count	Mean Wage	Median Wage	Lowest Wage	Highest Wage
TORAX MEDICAL INC., 4188 LEXINGTON AVENUE N, SHOREVIEW, MN (https://www.google.com/maps/place/4188%20LEXINGTON%20AVENUE%20N,SHOREVIEW,MN)	Graph	1	\$65,000.00	\$65,000.00	\$65,000.00	\$65,000.00
Totals	Graph	1	\$65,000.00	\$65,000.00	\$65,000.00	\$65,000.00

Employer Name/Worksite Address	Graph	Count	Mean Wage	Median Wage	Lowest Wage	Highest Wage
TORAX MEDICAL INC., 4188 LEXINGTON AVENUE N, SHOREVIEW, MN (https://www.google.com/maps/place/4188%20LEXINGTON%20AVENUE%20N,SHOREVIEW,MN)	Graph	1	\$65,000.00	\$65,000.00	\$65,000.00	\$65,000.00
Totals	Graph	1	\$65,000.00	\$65,000.00	\$65,000.00	\$65,000.00

Latitude: 45.068659 Longitude: -93.303853

Employer Name/Worksite Address	Graph	Count	Mean Wage	Median Wage	Lowest Wage	Highest Wage
PROGRESSIVE CONSULTING ENGINEERS, 6120 EARLE BROWN DRIVE, MINNEAPOLIS, MN (https://www.google.com/maps/place/6120%20EARLE%20BROWN%20DRIVE,MINNEAPOLIS,MN)	Graph	2	\$63,250.00	\$61,500.00	\$61,500.00	\$65,000.00
Totals	Graph	2	\$63,250.00	\$61,500.00	\$61,500.00	\$65,000.00

Employer Name/Worksite Address	Graph	Count	Mean Wage	Median Wage	Lowest Wage	Highest Wage
PROGRESSIVE CONSULTING ENGINEERS, 6120 EARLE BROWN DRIVE, MINNEAPOLIS, MN (https://www.google.com/maps/place/6120%20EARLE%20BROWN%20DRIVE,MINNEAPOLIS,MN)	Graph	2	\$63,250.00	\$61,500.00	\$61,500.00	\$65,000.00
Totals	Graph	2	\$63,250.00	\$61,500.00	\$61,500.00	\$65,000.00

Latitude: 45.069663 Longitude: -93.45156

Employer Name/Worksite Address	Graph	Count	Mean Wage	Median Wage	Lowest Wage	Highest Wage
DATA RECOGNITION CORPORATION, 13490 BASS LAKE ROAD, MAPLE GROVE, MN (https://www.google.com/maps/place/13490%20BASS%20LAKE%20ROAD,MAPLE%20GROVE,MN)	Graph	3	\$65,900.00	\$56,100.00	\$41,600.00	\$100,000.00
Totals	Graph	3	\$65,900.00	\$56,100.00	\$41,600.00	\$100,000.00

Employer Name/Worksite Address	Graph	Count	Mean Wage	Median Wage	Lowest Wage	Highest Wage
VIGILANT TECHNOLOGIES LLC, 13490 BASS LAKE RD, MAPLE GROVE, MN (https://www.google.com/maps/place/13490%20BASS%20LAKE%20RD,MAPLE%20GROVE,MN)	Graph	1	\$65,000.00	\$65,000.00	\$65,000.00	\$65,000.00
DATA RECOGNITION CORPORATION, 13490 BASS LAKE ROAD, MAPLE GROVE, MN (https://www.google.com/maps/place/13490%20BASS%20LAKE%20ROAD,MAPLE%20GROVE,MN)	Graph	6	\$76,245.17	\$77,771.00	\$41,600.00	\$104,000.00
Totals	Graph	7	\$74,638.71	\$77,771.00	\$41,600.00	\$104,000.00

Latitude: 45.070034 Longitude: -93.147357

Employer Name/Worksite Address	Graph	Count	Mean Wage	Median Wage	Lowest Wage	Highest Wage
ACCENTURE LLP, 4211 LEXINGTON AVE N ARDEN HILLS, SAINT PAUL, MN (https://www.google.com/maps/place/4211%20LEXINGTON%20AVE%20N%20ARDEN%20HILLS,SAINT%20PAUL,MN)	Graph	1	\$91,021.00	\$91,021.00	\$91,021.00	\$91,021.00
MARUTHI TECHNOLOGIES, LLC, 4211 LEXINGTON AVE N, ARDEN HILLS, SAINT PAUL, MN (https://www.google.com/maps/place/4211%20LEXINGTON%20AVE%20N,%20ARDEN%20HILLS,SAINT%20PAUL,MN)	Graph	1	\$69,500.00	\$69,500.00	\$69,500.00	\$69,500.00
Totals	Graph	2	\$80,260.50	\$69,500.00	\$69,500.00	\$91,021.00

Latitude: 45.070335 Longitude: -93.147325

Employer Name/Worksite Address	Graph	Count	Mean Wage	Median Wage	Lowest Wage	Highest Wage
TATA CONSULTANCY SERVICES LIMITED, 4211 LEXINGTON AVE N, SAINT PAUL, MN (https://www.google.com/maps/place/4211%20LEXINGTON%20AVE%20N,SAINT%20PAUL,MN)	Graph	1	\$64,522.00	\$64,522.00	\$64,522.00	\$64,522.00
TATA CONSULTANCY SERVICES LIMITED, 4211 LEXINGTON AVENUE NORTH, SAINT PAUL, MN (https://www.google.com/maps/place/4211%20LEXINGTON%20AVENUE%20NORTH,SAINT%20PAUL,MN)	Graph	1	\$64,522.00	\$64,522.00	\$64,522.00	\$64,522.00

Employer Name/Worksite Address	Graph	Count	Mean Wage	Median Wage	Lowest Wage	Highest Wage
ACCENTURE LLP, 4211 LEXINGTON AVE N, ARDEN HILLS, MN (https://www.google.com/maps/place/4211%20LEXINGTON%20AVE%20N,ARDEN%20HILLS,MN)	Graph	2	\$84,989.00	\$78,957.00	\$78,957.00	\$91,021.00
GLOBULE-TECH, LLC, 4201 LEXINGTON AVE N, ARDEN HILLS, MN (https://www.google.com/maps/place/4201%20LEXINGTON%20AVE%20N,ARDEN%20HILLS,MN)	Graph	2	\$69,438.48	\$63,876.96	\$63,876.96	\$75,000.00
SOFTOVA, INC., 4201 LEXINGTON AVENUE NORTH, ARDEN HILLS, MN (https://www.google.com/maps/place/4201%20LEXINGTON%20AVENUE%20NORTH,ARDEN%20HILLS,MN)	Graph	2	\$76,978.50	\$75,000.00	\$75,000.00	\$78,957.00
JSM CONSULTING, 4211 LEXINGTON AVE N., ARDEN HILLS, MN (https://www.google.com/maps/place/4211%20LEXINGTON%20AVE%20N.,ARDEN%20HILLS,MN)	Graph	3	\$64,488.67	\$62,733.00	\$62,733.00	\$68,000.00
LOGISOLVE, LLC, 4211 LEXINGTON AVENUE NORTH, ST. PAUL, MN (https://www.google.com/maps/place/4211%20LEXINGTON%20AVENUE%20NORTH,ST.%20PAUL,MN)	Graph	3	\$103,333.33	\$110,000.00	\$90,000.00	\$110,000.00
ORPINE, INC., 4211 LEXINGTON AVENUE NORTH, ARDEN HILLS, MN (https://www.google.com/maps/place/4211%20LEXINGTON%20AVENUE%20NORTH,ARDEN%20HILLS,MN)	Graph	3	\$68,641.67	\$68,000.00	\$64,501.00	\$73,424.00
Totals	Graph	17	\$76,543.94	\$73,424.00	\$62,733.00	\$110,000.00

Latitude: 45.070541 Longitude: -93.256113

Employer Name/Worksite Address	Graph	Count	Mean Wage	Median Wage	Lowest Wage	Highest Wage
DELOITTE CONSULTING LLP, 701 MEDTRONIC PARKWAY, MINNEAPOLIS, MN (https://www.google.com/maps/place/701%20MEDTRONIC%20PARKWAY,MINNEAPOLIS,MN)	Graph	15	\$82,000.00	\$82,000.00	\$82,000.00	\$82,000.00
Totals	Graph	15	\$82,000.00	\$82,000.00	\$82,000.00	\$82,000.00

Latitude: 45.070544 Longitude: -93.255679

Employer Name/Employer Address	Graph	Count	Mean Wage	Median Wage	Lowest Wage	Highest Wage
MEDTRONIC, INC., 710 MEDTRONIC PARKWAY NE, MINNEAPOLIS, MN (https://www.google.com/maps/place/710%20MEDTRONIC%20PARKWAY%20NE,MINNEAPOLIS,MN)	Graph	22	\$90,781.36	\$77,917.00	\$62,733.00	\$241,000.00
Totals	Graph	22	\$90,781.36	\$77,917.00	\$62,733.00	\$241,000.00

Employer Name/Worksite Address	Graph	Count	Mean Wage	Median Wage	Lowest Wage	Highest Wage
SELECT SOURCE INTERNATIONAL, MEDTRONIC, MINNEAPOLIS, MN (https://www.google.com/maps/place/MEDTRONIC,MINNEAPOLIS,MN)	Graph	1	\$92,560.00	\$92,560.00	\$92,560.00	\$92,560.00
INFOSYS LIMITED, 710 MEDTRONIC PARKWAY NORTHEAST, MINNEAPOLIS, MN (https://www.google.com/maps/place/710%20MEDTRONIC%20PARKWAY%20NORTHEAST,MINNEAPOLIS,MN)	Graph	2	\$78,015.50	\$65,010.00	\$65,010.00	\$91,021.00
DELOITTE CONSULTING LLP, 710 MEDTRONIC PARKWAY NE, MINNEAPOLIS, MN (https://www.google.com/maps/place/710%20MEDTRONIC%20PARKWAY%20NE,MINNEAPOLIS,MN)	Graph	17	\$70,542.59	\$70,000.00	\$70,000.00	\$75,280.00
Totals	Graph	20	\$72,390.75	\$70,000.00	\$65,010.00	\$92,560.00

Latitude: 45.070675 Longitude: -93.255774

Employer Name/Employer Address	Graph	Count	Mean Wage	Median Wage	Lowest Wage	Highest Wage
MEDTRONIC, INC., 710 MEDTRONIC PARKWAY, MINNEAPOLIS, MN (https://www.google.com/maps/place/710%20MEDTRONIC%20PARKWAY,MINNEAPOLIS,MN)	Graph	98	\$95,318.50	\$93,500.00	\$59,249.00	\$157,128.24
Totals	Graph	98	\$95,318.50	\$93,500.00	\$59,249.00	\$157,128.24

Employer Name/Worksite Address	Graph	Count	Mean Wage	Median Wage	Lowest Wage	Highest Wage
MEDTRONIC, INC., 710 MEDTRONIC PARKWAY, FRIDLEY, MN (https://www.google.com/maps/place/710%20MEDTRONIC%20PARKWAY,FRIDLEY,MN)	Graph	3	\$138,416.33	\$115,000.00	\$59,249.00	\$241,000.00

Employer Name/Worksite Address	Graph	Count	Mean Wage	Median Wage	Lowest Wage	Highest Wage
MASTECH DIGITAL TECHNOLOGIES, INC., A MASTECH DIGITAL, INC. COMPANY, 710 MEDTRONIC PARKWAY, MINNEAPOLIS, MN (https://www.google.com/maps/place/710%20MEDTRONIC%20PARKWAY,MINNEAPOLIS,MN)	Graph	98	\$79,322.44	\$83,000.00	\$65,000.00	\$99,944.00
Totals	Graph	101	\$81,077.70	\$83,000.00	\$59,249.00	\$241,000.00

Latitude: 45.071369 Longitude: -93.302781

Employer Name/Worksite Address	Graph	Count	Mean Wage	Median Wage	Lowest Wage	Highest Wage
TECHDIGITAL CORPORATION, 1600 JAMES CIRCLE NORTH, BROOKLYN CENTER, MN (https://www.google.com/maps/place/1600%20JAMES%20CIRCLE%20NORTH,BROOKLYN%20CENTER,MN)	Graph	1	\$60,000.00	\$60,000.00	\$60,000.00	\$60,000.00
Totals	Graph	1	\$60,000.00	\$60,000.00	\$60,000.00	\$60,000.00

Latitude: 45.072623 Longitude: -93.436794

Employer Name/Worksite Address	Graph	Count	Mean Wage	Median Wage	Lowest Wage	Highest Wage
DELOITTE CONSULTING LLP, 6701 EVENSTAD DRIVE, MINNEAPOLIS, MN (https://www.google.com/maps/place/6701%20EVENSTAD%20DRIVE,MINNEAPOLIS,MN)	Graph	15	\$83,000.00	\$83,000.00	\$83,000.00	\$83,000.00
Totals	Graph	15	\$83,000.00	\$83,000.00	\$83,000.00	\$83,000.00

Latitude: 45.072938 Longitude: -93.302418

Employer Name/Employer Address	Graph	Count	Mean Wage	Median Wage	Lowest Wage	Highest Wage
PRECISION, INC., 1700 FREEWAY BLVD., MINNEAPOLIS, MN (https://www.google.com/maps/place/1700%20FREEWAY%20BLVD.,MINNEAPOLIS,MN)	Graph	2	\$69,863.00	\$66,726.00	\$66,726.00	\$73,000.00
Totals	Graph	2	\$69,863.00	\$66,726.00	\$66,726.00	\$73,000.00

Employer Name/Worksite Address	Graph	Count	Mean Wage	Median Wage	Lowest Wage	Highest Wage
PRECISION, INC., 1700 FREEWAY BLVD., MINNEAPOLIS, MN (https://www.google.com/maps/place/1700%20FREEWAY%20BLVD.,MINNEAPOLIS,MN)	Graph	2	\$69,863.00	\$66,726.00	\$66,726.00	\$73,000.00
Totals	Graph	2	\$69,863.00	\$66,726.00	\$66,726.00	\$73,000.00

Latitude: 45.073182 Longitude: -93.184792

Employer Name/Worksite Address	Graph	Count	Mean Wage	Median Wage	Lowest Wage	Highest Wage
COMPUNNEL SOFTWARE GROUP, INC., 4364 ROUND LAKE RD, ARDEN HILLS, MN (https://www.google.com/maps/place/4364%20ROUND%20LAKE%20RD,ARDEN%20HILLS,MN)	Graph	1	\$66,100.00	\$66,100.00	\$66,100.00	\$66,100.00
COMPUNNEL SOFTWARE GROUP, INC., 4364 ROUND LAKE RD, ST PAUL, MN (https://www.google.com/maps/place/4364%20ROUND%20LAKE%20RD,ST%20PAUL,MN)	Graph	1	\$66,100.00	\$66,100.00	\$66,100.00	\$66,100.00
Totals	Graph	2	\$66,100.00	\$66,100.00	\$66,100.00	\$66,100.00

Latitude: 45.073705 Longitude: -93.184603

Employer Name/Worksite Address	Graph	Count	Mean Wage	Median Wage	Lowest Wage	Highest Wage
COMPUNNEL SOFTWARE GROUP, INC., 4364 ROUND LAKE RD W, SAINT PAUL, MN (https://www.google.com/maps/place/4364%20ROUND%20LAKE%20RD%20W,SAINT%20PAUL,MN)	Graph	1	\$65,000.00	\$65,000.00	\$65,000.00	\$65,000.00
Totals	Graph	1	\$65,000.00	\$65,000.00	\$65,000.00	\$65,000.00

Latitude: 45.076221 Longitude: -93.575734

Employer Name/Worksite Address	Graph	Count	Mean Wage	Median Wage	Lowest Wage	Highest Wage
DELASOFT, INC., 19213 PADDOCK LN, CORCORAN, MN (https://www.google.com/maps/place/19213%20PADDOCK%20LN,CORCORAN,MN)	Graph	5	\$86,000.00	\$85,000.00	\$85,000.00	\$90,000.00
Totals	Graph	5	\$86,000.00	\$85,000.00	\$85,000.00	\$90,000.00

Latitude: 45.076585 Longitude: -93.188941

Employer Name/Worksite Address	Graph	Count	Mean Wage	Median Wage	Low Wa
CA, INC., 8200 CORAL SEA STREET N.E, MOUNDS VIEW, MN (https://www.google.com/maps/place/8200%20CORAL%20SEA%20STREET%20N.E,MOUNDS%20VIEW,MN)	Graph	1	\$127,063.21	\$127,063.21	\$127,0
FEATHER TECHNOLOGIES INC, 8200 CORAL ST NE, MOUNDSVIEW, MN (https://www.google.com/maps/place/8200%20CORAL%20ST%20NE,MOUNDSVIEW,MN)	Graph	1	\$80,000.00	\$80,000.00	\$80,0
IBM INDIA PRIVATE LIMITED, 8200 CORAL SEA STREET, SAINT PAUL, MN (https://www.google.com/maps/place/8200%20CORAL%20SEA%20STREET,SAINT%20PAUL,MN)	Graph	1	\$68,557.00	\$68,557.00	\$68,5
POLAR IT SERVICES INC, BOSTON SCIENTIFIC, ST. PAUL, MN (https://www.google.com/maps/place/BOSTON%20SCIENTIFIC,ST.%20PAUL,MN)	Graph	1	\$103,168.00	\$103,168.00	\$103,1
VIGNET, INC., 8200 CORAL SEA STREET NE (MVC 34), MOUNDS VIEW, MN (https://www.google.com/maps/place/8200%20CORAL%20SEA%20STREET%20NE%20(MVC%2034),MOUNDS%20VIEW,MN)	Graph	1	\$84,000.00	\$84,000.00	\$84,0
TECHNICAL INFORMATION AND PROFESSIONAL SOLUTIONS, INC, 8200 CORAL STREET NE, MOUNDS VIEW, MN (https://www.google.com/maps/place/8200%20CORAL%20STREET%20NE,MOUNDS%20VIEW,MN)	Graph	4	\$98,134.50	\$88,701.00	\$81,8
TATA CONSULTANCY SERVICES LIMITED, 1 ASTELLAS WAY, MOUNDS VIEW, MN (https://www.google.com/maps/place/1%20ASTELLAS%20WAY,MOUNDS%20VIEW,MN)	Graph	5	\$60,700.00	\$60,700.00	\$60,7
WIPRO LIMITED, 8200, CORAL SEA STREET NE, MOUNDS VIEW, MN (https://www.google.com/maps/place/8200,%20CORAL%20SEA%20STREET%20NE,MOUNDS%20VIEW,MN)	Graph	18	\$76,567.00	\$78,707.00	\$64,5
Totals	Graph	32	\$79,282.26	\$78,707.00	\$60,7

Latitude: 45.076918 Longitude: -93.080788

Employer Name/Employer Address	Graph	Count	Mean Wage	Median Wage	Lowest Wage	Highest Wage
INNOVIZE INC., 500 OAK GROVE PARKWAY, SAINT PAUL, MN (https://www.google.com/maps/place/500%20OAK%20GROVE%20PARKWAY,SAINT%20PAUL,MN)	Graph	3	\$60,000.00	\$60,000.00	\$60,000.00	\$60,000.00
Totals	Graph	3	\$60,000.00	\$60,000.00	\$60,000.00	\$60,000.00

Employer Name/Worksite Address	Graph	Count	Mean Wage	Median Wage	Lowest Wage	Highest Wage
INNOVIZE INC., 500 OAK GROVE PARKWAY, SAINT PAUL, MN (https://www.google.com/maps/place/500%20OAK%20GROVE%20PARKWAY,SAINT%20PAUL,MN)	Graph	3	\$60,000.00	\$60,000.00	\$60,000.00	\$60,000.00
Totals	Graph	3	\$60,000.00	\$60,000.00	\$60,000.00	\$60,000.00

Latitude: 45.07762 Longitude: -93.306521

Employer Name/Worksite Address	Graph	Count	Mean Wage	Median Wage	Lowest Wage	Highest Wage
MEDTRONIC, INC., 6700 SHINGLE CREEK PARKWAY, BROOKLYN CENTER, MN (https://www.google.com/maps/place/6700%20SHINGLE%20CREEK%20PARKWAY,BROOKLYN%20CENTER,MN)	Graph	4	\$99,988.50	\$91,915.00	\$72,301.00	\$126,59
Totals	Graph	4	\$99,988.50	\$91,915.00	\$72,301.00	\$126,59

Latitude: 45.078014 Longitude: -93.310026

Employer Name/Worksite Address	Graph	Count	Mean Wage	Median Wage	Lowest Wage	Highest Wage
--------------------------------	-------	-------	-----------	-------------	-------------	--------------

Employer Name/Worksite Address	Graph	Count	Mean Wage	Median Wage	Lowest Wage	Highest Wage
VEROTECH SOLUTIONS,LLC, 6800 SHINGLE CREEK PKWY, BROOKLYN CENTER, MN (https://www.google.com/maps/place/6800%20SHINGLE%20CREEK%20PKWY,BROOKLYN%20CENTER,MN)	Graph	2	\$69,740.00	\$64,480.00	\$64,480.00	\$75,000.00
MEDTRONIC, INC., 6800 SHINGLE CREEK PARKWAY, BROOKLYN CENTER, MN (https://www.google.com/maps/place/6800%20SHINGLE%20CREEK%20PARKWAY,BROOKLYN%20CENTER,MN)	Graph	7	\$78,893.71	\$79,773.00	\$72,000.00	\$83,357.00
Totals	Graph	9	\$76,859.56	\$79,680.00	\$64,480.00	\$83,357.00

Latitude: 45.078707 Longitude: -93.50852

Employer Name/Worksite Address	Graph	Count	Mean Wage	Median Wage	Lowest Wage	Highest Wage
DELL MARKETING L.P., 6759 RANIER LANE NORTH, MAPLE GROVE, MN (https://www.google.com/maps/place/6759%20RANIER%20LANE%20NORTH,MAPLE%20GROVE,MN)	Graph	1	\$92,422.00	\$92,422.00	\$92,422.00	\$92,422.00
Totals	Graph	1	\$92,422.00	\$92,422.00	\$92,422.00	\$92,422.00

Latitude: 45.079104 Longitude: -93.449569

Employer Name/Worksite Address	Graph	Count	Mean Wage	Median Wage	Lowest Wage	Highest Wage
CAPGEMINI AMERICA INC, 6655 WEDEGWOOD RD N, MAPLE GROVE, MN (https://www.google.com/maps/place/6655%20WEDEGWOOD%20RD%20N,MAPLE%20GROVE,MN)	Graph	1	\$87,000.00	\$87,000.00	\$87,000.00	\$87,000.00
CAPGEMINI AMERICA INC, 6655 WEDGWOOD RD N, MAPLE GROVE, MN (https://www.google.com/maps/place/6655%20WEDGWOOD%20RD%20N,MAPLE%20GROVE,MN)	Graph	6	\$96,550.00	\$89,400.00	\$89,400.00	\$103,700.00
Totals	Graph	7	\$95,185.71	\$89,400.00	\$87,000.00	\$103,700.00

Latitude: 45.07911 Longitude: -93.085765

Employer Name/Employer Address	Graph	Count	Mean Wage	Median Wage	Lowest Wage	Highest Wage
I. C. SYSTEM, INC., 444 HIGHWAY 96 EAST, VADNAIS HEIGHTS, MN (https://www.google.com/maps/place/444%20HIGHWAY%2096%20EAST,VADNAIS%20HEIGHTS,MN)	Graph	1	\$48,235.00	\$48,235.00	\$48,235.00	\$48,235.00
Totals	Graph	1	\$48,235.00	\$48,235.00	\$48,235.00	\$48,235.00

Employer Name/Worksite Address	Graph	Count	Mean Wage	Median Wage	Lowest Wage	Highest Wage
I. C. SYSTEM, INC., 444 HIGHWAY 96 EAST, VADNAIS HEIGHTS, MN (https://www.google.com/maps/place/444%20HIGHWAY%2096%20EAST,VADNAIS%20HEIGHTS,MN)	Graph	1	\$48,235.00	\$48,235.00	\$48,235.00	\$48,235.00
Totals	Graph	1	\$48,235.00	\$48,235.00	\$48,235.00	\$48,235.00

Latitude: 45.079123 Longitude: -93.039532

Employer Name/Worksite Address	Graph	Count	Mean Wage	Median Wage	Lowest Wage	Highest Wage
GROUP HEALTH PLAN, INC., 1430 HWY. 96 E., WHITE BEAR LAKE, MN (https://www.google.com/maps/place/1430%20HWY.%2096%20E.,WHITE%20BEAR%20LAKE,MN)	Graph	1	\$264,784.00	\$264,784.00	\$264,784.00	\$264,784.00
Totals	Graph	1	\$264,784.00	\$264,784.00	\$264,784.00	\$264,784.00

Latitude: 45.079633 Longitude: -93.160772

Employer Name/Employer Address	Graph	Count	Mean Wage	Median Wage	Lowest Wage	Highest Wage
RAMSEY COUNTY DEPT OF PUBLIC WORKS, 1425 PAUL KIRKWOLD DRIVE, ARDEN HILLS, MN (https://www.google.com/maps/place/1425%20PAUL%20KIRKWOLD%20DRIVE,ARDEN%20HILLS,MN)	Graph	1	\$68,517.47	\$68,517.47	\$68,517.47	\$68,517.47
Totals	Graph	1	\$68,517.47	\$68,517.47	\$68,517.47	\$68,517.47

Employer Name/Worksite Address	Graph	Count	Mean Wage	Median Wage	Lowest Wage	Highest Wage
RAMSEY COUNTY DEPT OF PUBLIC WORKS, 1425 PAUL KIRKWOLD DRIVE, ARDEN HILLS, MN (https://www.google.com/maps/place/1425%20PAUL%20KIRKWOLD%20DRIVE,ARDEN%20HILLS,MN)	Graph	1	\$68,517.47	\$68,517.47	\$68,517.47	\$68,517.47
Totals	Graph	1	\$68,517.47	\$68,517.47	\$68,517.47	\$68,517.47

Latitude: 45.079732 Longitude: -93.443442

Employer Name/Worksite Address	Graph	Count	Mean Wage	Median Wage	Lowest Wage	Highest Wage
GEOSPAN CORPORATION, 6901 E. FISH LAKE ROAD, MAPLE GROVE, MN (https://www.google.com/maps/place/6901%20E.%20FISH%20LAKE%20ROAD,MAPLE%20GROVE,MN)	Graph	1	\$50,400.00	\$50,400.00	\$50,400.00	\$50,400.00
Totals	Graph	1	\$50,400.00	\$50,400.00	\$50,400.00	\$50,400.00

Employer Name/Worksite Address	Graph	Count	Mean Wage	Median Wage	Lowest Wage	Highest Wage
GEOSPAN CORPORATION, 6901 E. FISH LAKE ROAD, MAPLE GROVE, MN (https://www.google.com/maps/place/6901%20E.%20FISH%20LAKE%20ROAD,MAPLE%20GROVE,MN)	Graph	1	\$50,400.00	\$50,400.00	\$50,400.00	\$50,400.00
Totals	Graph	1	\$50,400.00	\$50,400.00	\$50,400.00	\$50,400.00

Latitude: 45.080912 Longitude: -93.218845

Employer Name/Worksite Address	Graph	Count	Mean Wage	Median Wage	Lowest Wage	Highest Wage
FAMILY SUPPORT SERVICES, INC., 1900 SILVER LAKE ROAD, NEW BRIGHTON, MN (https://www.google.com/maps/place/1900%20SILVER%20LAKE%20ROAD,NEW%20BRIGHTON,MN)	Graph	2	\$41,433.60	\$40,560.00	\$40,560.00	\$42,307.20
Totals	Graph	2	\$41,433.60	\$40,560.00	\$40,560.00	\$42,307.20

Employer Name/Worksite Address	Graph	Count	Mean Wage	Median Wage	Lowest Wage	Highest Wage
FAMILY SUPPORT SERVICES, INC., 1900 SILVER LAKE ROAD, NEW BRIGHTON, MN (https://www.google.com/maps/place/1900%20SILVER%20LAKE%20ROAD,NEW%20BRIGHTON,MN)	Graph	2	\$41,433.60	\$40,560.00	\$40,560.00	\$42,307.20
Totals	Graph	2	\$41,433.60	\$40,560.00	\$40,560.00	\$42,307.20

Latitude: 45.082951 Longitude: -93.389701

Employer Name/Worksite Address	Graph	Count	Mean Wage	Median Wage	Lowest Wage	Highest Wage
CARLSON ADVISORS, LLP, 7101 NORTHLAND CIRCLE, MINNEAPOLIS, MN (https://www.google.com/maps/place/7101%20NORTHLAND%20CIRCLE,MINNEAPOLIS,MN)	Graph	2	\$50,000.00	\$50,000.00	\$50,000.00	\$50,000.00
Totals	Graph	2	\$50,000.00	\$50,000.00	\$50,000.00	\$50,000.00

Employer Name/Worksite Address	Graph	Count	Mean Wage	Median Wage	Lowest Wage	Highest Wage
CARLSON ADVISORS, LLP, 7101 NORTHLAND CIRCLE, MINNEAPOLIS, MN (https://www.google.com/maps/place/7101%20NORTHLAND%20CIRCLE,MINNEAPOLIS,MN)	Graph	2	\$50,000.00	\$50,000.00	\$50,000.00	\$50,000.00
Totals	Graph	2	\$50,000.00	\$50,000.00	\$50,000.00	\$50,000.00

Latitude: 45.082953 Longitude: -93.044415

Employer Name/Worksite Address	Graph	Count	Mean Wage	Median Wage	Lowest Wage	Highest Wage
INGERSOLL RAND COMPANY, 4833 WHITE BEARK PARKWAY, ST. PAUL, MN (https://www.google.com/maps/place/4833%20WHITE%20BEARK%20PARKWAY,ST.%20PAUL,MN)	Graph	1	\$77,917.00	\$77,917.00	\$77,917.00	\$77,917.00

Employer Name/Worksite Address	Graph	Count	Mean Wage	Median Wage	Lowest Wage	Highest Wage
Totals	Graph	1	\$77,917.00	\$77,917.00	\$77,917.00	\$77,917.00

Latitude: 45.084813 Longitude: -93.132537

Employer Name/Worksite Address	Graph	Count	Mean Wage	Median Wage	Lowest Wage	Highest Wage
PAVANE SOLUTIONS INC, 4201 BOSTON SCIENTIFIC DRIVE, ARDEN HILLS, MN (https://www.google.com/maps/place/4201%20BOSTON%20SCIENTIFIC%20DRIVE,ARDEN%20HILLS,MN)	Graph	1	\$56,300.00	\$56,300.00	\$56,300.00	\$56,300.00
PRIME CONSULTING LLC, 1080 COUNTY ROAD WEST, SHOREVIEW, MN (https://www.google.com/maps/place/1080%20COUNTY%20ROAD%20WEST,SHOREVIEW,MN)	Graph	1	\$65,000.00	\$65,000.00	\$65,000.00	\$65,000.00
ULTEIG ENGINEERS, INC., 4285 LEXINGTON AVE. N., ST., ST. PAUL, MN (https://www.google.com/maps/place/4285%20LEXINGTON%20AVE.%20N.,%20ST.,ST.%20PAUL,MN)	Graph	1	\$105,466.92	\$105,466.92	\$105,466.92	\$105,466.92
VQUEST TECHNOLOGIES LLC, VQUEST TECHNOLOGIES LLC, SHOREVIEW, MN (https://www.google.com/maps/place/VQUEST%20TECHNOLOGIES%20LLC,SHOREVIEW,MN)	Graph	1	\$65,000.00	\$65,000.00	\$65,000.00	\$65,000.00
KPIT INFOSYSTEMS INCORPORATED, CUMMINS POWER SYSTEMS, SHOREVIEW, MN (https://www.google.com/maps/place/CUMMINS%20POWER%20SYSTEMS,SHOREVIEW,MN)	Graph	2	\$82,118.50	\$73,593.00	\$73,593.00	\$90,644.00
Totals	Graph	6	\$76,000.65	\$65,000.00	\$56,300.00	\$105,466.92

Latitude: 45.085226 Longitude: -93.49904

Employer Name/Worksite Address	Graph	Count	Mean Wage	Median Wage	Lowest Wage	Highest Wage
COOLSOFT LLC, 17233 72ND AVE N, MAPLE GROVE, MN (https://www.google.com/maps/place/17233%2072ND%20AVE%20N,MAPLE%20GROVE,MN)	Graph	1	\$79,000.00	\$79,000.00	\$79,000.00	\$79,000.00
COOLSOFT LLC, 17233 72ND AVENUE N, MAPLE GROVE, MN (https://www.google.com/maps/place/17233%2072ND%20AVENUE%20N,MAPLE%20GROVE,MN)	Graph	1	\$78,000.00	\$78,000.00	\$78,000.00	\$78,000.00
Totals	Graph	2	\$78,500.00	\$78,000.00	\$78,000.00	\$79,000.00

Latitude: 45.086183 Longitude: -93.263363

Employer Name/Worksite Address	Graph	Count	Mean Wage	Median Wage	Lowest Wage	Highest Wage
CUMMINS INC., 6499 UNIVERSITY AVE, FRIDLEY, MN (https://www.google.com/maps/place/6499%20UNIVERSITY%20AVE,FRIDLEY,MN)	Graph	1	\$59,842.00	\$59,842.00	\$59,842.00	\$59,842.00
CUMMINS INC., 6499 UNIVERSITY AVENUE NE, FRIDLEY, MN (https://www.google.com/maps/place/6499%20UNIVERSITY%20AVENUE%20NE,FRIDLEY,MN)	Graph	2	\$62,171.00	\$62,171.00	\$62,171.00	\$62,171.00
Totals	Graph	3	\$61,394.67	\$62,171.00	\$59,842.00	\$62,171.00

Latitude: 45.086898 Longitude: -93.391894

Employer Name/Worksite Address	Graph	Count	Mean Wage	Median Wage	Lowest Wage	Highest Wage
THE MEYERS PRINTING COMPANIES, INC, 7277 BOONE AVE N, BROOKLYN PARK, MN (https://www.google.com/maps/place/7277%20BOONE%20AVE%20N,BROOKLYN%20PARK,MN)	Graph	1	\$50,294.00	\$50,294.00	\$50,294.00	\$50,294.00
Totals	Graph	1	\$50,294.00	\$50,294.00	\$50,294.00	\$50,294.00

Employer Name/Worksite Address	Graph	Count	Mean Wage	Median Wage	Lowest Wage	Highest Wage
THE MEYERS PRINTING COMPANIES, INC, 7277 BOONE AVE N, BROOKLYN PARK, MN (https://www.google.com/maps/place/7277%20BOONE%20AVE%20N,BROOKLYN%20PARK,MN)	Graph	1	\$50,294.00	\$50,294.00	\$50,294.00	\$50,294.00
Totals	Graph	1	\$50,294.00	\$50,294.00	\$50,294.00	\$50,294.00

Latitude: 45.088214 Longitude: -93.391921

Employer Name/Worksite Address	Graph	Count	Mean Wage	Median Wage	Lowest Wage	Highest Wage
NKSM TECHNOLOGIES, INC., 7351 BOONE AVE N, BROOKLYN PARK, MN (https://www.google.com/maps/place/7351%20BOONE%20AVE%20%20N,BROOKLYN%20%20PARK,MN)	Graph	1	\$90,000.00	\$90,000.00	\$90,000.00	\$90,000.00
ITELLIGENCE, INC., 7351 BOONE AVENUE N., BROOKLYN PARK, MN (https://www.google.com/maps/place/7351%20BOONE%20AVENUE%20N.,BROOKLYN%20PARK,MN)	Graph	40	\$104,291.00	\$104,291.00	\$104,291.00	\$104,291.00
Totals	Graph	41	\$103,942.44	\$104,291.00	\$90,000.00	\$104,291.00

Latitude: 45.088978 Longitude: -93.046557

Employer Name/Worksite Address	Graph	Count	Mean Wage	Median Wage	Lowest Wage	Highest Wage
INNOCORE SOLUTIONS, INC, 4833 WHITE BEAR PARKWAY, WHITE BEAR LAKE, MN (https://www.google.com/maps/place/4833%20WHITE%20BEAR%20PARKWAY,WHITE%20BEAR%20LAKE,MN)	Graph	3	\$97,900.00	\$100,000.00	\$85,000.00	\$108,700.00
INGERSOLL RAND COMPANY, 4833 WHITE BEAR PARKWAY, ST. PAUL, MN (https://www.google.com/maps/place/4833%20WHITE%20BEAR%20PARKWAY,ST.%20PAUL,MN)	Graph	5	\$84,414.60	\$85,000.00	\$71,500.00	\$94,680.00
Totals	Graph	8	\$89,471.63	\$85,000.00	\$71,500.00	\$108,700.00

Latitude: 45.092329 Longitude: -93.395888

Employer Name/Worksite Address	Graph	Count	Mean Wage	Median Wage	Lowest Wage	Highest Wage
HCL AMERICA, INC., 7601 NORTHLAND DRIVE NORTH, BROOKLYN PARK, MN (https://www.google.com/maps/place/7601%20NORTHLAND%20DRIVE%20NORTH,BROOKLYN%20PARK,MN)	Graph	20	\$66,726.00	\$66,726.00	\$66,726.00	\$66,726.00
Totals	Graph	20	\$66,726.00	\$66,726.00	\$66,726.00	\$66,726.00

Latitude: 45.092558 Longitude: -93.395894

Employer Name/Worksite Address	Graph	Count	Mean Wage	Median Wage	Lowest Wage	Highest Wage
MEDTRONIC, INC., 7611 NORTHLAND DRIVE NORTH, BROOKLYN PARK, MN (https://www.google.com/maps/place/7611%20NORTHLAND%20DRIVE%20NORTH,BROOKLYN%20PARK,MN)	Graph	1	\$76,669.00	\$76,669.00	\$76,669.00	\$76,669.00
VEROTECH SOLUTIONS,LLC, 7611 NORTHLAND DR N, BROOKLYN PARK, MN (https://www.google.com/maps/place/7611%20NORTHLAND%20DR%20N,BROOKLYN%20PARK,MN)	Graph	1	\$74,880.00	\$74,880.00	\$74,880.00	\$74,880.00
VEROTECH SOLUTIONS,LLC, 7611 NORTHLAND DR N, MINNEAPOLIS, MN (https://www.google.com/maps/place/7611%20NORTHLAND%20DR%20N,MINNEAPOLIS,MN)	Graph	1	\$64,480.00	\$64,480.00	\$64,480.00	\$64,480.00
VSQUARE INFOTECH INC., 7611 NORTHLAND DR. N, BROOKLYN PARK, MN (https://www.google.com/maps/place/7611%20NORTHLAND%20DR.%20N,BROOKLYN%20PARK,MN)	Graph	1	\$60,000.00	\$60,000.00	\$60,000.00	\$60,000.00
Totals	Graph	4	\$69,007.25	\$64,480.00	\$60,000.00	\$76,669.00

Latitude: 45.093099 Longitude: -93.395775

Employer Name/Worksite Address	Graph	Count	Mean Wage	Median Wage	Lowest Wage	Highest Wage
HCL AMERICA, INC., 7601 NORTHLAND DRIVE SUITE 170, BROOKLYN PARK, MN (https://www.google.com/maps/place/7601%20NORTHLAND%20DRIVE%20SUITE%20170,BROOKLYN%20PARK,MN)	Graph	1	\$106,163.00	\$106,163.00	\$106,163.00	\$106,163.00
HCL AMERICA, INC., 7601 NORTHLAND DRIVE, SUITE 170, BROOKLYN PARK, MN (https://www.google.com/maps/place/7601%20NORTHLAND%20DRIVE,%20SUITE%20170,BROOKLYN%20PARK,MN)	Graph	1	\$71,490.00	\$71,490.00	\$71,490.00	\$71,490.00
Totals	Graph	2	\$88,826.50	\$71,490.00	\$71,490.00	\$106,163.00

Latitude: 45.093251 Longitude: -93.395778

Employer Name/Worksite Address	Graph	Count	Mean Wage	Median Wage	Lowest Wage	Highest Wage
CLOUDGAMUT, INC., 7611 NORTHLAND DRIVE, BROOKLYN PARK, MN (https://www.google.com/maps/place/7611%20NORTHLAND%20DRIVE,BROOKLYN%20PARK,MN)	Graph	1	\$75,000.00	\$75,000.00	\$75,000.00	\$75,000.00

Employer Name/Worksite Address	Graph	Count	Mean Wage	Median Wage	Lowest Wage	Highest Wage
MEDTRONIC, INC., 7611 NORTHLAND DR., NORTH BROOKLYN PARK, MN (https://www.google.com/maps/place/7611%20NORTHLAND%20DR.,NORTH%20BROOKLYN%20PARK,MN)	Graph	2	\$113,162.50	\$107,827.00	\$107,827.00	\$118,496.00
Totals	Graph	3	\$100,441.67	\$107,827.00	\$75,000.00	\$118,496.00

Latitude: 45.093759 Longitude: -93.427008

Employer Name/Employer Address	Graph	Count	Mean Wage	Median Wage	Lowest Wage	Highest Wage
EMBLEMATIC TECH SOLUTIONS, LLC, 11670 FOUNTAINS DR, SUITE#200, MINNEAPOLIS, MN (https://www.google.com/maps/place/11670%20FOUNTAINS%20DR,%20SUITE#200,MINNEAPOLIS,MN)	Graph	5	\$65,000.00	\$65,000.00	\$65,000.00	\$65,000.00
Totals	Graph	5	\$65,000.00	\$65,000.00	\$65,000.00	\$65,000.00

Employer Name/Worksite Address	Graph	Count	Mean Wage	Median Wage	Lowest Wage	Highest Wage
EMBLEMATIC TECH SOLUTIONS, LLC, 11670 FOUNTAINS DR, SUITE#200, MINNEAPOLIS, MN (https://www.google.com/maps/place/11670%20FOUNTAINS%20DR,%20SUITE#200,MINNEAPOLIS,MN)	Graph	2	\$65,000.00	\$65,000.00	\$65,000.00	\$65,000.00
Totals	Graph	2	\$65,000.00	\$65,000.00	\$65,000.00	\$65,000.00

Latitude: 45.094367 Longitude: -93.435435

Employer Name/Employer Address	Graph	Count	Mean Wage	Median Wage	Lowest Wage	Highest Wage
GREAT RIVER ENERGY, 12300 ELM CREEK BOULEVARD, MAPLE GROVE, MN (https://www.google.com/maps/place/12300%20ELM%20CREEK%20BOULEVARD,MAPLE%20GROVE,MN)	Graph	1	\$104,759.00	\$104,759.00	\$104,759.00	\$104,759.00
Totals	Graph	1	\$104,759.00	\$104,759.00	\$104,759.00	\$104,759.00

Employer Name/Worksite Address	Graph	Count	Mean Wage	Median Wage	Lowest Wage	Highest Wage
GREAT RIVER ENERGY, 12300 ELM CREEK BOULEVARD, MAPLE GROVE, MN (https://www.google.com/maps/place/12300%20ELM%20CREEK%20BOULEVARD,MAPLE%20GROVE,MN)	Graph	1	\$104,759.00	\$104,759.00	\$104,759.00	\$104,759.00
DELOITTE & TOUCHE LLP, 12300 ELM CREEK BLVD N, MAPLE GROVE, MN (https://www.google.com/maps/place/12300%20ELM%20CREEK%20BLVD%20N,MAPLE%20GROVE,MN)	Graph	15	\$53,000.00	\$53,000.00	\$53,000.00	\$53,000.00
Totals	Graph	16	\$56,234.94	\$53,000.00	\$53,000.00	\$104,759.00

Latitude: 45.096081 Longitude: -93.238053

Employer Name/Worksite Address	Graph	Count	Mean Wage	Median Wage	Lowest Wage	Highest Wage
MEDTRONIC, INC., 7000 CENTRAL AVE., FRIDLEY, MN (https://www.google.com/maps/place/7000%20CENTRAL%20AVE.,FRIDLEY,MN)	Graph	1	\$77,500.00	\$77,500.00	\$77,500.00	\$77,500.00
MEDTRONIC, INC., 7000 CENTRAL AVENUE, FRIDLEY, MN (https://www.google.com/maps/place/7000%20CENTRAL%20AVENUE,FRIDLEY,MN)	Graph	1	\$97,157.00	\$97,157.00	\$97,157.00	\$97,157.00
MEDTRONIC, INC., 7000 CENTRAL AVE. NE, MINNEAPOLIS, MN (https://www.google.com/maps/place/7000%20CENTRAL%20AVE.%20NE,MINNEAPOLIS,MN)	Graph	2	\$85,030.00	\$85,030.00	\$85,030.00	\$85,030.00
GLOBALLOGIC, INC., 7000 CENTRAL AVE NE, MINNEAPOLIS, MN (https://www.google.com/maps/place/7000%20CENTRAL%20AVE%20NE,MINNEAPOLIS,MN)	Graph	4	\$83,300.00	\$70,720.00	\$64,480.00	\$104,000.00
MEDTRONIC, INC., 7000 CENTRAL AVENUE NE, MINNEAPOLIS, MN (https://www.google.com/maps/place/7000%20CENTRAL%20AVENUE%20NE,MINNEAPOLIS,MN)	Graph	4	\$94,713.50	\$93,500.00	\$78,354.00	\$103,500.00
MEDTRONIC, INC., 7000 CENTRAL AVE. NE, FRIDLEY, MN (https://www.google.com/maps/place/7000%20CENTRAL%20AVE.%20NE,FRIDLEY,MN)	Graph	8	\$89,253.13	\$83,900.00	\$64,357.00	\$130,000.00
WIPRO LIMITED, 7000 CENTRAL AVE NE, FRIDLEY, MN (https://www.google.com/maps/place/7000%20CENTRAL%20AVE%20NE,FRIDLEY,MN)	Graph	8	\$74,430.25	\$68,557.00	\$64,480.00	\$93,080.00
VEROTECH SOLUTIONS,LLC, 7000 CENTRAL AVENUE NE, FRIDLEY, MN (https://www.google.com/maps/place/7000%20CENTRAL%20AVENUE%20NE,FRIDLEY,MN)	Graph	10	\$85,804.00	\$77,917.00	\$62,733.00	\$108,264.00

Employer Name/Worksite Address	Graph	Count	Mean Wage	Median Wage	Lowest Wage	Highest Wage
Totals	Graph	38	\$84,849.42	\$80,808.00	\$62,733.00	\$130,000.00

Latitude: 45.096971 Longitude: -93.254709

Employer Name/Worksite Address	Graph	Count	Mean Wage	Median Wage	Lowest Wage	Highest Wage
M9 CONSULTING INC., 7601 PENN AVE. S, MINNEAPOLIS, MN (https://www.google.com/maps/place/7601%20PENN%20AVE.%20S,MINNEAPOLIS,MN)	Graph	1	\$78,000.00	\$78,000.00	\$78,000.00	\$78,000.00
MEDTRONIC, INC., 8200 CORAL SEA STREET NE, MOUNDS VIEW, MN (https://www.google.com/maps/place/8200%20CORAL%20SEA%20STREET%20NE,MOUNDS%20VIEW,MN)	Graph	1	\$80,000.00	\$80,000.00	\$80,000.00	\$80,000.00
POPULUS GROUP LLC, 7000 CENTRAL AVE NE, MINNEAPOLIS, MN (https://www.google.com/maps/place/7000%20CENTRAL%20AVE%20NE,MINNEAPOLIS,MN)	Graph	1	\$156,000.00	\$156,000.00	\$156,000.00	\$156,000.00
PRIME CONSULTING LLC, 7601 PENN AVENUE S, RICHFIELD, MN (https://www.google.com/maps/place/7601%20PENN%20AVENUE%20S,RICHFIELD,MN)	Graph	1	\$80,000.00	\$80,000.00	\$80,000.00	\$80,000.00
CUMMINS INC., 3850 VICTORIA ST N, SHOREVIEW, MN (https://www.google.com/maps/place/3850%20VICTORIA%20ST%20N,SHOREVIEW,MN)	Graph	4	\$65,437.00	\$65,437.00	\$65,437.00	\$65,437.00
Totals	Graph	8	\$81,968.50	\$65,437.00	\$65,437.00	\$156,000.00

Latitude: 45.097521 Longitude: -93.237704

Employer Name/Worksite Address	Graph	Count	Mean Wage	Median Wage	Lowest Wage	Highest Wage
WIPRO LIMITED, 7000, CENTRAL AVE NE, MINNEAPOLIS, MN (https://www.google.com/maps/place/7000,%20CENTRAL%20AVE%20NE,MINNEAPOLIS,MN)	Graph	1	\$64,522.00	\$64,522.00	\$64,522.00	\$64,522.00
Totals	Graph	1	\$64,522.00	\$64,522.00	\$64,522.00	\$64,522.00

Latitude: 45.097936 Longitude: -93.441718

Employer Name/Worksite Address	Graph	Count	Mean Wage	Median Wage	Lowest Wage	Highest Wage
MAJESCO, 7950 MAIN STREET N, MAPLE GROVE, MN (https://www.google.com/maps/place/7950%20MAIN%20STREET%20N,MAPLE%20GROVE,MN)	Graph	1	\$83,480.00	\$83,480.00	\$83,480.00	\$83,480.00
Totals	Graph	1	\$83,480.00	\$83,480.00	\$83,480.00	\$83,480.00

Latitude: 45.098633 Longitude: -93.239307

Employer Name/Worksite Address	Graph	Count	Mean Wage	Median Wage	Lowest Wage	Highest Wage
FUJITSU AMERICA, INC., 1250 72ND AVENUE, NE, FRIDLEY, MN (https://www.google.com/maps/place/1250%2072ND%20AVENUE,%20NE,FRIDLEY,MN)	Graph	1	\$75,626.00	\$75,626.00	\$75,626.00	\$75,626.00
Totals	Graph	1	\$75,626.00	\$75,626.00	\$75,626.00	\$75,626.00

Latitude: 45.098635 Longitude: -94.53992

Employer Name/Worksite Address	Graph	Count	Mean Wage	Median Wage	Lowest Wage	Highest Wage
QUADION LLC, MINNESOTA RUBBER & PLASTICS, LITCHFIELD, MN (https://www.google.com/maps/place/MINNESOTA%20RUBBER%20%26%20PLASTICS,LITCHFIELD,MN)	Graph	1	\$61,214.00	\$61,214.00	\$61,214.00	\$61,214.00
Totals	Graph	1	\$61,214.00	\$61,214.00	\$61,214.00	\$61,214.00

Latitude: 45.098829 Longitude: -93.194

Employer Name/Employer Address	Graph	Count	Mean Wage	Median Wage	Lowest Wage	Highest Wage
MULTI-TECH SYSTEMS, INC., 2205 WOODALE DRIVE, MOUNDS VIEW, MN (https://www.google.com/maps/place/2205%20WOODALE%20DRIVE,MOUNDS%20VIEW,MN)	Graph	1	\$76,000.00	\$76,000.00	\$76,000.00	\$76,000.00
Totals	Graph	1	\$76,000.00	\$76,000.00	\$76,000.00	\$76,000.00

Employer Name/Worksite Address	Graph	Count	Mean Wage	Median Wage	Lowest Wage	Highest Wage
MULTI-TECH SYSTEMS, INC., 2205 WOODALE DRIVE, MOUNDS VIEW, MN (https://www.google.com/maps/place/2205%20WOODALE%20DRIVE,MOUNDS%20VIEW,MN)	Graph	1	\$76,000.00	\$76,000.00	\$76,000.00	\$76,000.00
Totals	Graph	1	\$76,000.00	\$76,000.00	\$76,000.00	\$76,000.00

Latitude: 45.100057 Longitude: -93.188992

Employer Name/Employer Address	Graph	Count	Mean Wage	Median Wage	Lowest Wage	Highest Wage
MINNPAR, LLC, 5273 PROGRAM AVENUE, MOUNDS VIEW, MN (https://www.google.com/maps/place/5273%20PROGRAM%20AVENUE,MOUNDS%20VIEW,MN)	Graph	1	\$40,000.00	\$40,000.00	\$40,000.00	\$40,000.00
Totals	Graph	1	\$40,000.00	\$40,000.00	\$40,000.00	\$40,000.00

Employer Name/Worksite Address	Graph	Count	Mean Wage	Median Wage	Lowest Wage	Highest Wage
MINNPAR, LLC, 5273 PROGRAM AVENUE, MOUNDS VIEW, MN (https://www.google.com/maps/place/5273%20PROGRAM%20AVENUE,MOUNDS%20VIEW,MN)	Graph	1	\$40,000.00	\$40,000.00	\$40,000.00	\$40,000.00
Totals	Graph	1	\$40,000.00	\$40,000.00	\$40,000.00	\$40,000.00

Latitude: 45.100378 Longitude: -93.237033

Employer Name/Worksite Address	Graph	Count	Mean Wage	Median Wage	Lowest Wage	Highest Wage
INFOSYS LIMITED, 1400 73RD AVE NE, MINNEAPOLIS, MN (https://www.google.com/maps/place/1400%2073RD%20AVE%20NE,MINNEAPOLIS,MN)	Graph	1	\$77,771.00	\$77,771.00	\$77,771.00	\$77,771.00
KPIT INFOSYSTEMS, INC., CUMMINS INC., MINNEAPOLIS, MN (https://www.google.com/maps/place/CUMMINS%20INC.,MINNEAPOLIS,MN)	Graph	1	\$72,545.00	\$72,545.00	\$72,545.00	\$72,545.00
CUMMINS INC., 1400 73RD AVENUE NE, FRIDLEY, MN (https://www.google.com/maps/place/1400%2073RD%20AVENUE%20NE,FRIDLEY,MN)	Graph	25	\$71,878.00	\$71,490.00	\$59,779.00	\$88,000.00
CUMMINS INC., 1400 73RD AVE NE, FRIDLEY, MN (https://www.google.com/maps/place/1400%2073RD%20AVE%20NE,FRIDLEY,MN)	Graph	51	\$66,217.04	\$65,437.00	\$50,294.00	\$99,486.00
Totals	Graph	78	\$68,260.71	\$65,437.00	\$50,294.00	\$99,486.00

Latitude: 45.101566 Longitude: -95.041925

Employer Name/Worksite Address	Graph	Count	Mean Wage	Median Wage	Lowest Wage	Highest Wage
AFFILIATED COMMUNITY MEDICAL CENTERS, P.A., WILLMAR REGIONAL CANCER CENTER, WILLMAR, MN (https://www.google.com/maps/place/WILLMAR%20REGIONAL%20CANCER%20CENTER,WILLMAR,MN)	Graph	1	\$250,000.00	\$250,000.00	\$250,000.00	\$250,000.00
AFFILIATED COMMUNITY MEDICAL CENTERS, P.A., RICE MEMORIAL HOSPITAL, WILLMAR, MN (https://www.google.com/maps/place/RICE%20MEMORIAL%20HOSPITAL,WILLMAR,MN)	Graph	2	\$187,200.00	\$187,200.00	\$187,200.00	\$187,200.00
WESTBERG EISCHENS, PLLP, 217 INDUSTRIAL DRIVE SW, WILLMAR, MN (https://www.google.com/maps/place/217%20INDUSTRIAL%20DRIVE%20SW,WILLMAR,MN)	Graph	2	\$40,518.00	\$40,518.00	\$40,518.00	\$40,518.00
Totals	Graph	5	\$141,087.20	\$187,200.00	\$40,518.00	\$250,000.00

Latitude: 45.10333 Longitude: -93.467865

Employer Name/Worksite Address	Graph	Count	Mean Wage	Median Wage	Lowest Wage	Highest Wage
BOSTON SCIENTIFIC CORPORATION, THREE SCIMED PLACE, MAPLE GROVE, MN (https://www.google.com/maps/place/THREE%20SCIMED%20PLACE,MAPLE%20GROVE,MN)	Graph	1	\$51,709.00	\$51,709.00	\$51,709.00	\$51,709.00
BOSTON SCIENTIFIC CORPORATION, 1 SCIMED PLACE, MAPLE GROVE, MN (https://www.google.com/maps/place/1%20SCIMED%20PLACE,MAPLE%20GROVE,MN)	Graph	2	\$73,278.50	\$64,418.00	\$64,418.00	\$82,139.00
BOSTON SCIENTIFIC CORPORATION, 3 SCIMED PLACE, MAPLE GROVE, MN (https://www.google.com/maps/place/3%20SCIMED%20PLACE,MAPLE%20GROVE,MN)	Graph	3	\$68,203.33	\$76,669.00	\$51,272.00	\$76,669.00
REVEREIT LLC, ONE SCIMED PLACE, MAPLE GROVE, MN (https://www.google.com/maps/place/ONE%20SCIMED%20PLACE,MAPLE%20GROVE,MN)	Graph	5	\$75,748.80	\$73,320.00	\$59,842.00	\$103,542.00
Totals	Graph	11	\$71,056.36	\$73,320.00	\$51,272.00	\$103,542.00

Latitude: 45.109536 Longitude: -93.328658

Employer Name/Employer Address	Graph	Count	Mean Wage	Median Wage	Lowest Wage
JOYOUS CARE & FAMILY PRESERVATION SERVICES, INC., 8525 EDINBROOK CROSSING, SUITE 107C, BROOKLYN PARK, MN (https://www.google.com/maps/place/8525%20EDINBROOK%20CROSSING,%20SUITE%20107C,BROOKLYN%20PARK,MN)	Graph	1	\$41,500.00	\$41,500.00	\$41,500.00
Totals	Graph	1	\$41,500.00	\$41,500.00	\$41,500.00

Employer Name/Worksite Address	Graph	Count	Mean Wage	Median Wage	Lowest Wage
JOYOUS CARE & FAMILY PRESERVATION SERVICES, INC., 8525 EDINBROOK CROSSING, SUITE 107C, BROOKLYN PARK, MN (https://www.google.com/maps/place/8525%20EDINBROOK%20CROSSING,%20SUITE%20107C,BROOKLYN%20PARK,MN)	Graph	1	\$41,500.00	\$41,500.00	\$41,500.00
Totals	Graph	1	\$41,500.00	\$41,500.00	\$41,500.00

Latitude: 45.112077 Longitude: -93.430838

Employer Name/Worksite Address	Graph	Count	Mean Wage	Median Wage	Lowest Wage	Highest Wage
RRC POWER & ENERGY, LLC, 11282 86TH AVE N., MAPLE GROVE, MN (https://www.google.com/maps/place/11282%2086TH%20AVE%20N.,MAPLE%20GROVE,MN)	Graph	1	\$59,696.00	\$59,696.00	\$59,696.00	\$59,696.00
Totals	Graph	1	\$59,696.00	\$59,696.00	\$59,696.00	\$59,696.00

Latitude: 45.112546 Longitude: -93.268929

Employer Name/Employer Address	Graph	Count	Mean Wage	Median Wage	Lowest Wage	Highest Wage
MICRO CONTROL COMPANY, 7956 MAIN STREET NORTHEAST, MINNEAPOLIS, MN (https://www.google.com/maps/place/7956%20MAIN%20STREET%20NORTHEAST,MINNEAPOLIS,MN)	Graph	1	\$85,696.00	\$85,696.00	\$85,696.00	\$85,696.00
Totals	Graph	1	\$85,696.00	\$85,696.00	\$85,696.00	\$85,696.00

Employer Name/Worksite Address	Graph	Count	Mean Wage	Median Wage	Lowest Wage	Highest Wage
MICRO CONTROL COMPANY, 7956 MAIN STREET NORTHEAST, MINNEAPOLIS, MN (https://www.google.com/maps/place/7956%20MAIN%20STREET%20NORTHEAST,MINNEAPOLIS,MN)	Graph	1	\$85,696.00	\$85,696.00	\$85,696.00	\$85,696.00
Totals	Graph	1	\$85,696.00	\$85,696.00	\$85,696.00	\$85,696.00

Latitude: 45.115511 Longitude: -93.198798

Employer Name/Worksite Address	Graph	Count	Mean Wage	Median Wage	Lowest Wage	Highest Wage
ISTHMUS ENGINEERING, INC., 500 JACKSON STREET, ST. PAUL, MN (https://www.google.com/maps/place/500%20JACKSON%20STREET,ST.%20PAUL,MN)	Graph	1	\$52,000.00	\$52,000.00	\$52,000.00	\$52,000.00

Employer Name/Worksite Address	Graph	Count	Mean Wage	Median Wage	Lowest Wage	Highest Wage
Totals	Graph	1	\$52,000.00	\$52,000.00	\$52,000.00	\$52,000.00

Latitude: 45.116164 Longitude: -93.388712

Employer Name/Worksite Address	Graph	Count	Mean Wage	Median Wage	Lowest Wage	Highest Wage
QUANTRONIC CORPORATION, 8300 89TH AVENUE NORTH, BROOKLYN PARK, MN (https://www.google.com/maps/place/8300%2089TH%20AVENUE%20NORTH,BROOKLYN%20PARK,MN)	Graph	1	\$70,720.00	\$70,720.00	\$70,720.00	\$70,720.00
QUANTRONIC CORPORATION, 8300 89TH AVENUE NORTH, MINNEAPOLIS, MN (https://www.google.com/maps/place/8300%2089TH%20AVENUE%20NORTH,MINNEAPOLIS,MN)	Graph	1	\$67,496.00	\$67,496.00	\$67,496.00	\$67,496.00
Totals	Graph	2	\$69,108.00	\$67,496.00	\$67,496.00	\$70,720.00

Employer Name/Worksite Address	Graph	Count	Mean Wage	Median Wage	Lowest Wage	Highest Wage
QUANTRONIC CORPORATION, 8300 89TH AVENUE NORTH, BROOKLYN PARK, MN (https://www.google.com/maps/place/8300%2089TH%20AVENUE%20NORTH,BROOKLYN%20PARK,MN)	Graph	1	\$70,720.00	\$70,720.00	\$70,720.00	\$70,720.00
QUANTRONIC CORPORATION, 8300 89TH AVENUE NORTH, MINNEAPOLIS, MN (https://www.google.com/maps/place/8300%2089TH%20AVENUE%20NORTH,MINNEAPOLIS,MN)	Graph	1	\$67,496.00	\$67,496.00	\$67,496.00	\$67,496.00
Totals	Graph	2	\$69,108.00	\$67,496.00	\$67,496.00	\$70,720.00

Latitude: 45.117291 Longitude: -93.402125

Employer Name/Worksite Address	Graph	Count	Mean Wage	Median Wage	Lowest Wage	Highest Wage
LAWINGER CONSULTING, INC., 106 CENTRAL AVENUE, OSSEO, MN (https://www.google.com/maps/place/106%20CENTRAL%20AVENUE,OSSEO,MN)	Graph	1	\$77,917.00	\$77,917.00	\$77,917.00	\$77,917.00
Totals	Graph	1	\$77,917.00	\$77,917.00	\$77,917.00	\$77,917.00

Employer Name/Worksite Address	Graph	Count	Mean Wage	Median Wage	Lowest Wage	Highest Wage
LAWINGER CONSULTING, INC., 106 CENTRAL AVENUE, OSSEO, MN (https://www.google.com/maps/place/106%20CENTRAL%20AVENUE,OSSEO,MN)	Graph	1	\$77,917.00	\$77,917.00	\$77,917.00	\$77,917.00
Totals	Graph	1	\$77,917.00	\$77,917.00	\$77,917.00	\$77,917.00

Latitude: 45.118295 Longitude: -95.053155

Employer Name/Worksite Address	Graph	Count	Mean Wage	Median Wage	Lowest Wage	Highest Wage
INDEPENDENT SCHOOL DISTRICT #347, 512 8TH ST SW, WILLMAR, MN (https://www.google.com/maps/place/512%208TH%20ST%20SW,WILLMAR,MN)	Graph	1	\$41,196.00	\$41,196.00	\$41,196.00	\$41,196.00
Totals	Graph	1	\$41,196.00	\$41,196.00	\$41,196.00	\$41,196.00

Latitude: 45.119217 Longitude: -93.50643

Employer Name/Worksite Address	Graph	Count	Mean Wage	Median Wage	Lowest Wage	Highest Wage
OPTUM SERVICES, INC., 9060 PEONY LANE, N, MAPLE GROVE, MN (https://www.google.com/maps/place/9060%20PEONY%20LANE,%20N,MAPLE%20GROVE,MN)	Graph	1	\$96,775.00	\$96,775.00	\$96,775.00	\$96,775.00
Totals	Graph	1	\$96,775.00	\$96,775.00	\$96,775.00	\$96,775.00

Latitude: 45.119233 Longitude: -93.185828

Employer Name/Worksite Address	Graph	Count	Mean Wage	Median Wage	Lowest Wage	Highest Wage
SIEMENS PLM SOFTWARE, INC., 5953 RICE CREEK PARKWAY, SHOREVIEW, MN (https://www.google.com/maps/place/5953%20RICE%20CREEK%20PARKWAY,SHOREVIEW,MN)	Graph	1	\$85,476.36	\$85,476.36	\$85,476.36	\$85,476.36
Totals	Graph	1	\$85,476.36	\$85,476.36	\$85,476.36	\$85,476.36

Latitude: 45.11949 Longitude: -93.337147

Employer Name/Worksite Address	Graph	Count	Mean Wage	Median Wage	Lowest Wage	Highest Wage
EASYPAY SOLUTIONS INC, EASYPAY SOLUTIONS INC, BROOKLYN PARK, MN (https://www.google.com/maps/place/EASYPAY%20SOLUTIONS%20INC,BROOKLYN%20PARK,MN)	Graph	18	\$65,000.00	\$65,000.00	\$65,000.00	\$65,000.00
Totals	Graph	18	\$65,000.00	\$65,000.00	\$65,000.00	\$65,000.00

Latitude: 45.119775 Longitude: -93.185476

Employer Name/Worksite Address	Graph	Count	Mean Wage	Median Wage	Lowest Wage	Highest Wage
SIEMENS PLM SOFTWARE INC., 5939 RICE CREEK PARKWAY, SHOREVIEW, MN (https://www.google.com/maps/place/5939%20RICE%20CREEK%20PARKWAY,SHOREVIEW,MN)	Graph	3	\$75,003.00	\$65,823.00	\$65,823.00	\$93,363.00
Totals	Graph	3	\$75,003.00	\$65,823.00	\$65,823.00	\$93,363.00

Latitude: 45.120417 Longitude: -95.046546

Employer Name/Worksite Address	Graph	Count	Mean Wage	Median Wage	Lowest Wage	Highest Wage
ST. JOHN HOSPITAL AND MEDICAL CENTER, 301 BECKER AVENUE SW, WILLMAR, MN (https://www.google.com/maps/place/301%20BECKER%20AVENUE%20SW,WILLMAR,MN)	Graph	1	\$49,470.00	\$49,470.00	\$49,470.00	\$49,470.00
ST. JOHN HOSPITAL AND MEDICAL CENTER, 301 BECKER AVE SW, WILLMAR, MN (https://www.google.com/maps/place/301%20BECKER%20AVE%20SW,WILLMAR,MN)	Graph	2	\$50,980.00	\$50,980.00	\$50,980.00	\$50,980.00
Totals	Graph	3	\$50,476.67	\$50,980.00	\$49,470.00	\$50,980.00

Latitude: 45.120598 Longitude: -93.184776

Employer Name/Employer Address	Graph	Count	Mean Wage	Median Wage	Lowest Wage	Highest Wage
MSP CORPORATION, 5910 RICE CREEK PARKWAY, SHOREVIEW, MN (https://www.google.com/maps/place/5910%20RICE%20CREEK%20PARKWAY,SHOREVIEW,MN)	Graph	1	\$71,490.00	\$71,490.00	\$71,490.00	\$71,490.00
Totals	Graph	1	\$71,490.00	\$71,490.00	\$71,490.00	\$71,490.00

Employer Name/Worksite Address	Graph	Count	Mean Wage	Median Wage	Lowest Wage	Highest Wage
MSP CORPORATION, 5910 RICE CREEK PARKWAY, SHOREVIEW, MN (https://www.google.com/maps/place/5910%20RICE%20CREEK%20PARKWAY,SHOREVIEW,MN)	Graph	1	\$71,490.00	\$71,490.00	\$71,490.00	\$71,490.00
Totals	Graph	1	\$71,490.00	\$71,490.00	\$71,490.00	\$71,490.00

Latitude: 45.120777 Longitude: -93.198705

Employer Name/Worksite Address	Graph	Count	Mean Wage	Median Wage	Lowest Wage	Highest Wage
INFOBAHN SOFTWARE, INC, 8200 CORAL SEA STREET NE, MOUNDS VIEW, MN (https://www.google.com/maps/place/8200%20CORAL%20SEA%20STREET%20NE,MOUNDS%20VIEW,MN)	Graph	1	\$60,000.00	\$60,000.00	\$60,000.00	\$60,000.00
Totals	Graph	1	\$60,000.00	\$60,000.00	\$60,000.00	\$60,000.00

Latitude: 45.123145 Longitude: -93.371633						
Employer Name/Worksite Address	Graph	Count	Mean Wage	Median Wage	Lowest Wage	Highest Wage
PACE SOLUTIONS, INC., 9600 LOUISIANA AVE N, BROOKLYN PARK, MN (https://www.google.com/maps/place/9600%20LOUISIANA%20AVE%20N,BROOKLYN%20PARK,MN)	Graph	1	\$75,000.00	\$75,000.00	\$75,000.00	\$75,000.00
Totals	Graph	1	\$75,000.00	\$75,000.00	\$75,000.00	\$75,000.00

Latitude: 45.123261 Longitude: -93.379727						
Employer Name/Worksite Address	Graph	Count	Mean Wage	Median Wage	Lowest Wage	Highest Wage
L&T TECHNOLOGY SERVICES LIMITED, CATERPILLAR INC.,, BROOKLYN PARK, MN (https://www.google.com/maps/place/CATERPILLAR%20INC.,,BROOKLYN%20PARK,MN)	Graph	1	\$62,000.00	\$62,000.00	\$62,000.00	\$62,000.00
TITAN DATA GROUP INC, 7000 TARGET PARKWAY NORTH, MN 55445., BROOKLYN PARK, MN (https://www.google.com/maps/place/7000%20TARGET%20PARKWAY%20NORTH,%20MN%2055445.,BROOKLYN%20PARK,MN)	Graph	1	\$90,000.00	\$90,000.00	\$90,000.00	\$90,000.00
Totals	Graph	2	\$76,000.00	\$62,000.00	\$62,000.00	\$90,000.00

Latitude: 45.123514 Longitude: -93.198877						
Employer Name/Worksite Address	Graph	Count	Mean Wage	Median Wage	Lowest Wage	Highest Wage
IBM INDIA PRIVATE LIMITED, 8200 CORAL SE STREET NE, MOUNDS VIEW, MN (https://www.google.com/maps/place/8200%20CORAL%20SE%20STREET%20NE,MOUNDS%20VIEW,MN)	Graph	1	\$82,187.00	\$82,187.00	\$82,187.00	\$82,187.00
IBM INDIA PRIVATE LIMITED, 8200 CORAL SEA ST NE, SAINT PAUL, MN (https://www.google.com/maps/place/8200%20CORAL%20SEA%20ST%20NE,SAINT%20PAUL,MN)	Graph	1	\$81,837.00	\$81,837.00	\$81,837.00	\$81,837.00
IBM INDIA PRIVATE LIMITED, 8200 CORAL SEA STREET NE, SAINT PAUL, MN (https://www.google.com/maps/place/8200%20CORAL%20SEA%20STREET%20NE,SAINT%20PAUL,MN)	Graph	1	\$74,825.00	\$74,825.00	\$74,825.00	\$74,825.00
IBM INDIA PRIVATE LIMITED, 8200&NBSP;CORAL&NBSP;SEA&NBSP;STREET&NBSP;NE, MOUNDS&NBSP;VIEW, MN (https://www.google.com/maps/place/8200%26NBSP;CORAL%26NBSP;SEA%26NBSP;STREET%26NBSP;NE,MOUNDS%26NBSP;VIEW,MN)	Graph	1	\$73,625.00	\$73,625.00	\$73,625.00	\$73,625.00
MEDTRONIC, INC., 8200 CORAL SEA STEET NE, MOUNDS VIEW, MN (https://www.google.com/maps/place/8200%20CORAL%20SEA%20STEET%20NE,MOUNDS%20VIEW,MN)	Graph	1	\$81,723.12	\$81,723.12	\$81,723.12	\$81,723.12
PALAYEKAR COMPANIES, INC, 8200 CORAL SEA STREET N.E, MOUNDS VIEW, MN (https://www.google.com/maps/place/8200%20CORAL%20SEA%20STREET%20N.E,MOUNDS%20VIEW,MN)	Graph	1	\$80,000.00	\$80,000.00	\$80,000.00	\$80,000.00
SELECT SOURCE INTERNATIONAL, MEDTRONIC, 8200 CORAL SEA STREET NE, MOUNDS VIEW, MN (https://www.google.com/maps/place/MEDTRONIC,%208200%20CORAL%20SEA%20STREET%20NE,MOUNDS%20VIEW,MN)	Graph	1	\$89,440.00	\$89,440.00	\$89,440.00	\$89,440.00
TRELLIS TECHNOLOGY SOLUTIONS, LLC, 8200 CORAL SEE ST NE, MOUNDS VIEW, MN (https://www.google.com/maps/place/8200%20CORAL%20SEE%20ST%20NE,MOUNDS%20VIEW,MN)	Graph	1	\$66,000.00	\$66,000.00	\$66,000.00	\$66,000.00
UKTHA GLOBAL, INC., 8200 CORAL SEA ST NE, ST PAUL, MN (https://www.google.com/maps/place/8200%20CORAL%20SEA%20ST%20NE,ST%20PAUL,MN)	Graph	1	\$62,733.00	\$62,733.00	\$62,733.00	\$62,733.00
WEBILENT TECHNOLOGY INC, 8200 CORAL SEA ST, NE, MOUNDS VIEW, MN (https://www.google.com/maps/place/8200%20CORAL%20SEA%20ST,%20NE,MOUNDS%20VIEW,MN)	Graph	1	\$78,000.00	\$78,000.00	\$78,000.00	\$78,000.00
E-NEXUS INC, 8200 CORAL SEA ST NE., MOUNDS VIEW, MN (https://www.google.com/maps/place/8200%20CORAL%20SEA%20ST%20NE.,MOUNDS%20VIEW,MN)	Graph	2	\$70,920.00	\$62,000.00	\$62,000.00	\$70,920.00
MEDTRONIC, INC., 8200 CORAL SEA STREET N.E., MOUNDS VIEW, MN (https://www.google.com/maps/place/8200%20CORAL%20SEA%20STREET%20N.E.,MOUNDS%20VIEW,MN)	Graph	2	\$119,995.54	\$119,995.54	\$119,995.54	\$119,995.54
RECRUITING MINDS INC., 8200 CORAL SEA ST. N.E, MOUNDS VIEW, MN (https://www.google.com/maps/place/8200%20CORAL%20SEA%20ST.%20N.E,MOUNDS%20VIEW,MN)	Graph	2	\$85,000.00	\$85,000.00	\$85,000.00	\$85,000.00
VIRTUOSO TECHNOLOGIES, INC., 8200 CORAL SEA ST NE, ST.PAUL, MN (https://www.google.com/maps/place/8200%20CORAL%20SEA%20ST%20NE,ST.PAUL,MN)	Graph	2	\$70,000.00	\$70,000.00	\$70,000.00	\$70,000.00
IBM INDIA PRIVATE LIMITED, 8200 CORAL SEA STREET NE, SAINT PAUL, MN (https://www.google.com/maps/place/8200%20CORAL%20SEA%20STREET%20NE,SAINT%20PAUL,MN)	Graph	5	\$78,578.20	\$77,733.00	\$77,733.00	\$78,578.20
IBM INDIA PRIVATE LIMITED, 8200 CORAL SEA STREET NORTH EAST, MOUNDS VIEW, MN (https://www.google.com/maps/place/8200%20CORAL%20SEA%20STREET%20NORTH%20EAST,MOUNDS%20VIEW,MN)	Graph	5	\$81,491.00	\$81,491.00	\$81,491.00	\$81,491.00
MASTECH DIGITAL TECHNOLOGIES, INC., A MASTECH DIGITAL, INC. COMPANY, 8200 CORAL SEA ST NE., MINNEAPOLIS, MN (https://www.google.com/maps/place/8200%20CORAL%20SEA%20ST%20NE.,MINNEAPOLIS,MN)	Graph	6	\$93,080.00	\$93,080.00	\$93,080.00	\$93,080.00
OCTAHEDRON LLC, 8200 CORAL SEA ST NE, MOUNDSVIEW, MN (https://www.google.com/maps/place/8200%20CORAL%20SEA%20ST%20NE,MOUNDSVIEW,MN)	Graph	12	\$65,000.00	\$65,000.00	\$65,000.00	\$65,000.00

Employer Name/Worksite Address	Graph	Count	Mean Wage	Median Wage
DELOITTE CONSULTING LLP, 8200 CORAL SEA STREET NE, MOUNDSVIEW, MN (https://www.google.com/maps/place/8200%20CORAL%20SEA%20STREET%20NE,MOUNDSVIEW,MN)		15	\$93,955.00	\$93,955.00
ISR INFO WAY, INC., 8200 CORAL SEA ST. NE, MOUNDS VIEW, MN (https://www.google.com/maps/place/8200%20CORAL%20SEA%20ST.%20NE,MOUNDS%20VIEW,MN)		19	\$83,178.07	\$80,618.07
DELOITTE CONSULTING LLP, 8200 CORAL SEA STREET NE, ST. PAUL, MN (https://www.google.com/maps/place/8200%20CORAL%20SEA%20STREET%20NE,ST.%20PAUL,MN)		51	\$76,667.71	\$76,717.71
DELOITTE CONSULTING LLP, 8200 CORAL SEA STREET NORTHEAST, MOUNDS VIEW, MN (https://www.google.com/maps/place/8200%20CORAL%20SEA%20STREET%20NORTHEAST,MOUNDS%20VIEW,MN)		53	\$76,346.68	\$70,000.00
DELOITTE CONSULTING LLP, 8200 CORAL SEA STREET NE, MINNEAPOLIS, MN (https://www.google.com/maps/place/8200%20CORAL%20SEA%20STREET%20NE,MINNEAPOLIS,MN)		77	\$93,288.31	\$93,518.31
EVEREST COMPUTERS INC., 8200 CORAL SEA ST NE, MOUNDS VIEW, MN (https://www.google.com/maps/place/8200%20CORAL%20SEA%20ST%20NE,MOUNDS%20VIEW,MN)		103	\$79,412.64	\$78,712.64
MEDTRONIC, INC., 8200 CORAL SEA STREET NE, MOUNDS VIEW, MN (https://www.google.com/maps/place/8200%20CORAL%20SEA%20STREET%20NE,MOUNDS%20VIEW,MN)		188	\$84,586.70	\$81,000.00
Totals		552	\$82,993.05	\$80,000.00

Latitude: 45.123518 Longitude: -93.198745

Employer Name/Worksite Address	Graph	Count	Mean Wage	Median Wage	Lowest Wage	Highest Wage
IBM INDIA PRIVATE LIMITED, 8200 CORAL SEA STREET, SAINT PAUL, MN (https://www.google.com/maps/place/8200%20CORAL%20SEA%20STREET,SAINT%20PAUL,MN)		1	\$74,825.00	\$74,825.00	\$74,825.00	\$74,825.00
IPSS CORP., 8200 CORAL SEA STREET, MOUNDSVIEW, MN (https://www.google.com/maps/place/8200%20CORAL%20SEA%20STREET,MOUNDSVIEW,MN)		1	\$95,000.00	\$95,000.00	\$95,000.00	\$95,000.00
MEDTRONIC, INC., 8200 CORAL SEA ST, MOUNDS VIEW, MN (https://www.google.com/maps/place/8200%20CORAL%20SEA%20ST,MOUNDS%20VIEW,MN)		1	\$92,893.00	\$92,893.00	\$92,893.00	\$92,893.00
IBM INDIA PRIVATE LIMITED, 8200 CORAL SEA STREET, MOUNDS VIEW, MN (https://www.google.com/maps/place/8200%20CORAL%20SEA%20STREET,MOUNDS%20VIEW,MN)		4	\$77,552.25	\$77,771.00	\$60,700.00	\$89,901.00
DELOITTE CONSULTING LLP, 8200 CORAL SEA STREET, MINNEAPOLIS, MN (https://www.google.com/maps/place/8200%20CORAL%20SEA%20STREET,MINNEAPOLIS,MN)		15	\$83,000.00	\$83,000.00	\$83,000.00	\$83,000.00
Totals		22	\$82,633.05	\$83,000.00	\$60,700.00	\$95,000.00

Latitude: 45.124053 Longitude: -93.376679

Employer Name/Worksite Address	Graph	Count	Mean Wage	Median Wage	Lowest Wage	Highest Wage
STERIS CORPORATION, 9303 WEST BROADWAY AVENUE, BROOKLYN PARK, MN (https://www.google.com/maps/place/9303%20WEST%20BROADWAY%20AVENUE,BROOKLYN%20PARK,MN)		1	\$73,320.00	\$73,320.00	\$73,320.00	\$73,320.00
Totals		1	\$73,320.00	\$73,320.00	\$73,320.00	\$73,320.00

Latitude: 45.124066 Longitude: -93.530985

Employer Name/Worksite Address	Graph	Count	Mean Wage	Median Wage	Lowest Wage	Highest Wage
PHARMACEUTICAL RESEARCH ASSOCIATES, INC., 201 CHERRY TRAIL, MEDINA, MN (https://www.google.com/maps/place/201%20CHERRY%20TRAIL,MEDINA,MN)		1	\$89,000.00	\$89,000.00	\$89,000.00	\$89,000.00
Totals		1	\$89,000.00	\$89,000.00	\$89,000.00	\$89,000.00

Latitude: 45.124561 Longitude: -93.381767

Employer Name/Worksite Address	Graph	Count	Mean Wage	Median Wage	Lowest Wage	Highest Wage
NILFISK, INC., 9435 WINNETKA AVE N, BROOKLYN PARK, MN (https://www.google.com/maps/place/9435%20WINNETKA%20AVE%20N,BROOKLYN%20PARK,MN)		1	\$63,000.00	\$63,000.00	\$63,000.00	\$63,000.00

Employer Name/Employer Address	Graph	Count	Mean Wage	Median Wage	Lowest Wage	Highest Wage
Totals	Graph	1	\$63,000.00	\$63,000.00	\$63,000.00	\$63,000.00

Employer Name/Worksite Address	Graph	Count	Mean Wage	Median Wage	Lowest Wage	Highest Wage
SPERIDIAN TECHNOLOGIES, LLC, 9435 WINNETKA AVE NORTH, BROOKLYN PARK, MN (https://www.google.com/maps/place/9435%20WINNETKA%20AVE%20NORTH,BROOKLYN%20PARK,MN)	Graph	1	\$76,153.00	\$76,153.00	\$76,153.00	\$76,153.00
NILFISK, INC., 9435 WINNETKA AVE N, BROOKLYN PARK, MN (https://www.google.com/maps/place/9435%20WINNETKA%20AVE%20N,BROOKLYN%20PARK,MN)	Graph	3	\$70,008.67	\$73,513.00	\$63,000.00	\$73,513.00
Totals	Graph	4	\$71,544.75	\$73,513.00	\$63,000.00	\$76,153.00

Latitude: 45.12477 Longitude: -93.381636

Employer Name/Worksite Address	Graph	Count	Mean Wage	Median Wage	Lowest Wage	Highest Wage
AVANI TECHNOLOGY SOLUTIONS INC., 9450 WINNETKA AVENUE N, MINNEAPOLIS, MN (https://www.google.com/maps/place/9450%20WINNETKA%20AVENUE%20N,MINNEAPOLIS,MN)	Graph	1	\$64,501.00	\$64,501.00	\$64,501.00	\$64,501.00
REVEREIT LLC, 9450 WINNETKA AVE N., BROOKLYN PARK, MN (https://www.google.com/maps/place/9450%20WINNETKA%20AVE%20N.,BROOKLYN%20PARK,MN)	Graph	1	\$64,480.00	\$64,480.00	\$64,480.00	\$64,480.00
SMART SOLUTIONS, INC, 9450 WINNETKA AVE N., BROOKLYN PARK, MN (https://www.google.com/maps/place/9450%20WINNETKA%20AVE%20N.,BROOKLYN%20PARK,MN)	Graph	1	\$79,000.00	\$79,000.00	\$79,000.00	\$79,000.00
EMR IT SOLUTIONS, LLC, 9450 WINNETKA AVE. N, MINNEAPOLIS, MN (https://www.google.com/maps/place/9450%20WINNETKA%20AVE.%20N,MINNEAPOLIS,MN)	Graph	2	\$73,320.00	\$73,320.00	\$73,320.00	\$73,320.00
UNICON PHARMA, INC., 9450 WINNETKA AVE N, MINNEAPOLIS, MN (https://www.google.com/maps/place/9450%20WINNETKA%20AVE%20N,MINNEAPOLIS,MN)	Graph	3	\$77,771.00	\$77,771.00	\$77,771.00	\$77,771.00
Totals	Graph	8	\$73,491.75	\$73,320.00	\$64,480.00	\$79,000.00

Latitude: 45.125003 Longitude: -93.381768

Employer Name/Worksite Address	Graph	Count	Mean Wage	Median Wage	Lowest Wage	Highest Wage
WURTH IT USA INC., 9485 WINNETKA AVENUE NORTH, BROOKLYN PARK, MN (https://www.google.com/maps/place/9485%20WINNETKA%20AVENUE%20NORTH,BROOKLYN%20PARK,MN)	Graph	1	\$80,000.00	\$80,000.00	\$80,000.00	\$80,000.0
Totals	Graph	1	\$80,000.00	\$80,000.00	\$80,000.00	\$80,000.0

Latitude: 45.127717 Longitude: -93.383496

Employer Name/Worksite Address	Graph	Count	Mean Wage	Median Wage	Lowest Wage	Highest Wage
DELOITTE CONSULTING LLP, 7000 97TH AVE N., MN, BROOKLYN PARK, MN (https://www.google.com/maps/place/7000%2097TH%20AVE%20N,%20,%20MN,BROOKLYN%20PARK,MN)	Graph	15	\$91,915.00	\$91,915.00	\$91,915.00	\$91,915.00
Totals	Graph	15	\$91,915.00	\$91,915.00	\$91,915.00	\$91,915.00

Latitude: 45.12825 Longitude: -93.378631

Employer Name/Worksite Address	Graph	Count	Mean Wage	Median Wage	Lowest Wage	Highest Wage
SAIBERSYS INC, 7000 TARGET PKWY, BROOKLYN PARK, MN (https://www.google.com/maps/place/7000%20TARGET%20PKWY,BROOKLYN%20PARK,MN)	Graph	1	\$63,000.00	\$63,000.00	\$63,000.00	\$63,000.00
Totals	Graph	1	\$63,000.00	\$63,000.00	\$63,000.00	\$63,000.00

Latitude: 45.128717 Longitude: -93.235541

Employer Name/Employer Address	Graph	Count	Mean Wage	Median Wage	Lowest Wage	Highest Wage
SRS WEB SOLUTIONS INC., 8710 CENTRAL AVENUE NE, BLAINE, MN (https://www.google.com/maps/place/8710%20CENTRAL%20AVENUE%20NE,BLAINE,MN)	Graph	1	\$56,284.80	\$56,284.80	\$56,284.80	\$56,284.80
Totals	Graph	1	\$56,284.80	\$56,284.80	\$56,284.80	\$56,284.80

Employer Name/Worksite Address	Graph	Count	Mean Wage	Median Wage	Lowest Wage	Highest Wage
SRS WEB SOLUTIONS INC., 8710 CENTRAL AVENUE NE, BLAINE, MN (https://www.google.com/maps/place/8710%20CENTRAL%20AVENUE%20NE,BLAINE,MN)	Graph	1	\$56,284.80	\$56,284.80	\$56,284.80	\$56,284.80
Totals	Graph	1	\$56,284.80	\$56,284.80	\$56,284.80	\$56,284.80

Latitude: 45.130645 Longitude: -93.381702

Employer Name/Worksite Address	Graph	Count	Mean Wage	Median Wage	Lowest Wage	Highest Wage
BELLUS MANTRA, INC., 7000 97TH AVENUE N., BROOKLYN PARK, MN (https://www.google.com/maps/place/7000%2097TH%20AVENUE%20N.,BROOKLYN%20PARK,MN)	Graph	1	\$80,000.00	\$80,000.00	\$80,000.00	\$80,000.00
Totals	Graph	1	\$80,000.00	\$80,000.00	\$80,000.00	\$80,000.00

Latitude: 45.131464 Longitude: -93.27479

Employer Name/Worksite Address	Graph	Count	Mean Wage	Median Wage	Lowest Wage	Highest Wage
CITY GURUS INC, 8880 EVERGREEN BOULEVARD, COON RAPIDS, MN (https://www.google.com/maps/place/8880%20EVERGREEN%20BOULEVARD,COON%20RAPIDS,MN)	Graph	1	\$60,000.00	\$60,000.00	\$60,000.00	\$60,000.00
Totals	Graph	1	\$60,000.00	\$60,000.00	\$60,000.00	\$60,000.00

Latitude: 45.132952 Longitude: -93.369244

Employer Name/Worksite Address	Graph	Count	Mean Wage	Median Wage	Lowest Wage	Highest Wage
COMPUSOFT INTEGRATED SOLUTIONS, INC., 7000 TARGET PARKWAY, N BROOKLYN PARK, MN (https://www.google.com/maps/place/7000%20TARGET%20PARKWAY,N%20BROOKLYN%20PARK,MN)	Graph	2	\$75,075.00	\$71,500.00	\$71,500.00	\$78,650.00
SIRI INFOSOLUTIONS INC., 7000 TARGET PARKWAY N, BROOKLYN PARK, MN (https://www.google.com/maps/place/7000%20TARGET%20PARKWAY%20N,BROOKLYN%20PARK,MN)	Graph	2	\$78,000.00	\$78,000.00	\$78,000.00	\$78,000.00
TATA CONSULTANCY SERVICES LIMITED, 7000 TARGET PARKWAY NORTH, MINNEAPOLIS, MN (https://www.google.com/maps/place/7000%20TARGET%20PARKWAY%20NORTH,MINNEAPOLIS,MN)	Graph	2	\$64,628.50	\$60,700.00	\$60,700.00	\$68,557.00
TATA CONSULTANCY SERVICES LIMITED, 7000 TARGET PKWY N, BROOKLYN PARK, MN (https://www.google.com/maps/place/7000%20TARGET%20PKWY%20N,BROOKLYN%20PARK,MN)	Graph	4	\$67,909.00	\$68,557.00	\$64,522.00	\$70,000.00
MASTECH DIGITAL TECHNOLOGIES, INC., A MASTECH DIGITAL, INC. COMPANY, 7000 TARGET PARKWAY, MINNEAPOLIS, MN (https://www.google.com/maps/place/7000%20TARGET%20PARKWAY,MINNEAPOLIS,MN)	Graph	10	\$81,944.30	\$78,707.00	\$71,494.00	\$120,165.00
TATA CONSULTANCY SERVICES LIMITED, 7000 TARGET PARKWAY, BROOKLYN PARK, MN (https://www.google.com/maps/place/7000%20TARGET%20PARKWAY,BROOKLYN%20PARK,MN)	Graph	20	\$68,397.55	\$68,557.00	\$60,100.00	\$92,000.00
TATA CONSULTANCY SERVICES LIMITED, 7000 TARGET PKWY N., BROOKLYN PARK, MN (https://www.google.com/maps/place/7000%20TARGET%20PKWY%20N.,BROOKLYN%20PARK,MN)	Graph	24	\$62,125.63	\$60,700.00	\$60,100.00	\$68,557.00
TATA CONSULTANCY SERVICES LIMITED, 7000 TARGET PARKWAY NORTH, BROOKLYN PARK, MN (https://www.google.com/maps/place/7000%20TARGET%20PARKWAY%20NORTH,BROOKLYN%20PARK,MN)	Graph	33	\$73,555.48	\$68,557.00	\$60,700.00	\$108,264.00
EMINENCE IT SOLUTIONS, INC., 7000 TARGET PKWY, BROOKLYN PARK, MN (https://www.google.com/maps/place/7000%20TARGET%20PKWY,BROOKLYN%20PARK,MN)	Graph	60	\$72,020.95	\$64,522.00	\$60,000.00	\$108,638.00
Totals	Graph	157	\$70,917.45	\$68,557.00	\$60,000.00	\$120,165.00

Latitude: 45.133563 Longitude: -93.37198

Employer Name/Worksite Address	Graph	Count	Mean Wage	Median Wage	Lowest Wage	Highest Wage
WIPRO LIMITED, 7000, TARGET PARKWAY, BROOKLYN PARK, MN (https://www.google.com/maps/place/7000,%20TARGET%20PARKWAY,BROOKLYN%20PARK,MN)	Graph	1	\$65,707.00	\$65,707.00	\$65,707.00	\$65,707.00
Totals	Graph	1	\$65,707.00	\$65,707.00	\$65,707.00	\$65,707.00

Latitude: 45.135196 Longitude: -93.369915

Employer Name/Worksite Address	Graph	Count	Mean Wage	Median Wage	Lowest Wage	Highest Wage
TATA CONSULTANCY SERVICES LIMITED, 700 TARGET PARKWAY NORTH, BROOKLYN PARK, MN (https://www.google.com/maps/place/700%20TARGET%20PARKWAY%20NORTH,BROOKLYN%20PARK,MN)	Graph	1	\$68,557.00	\$68,557.00	\$68,557.00	\$68,557.00
Totals	Graph	1	\$68,557.00	\$68,557.00	\$68,557.00	\$68,557.00

Latitude: 45.135698 Longitude: -93.274351

Employer Name/Worksite Address	Graph	Count	Mean Wage	Median Wage	Lowest Wage	Highest Wage
ALLINA HEALTH SYSTEM, 9055 SPRINGBROOK DRIVE, COON RAPIDS, MN (https://www.google.com/maps/place/9055%20SPRINGBROOK%20DRIVE,COON%20RAPIDS,MN)	Graph	1	\$214,988.80	\$214,988.80	\$214,988.80	\$214,988.80
Totals	Graph	1	\$214,988.80	\$214,988.80	\$214,988.80	\$214,988.80

Latitude: 45.138577 Longitude: -93.163677

Employer Name/Employer Address	Graph	Count	Mean Wage	Median Wage	Lowest Wage	Highest Wage
OUR SAVIOR'S LUTHERAN CHURCH, 9185 N LEXINGTON AVE, CIRCLE PINES, MN (https://www.google.com/maps/place/9185%20N%20LEXINGTON%20AVE,CIRCLE%20PINES,MN)	Graph	1	\$45,000.00	\$45,000.00	\$45,000.00	\$45,000.00
Totals	Graph	1	\$45,000.00	\$45,000.00	\$45,000.00	\$45,000.00

Employer Name/Worksite Address	Graph	Count	Mean Wage	Median Wage	Lowest Wage	Highest Wage
OUR SAVIOR'S LUTHERAN CHURCH, 9185 N LEXINGTON AVE, CIRCLE PINES, MN (https://www.google.com/maps/place/9185%20N%20LEXINGTON%20AVE,CIRCLE%20PINES,MN)	Graph	1	\$45,000.00	\$45,000.00	\$45,000.00	\$45,000.00
Totals	Graph	1	\$45,000.00	\$45,000.00	\$45,000.00	\$45,000.00

Latitude: 45.140222 Longitude: -93.280474

Employer Name/Employer Address	Graph	Count	Mean Wage	Median Wage	Lowest Wage	Highest Wage
XETEX, INC., 9405 HOLLY STREET NW, COON RAPIDS, MN (https://www.google.com/maps/place/9405%20HOLLY%20STREET%20NW,COON%20RAPIDS,MN)	Graph	1	\$72,000.00	\$72,000.00	\$72,000.00	\$72,000.00
Totals	Graph	1	\$72,000.00	\$72,000.00	\$72,000.00	\$72,000.00

Employer Name/Worksite Address	Graph	Count	Mean Wage	Median Wage	Lowest Wage	Highest Wage
XETEX, INC., 9405 HOLLY STREET NW, COON RAPIDS, MN (https://www.google.com/maps/place/9405%20HOLLY%20STREET%20NW,COON%20RAPIDS,MN)	Graph	1	\$72,000.00	\$72,000.00	\$72,000.00	\$72,000.00
Totals	Graph	1	\$72,000.00	\$72,000.00	\$72,000.00	\$72,000.00

Latitude: 45.140934 Longitude: -95.016005

Employer Name/Worksite Address	Graph	Count	Mean Wage	Median Wage	Lowest Wage	Highest Wage
--------------------------------	-------	-------	-----------	-------------	-------------	--------------

Employer Name/Worksite Address	Graph	Count	Mean Wage	Median Wage	Lowest Wage	Highest Wage
UNIVERSITY OF MINNESOTA, 1802 18TH STREET NE, WILLMAR, MN (https://www.google.com/maps/place/1802%2018TH%20STREET%20NE,WILLMAR,MN)	Graph	3	\$48,040.67	\$45,468.00	\$44,678.00	\$53,976.00
Totals	Graph	3	\$48,040.67	\$45,468.00	\$44,678.00	\$53,976.00

Latitude: 45.141437 Longitude: -95.018825

Employer Name/Worksite Address	Graph	Count	Mean Wage	Median Wage	Lowest Wage	Highest Wage
NOVA-TECH ENGINEERING, LLC, 1705 ENGINEERING AVENUE NE, WILLMAR, MN (https://www.google.com/maps/place/1705%20ENGINEERING%20AVENUE%20NE,WILLMAR,MN)	Graph	1	\$56,784.00	\$56,784.00	\$56,784.00	\$56,784.00
Totals	Graph	1	\$56,784.00	\$56,784.00	\$56,784.00	\$56,784.00

Employer Name/Worksite Address	Graph	Count	Mean Wage	Median Wage	Lowest Wage	Highest Wage
NOVA-TECH ENGINEERING, LLC, 1705 ENGINEERING AVENUE NE, WILLMAR, MN (https://www.google.com/maps/place/1705%20ENGINEERING%20AVENUE%20NE,WILLMAR,MN)	Graph	1	\$56,784.00	\$56,784.00	\$56,784.00	\$56,784.00
Totals	Graph	1	\$56,784.00	\$56,784.00	\$56,784.00	\$56,784.00

Latitude: 45.160708 Longitude: -93.224773

Employer Name/Worksite Address	Graph	Count	Mean Wage	Median Wage	Lowest Wage	Highest Wage
NATIONAL SPORTS CENTER FOUNDATION, 1700 105TH AVENUE NE, BLAINE, MN (https://www.google.com/maps/place/1700%20105TH%20AVENUE%20NE,BLAINE,MN)	Graph	1	\$30,000.00	\$30,000.00	\$30,000.00	\$30,000.00
Totals	Graph	1	\$30,000.00	\$30,000.00	\$30,000.00	\$30,000.00

Employer Name/Worksite Address	Graph	Count	Mean Wage	Median Wage	Lowest Wage	Highest Wage
NATIONAL SPORTS CENTER FOUNDATION, 1700 105TH AVENUE NE, BLAINE, MN (https://www.google.com/maps/place/1700%20105TH%20AVENUE%20NE,BLAINE,MN)	Graph	1	\$30,000.00	\$30,000.00	\$30,000.00	\$30,000.00
Totals	Graph	1	\$30,000.00	\$30,000.00	\$30,000.00	\$30,000.00

Latitude: 45.161334 Longitude: -93.316425

Employer Name/Worksite Address	Graph	Count	Mean Wage	Median Wage	Lowest Wage	Highest Wage
TWO95 INTERNATIONAL, 13025 DAHLIE CIRCLE, #122, EDEN PRAIRIE, MN (https://www.google.com/maps/place/13025%20DAHLIE%20CIRCLE,%20#122,EDEN%20PRAIRIE,MN)	Graph	1	\$100,000.00	\$100,000.00	\$100,000.00	\$100,000.00
Totals	Graph	1	\$100,000.00	\$100,000.00	\$100,000.00	\$100,000.00

Latitude: 45.162489 Longitude: -93.165851

Employer Name/Worksite Address	Graph	Count	Mean Wage	Median Wage	Lowest Wage	Highest Wage
ELC BEAUTY LLC, 4000 PHEASANT RIDGE DRIVE, BLAINE, MN (https://www.google.com/maps/place/4000%20PHEASANT%20RIDGE%20DRIVE,BLAINE,MN)	Graph	1	\$186,400.00	\$186,400.00	\$186,400.00	\$186,400.00
Totals	Graph	1	\$186,400.00	\$186,400.00	\$186,400.00	\$186,400.00

Latitude: 45.162496 Longitude: -93.166962

Employer Name/Worksite Address	Graph	Count	Mean Wage	Median Wage	Lowest Wage	Highest Wage
--------------------------------	-------	-------	-----------	-------------	-------------	--------------

Employer Name/Worksite Address	Graph	Count	Mean Wage	Median Wage	Lowest Wage	Highest Wage
PTC INC., 3785 PHEASANT RIDGE DRIVE NE, BLAINE, MN (https://www.google.com/maps/place/3785%20PHEASANT%20RIDGE%20DRIVE%20NE,BLAINE,MN)	Graph	19	\$79,552.00	\$77,771.00	\$62,200.00	\$93,080.00
Totals	Graph	19	\$79,552.00	\$77,771.00	\$62,200.00	\$93,080.00

Latitude: 45.167697 Longitude: -93.200529

Employer Name/Worksite Address	Graph	Count	Mean Wage	Median Wage	Lowest Wage	Highest Wage
INFINITE CAMPUS, INC., 4321 109TH AVE NE, BLAINE, MN (https://www.google.com/maps/place/4321%20109TH%20AVE%20NE,BLAINE,MN)	Graph	1	\$72,000.00	\$72,000.00	\$72,000.00	\$72,000.00
Totals	Graph	1	\$72,000.00	\$72,000.00	\$72,000.00	\$72,000.00

Employer Name/Worksite Address	Graph	Count	Mean Wage	Median Wage	Lowest Wage	Highest Wage
INFINITE CAMPUS, INC., 4321 109TH AVE NE, BLAINE, MN (https://www.google.com/maps/place/4321%20109TH%20AVE%20NE,BLAINE,MN)	Graph	1	\$72,000.00	\$72,000.00	\$72,000.00	\$72,000.00
Totals	Graph	1	\$72,000.00	\$72,000.00	\$72,000.00	\$72,000.00

Latitude: 45.168086 Longitude: -93.250452

Employer Name/Worksite Address	Graph	Count	Mean Wage	Median Wage	Lowest Wage	Highest Wage
VERATECH SYSTEMS, LLC, 12700 WHITEWATER DR, MINNETONKA, MN (https://www.google.com/maps/place/12700%20WHITEWATER%20DR,MINNETONKA,MN)	Graph	1	\$72,800.00	\$72,800.00	\$72,800.00	\$72,800.00
Totals	Graph	1	\$72,800.00	\$72,800.00	\$72,800.00	\$72,800.00

Latitude: 45.171298 Longitude: -93.266141

Employer Name/Worksite Address	Graph	Count	Mean Wage	Median Wage	Lowest Wage	Highest Wage
CAREMARK, LLC, 11033 UNIVERSITY AVENUE NE, BLAINE, MN (https://www.google.com/maps/place/11033%20UNIVERSITY%20AVENUE%20NE,BLAINE,MN)	Graph	1	\$64,376.00	\$64,376.00	\$64,376.00	\$64,376.00
Totals	Graph	1	\$64,376.00	\$64,376.00	\$64,376.00	\$64,376.00

Latitude: 45.171397 Longitude: -93.232065

Employer Name/Worksite Address	Graph	Count	Mean Wage	Median Wage	Lowest Wage	Highest Wage
TECHNOLOGY CONSULTANTS INC, 11125 BALTIMORE ST NE, UNIT K, BLAINE, MN (https://www.google.com/maps/place/11125%20BALTIMORE%20ST%20NE,%20UNIT%20K,BLAINE,MN)	Graph	1	\$96,000.00	\$96,000.00	\$96,000.00	\$96,000.00
Totals	Graph	1	\$96,000.00	\$96,000.00	\$96,000.00	\$96,000.00

Latitude: 45.17644 Longitude: -93.579603

Employer Name/Worksite Address	Graph	Count	Mean Wage	Median Wage	Lowest Wage	Highest Wage
ELIXIR TECHNOLOGIES CORPORATION, 13600 COMMERCE BLVD, ROGERS, MN (https://www.google.com/maps/place/13600%20COMMERCE%20BLVD,ROGERS,MN)	Graph	1	\$84,344.00	\$84,344.00	\$84,344.00	\$84,344.00
Totals	Graph	1	\$84,344.00	\$84,344.00	\$84,344.00	\$84,344.00

Latitude: 45.18153 Longitude: -93.12261

Employer Name/Worksite Address	Graph	Count	Mean Wage	Median Wage	Lowest Wage	Highest Wage
MINNESOTA DEPARTMENT OF CORRECTIONS, 7525 FOURTH AVENUE, LINO LAKES, MN (https://www.google.com/maps/place/7525%20FOURTH%20AVENUE,LINO%20LAKES,MN)	Graph	1	\$60,320.00	\$60,320.00	\$60,320.00	\$60,320.00
Totals	Graph	1	\$60,320.00	\$60,320.00	\$60,320.00	\$60,320.00

Latitude: 45.186505 Longitude: -93.344511

Employer Name/Worksite Address	Graph	Count	Mean Wage	Median Wage	Lowest Wage	Highest Wage
PARK DENTAL, 3161 NORTHDAL BLVD, COON RAPIDS, MN (https://www.google.com/maps/place/3161%20NORTHDAL BLVD,COON%20RAPIDS,MN)	Graph	1	\$116,500.00	\$116,500.00	\$116,500.00	\$116,500.00
Totals	Graph	1	\$116,500.00	\$116,500.00	\$116,500.00	\$116,500.00

Latitude: 45.19516 Longitude: -93.228908

Employer Name/Employer Address	Graph	Count	Mean Wage	Median Wage	Lowest Wage	Highest Wage
SHUNAKI TECHNOLOGIES, INC., 12410 DAVENPORT STREET NE, BLAINE, MN (https://www.google.com/maps/place/12410%20DAVENPORT%20STREET%20NE,BLAINE,MN)	Graph	2	\$55,000.00	\$55,000.00	\$55,000.00	\$55,000.00
Totals	Graph	2	\$55,000.00	\$55,000.00	\$55,000.00	\$55,000.00

Employer Name/Worksite Address	Graph	Count	Mean Wage	Median Wage	Lowest Wage	Highest Wage
SHUNAKI TECHNOLOGIES, INC., 12410 DAVENPORT STREET NE, BLAINE, MN (https://www.google.com/maps/place/12410%20DAVENPORT%20STREET%20NE,BLAINE,MN)	Graph	2	\$55,000.00	\$55,000.00	\$55,000.00	\$55,000.00
Totals	Graph	2	\$55,000.00	\$55,000.00	\$55,000.00	\$55,000.00

Latitude: 45.198776 Longitude: -93.373151

Employer Name/Worksite Address	Graph	Count	Mean Wage	Median Wage	Lowest Wage	Highest Wage
HARWARD TECHNOLOGIES LLC, 2100 HOFFMAN WAY, ANOKA, MN (https://www.google.com/maps/place/2100%20HOFFMAN%20WAY,ANOKA,MN)	Graph	1	\$90,000.00	\$90,000.00	\$90,000.00	\$90,000.00
Totals	Graph	1	\$90,000.00	\$90,000.00	\$90,000.00	\$90,000.00

Latitude: 45.206174 Longitude: -93.234614

Employer Name/Employer Address	Graph	Count	Mean Wage	Median Wage	Lowest Wage	Highest Wage
DAVINCI ACADEMY OF ARTS AND SCIENCE, 13001 CENTRAL AVENUE NE, BLAINE, MN (https://www.google.com/maps/place/13001%20CENTRAL%20AVENUE%20NE,BLAINE,MN)	Graph	1	\$19,940.00	\$19,940.00	\$19,940.00	\$19,940.00
Totals	Graph	1	\$19,940.00	\$19,940.00	\$19,940.00	\$19,940.00

Employer Name/Worksite Address	Graph	Count	Mean Wage	Median Wage	Lowest Wage	Highest Wage
DAVINCI ACADEMY OF ARTS AND SCIENCE, 13001 CENTRAL AVENUE NE, BLAINE, MN (https://www.google.com/maps/place/13001%20CENTRAL%20AVENUE%20NE,BLAINE,MN)	Graph	1	\$19,940.00	\$19,940.00	\$19,940.00	\$19,940.00
Totals	Graph	1	\$19,940.00	\$19,940.00	\$19,940.00	\$19,940.00

Latitude: 45.214165 Longitude: -93.621273

Employer Name/Employer Address	Graph	Count	Mean Wage	Median Wage	Lowest Wage	Highest Wage
--------------------------------	-------	-------	-----------	-------------	-------------	--------------

Employer Name/Employer Address	Graph	Count	Mean Wage	Median Wage	Lowest Wage	Highest Wage
J & B GROUP, INC., 13200 43RD ST NE, ST. MICHAEL, MN (https://www.google.com/maps/place/13200%2043RD%20ST%20NE,ST.%20MICHAEL,MN)	Graph	1	\$70,000.00	\$70,000.00	\$70,000.00	\$70,000.00
Totals	Graph	1	\$70,000.00	\$70,000.00	\$70,000.00	\$70,000.00

Employer Name/Worksite Address	Graph	Count	Mean Wage	Median Wage	Lowest Wage	Highest Wage
J & B GROUP, INC., 13200 43RD ST NE, ST. MICHAEL, MN (https://www.google.com/maps/place/13200%2043RD%20ST%20NE,ST.%20MICHAEL,MN)	Graph	1	\$70,000.00	\$70,000.00	\$70,000.00	\$70,000.00
Totals	Graph	1	\$70,000.00	\$70,000.00	\$70,000.00	\$70,000.00

Latitude: 45.216243 Longitude: -93.413009

Employer Name/Worksite Address	Graph	Count	Mean Wage	Median Wage	Lowest Wage	Highest Wage
ZURICH AMERICAN INSURANCE COMPANY, 3501 THURSTON AVE., ANOKA, MN (https://www.google.com/maps/place/3501%20THURSTON%20AVE.,ANOKA,MN)	Graph	1	\$85,000.00	\$85,000.00	\$85,000.00	\$85,000.00
DL CONSULTING PARTNERS LLC, 3501 THURSTON AVE, ANOKA, MN (https://www.google.com/maps/place/3501%20THURSTON%20AVE,ANOKA,MN)	Graph	11	\$70,731.75	\$68,827.20	\$60,000.00	\$96,000.00
ZURICH AMERICAN INSURANCE COMPANY, 3501 THURSTON AVENUE, ANOKA, MN (https://www.google.com/maps/place/3501%20THURSTON%20AVENUE,ANOKA,MN)	Graph	26	\$86,796.19	\$90,168.00	\$56,285.00	\$115,000.00
Totals	Graph	38	\$82,098.69	\$90,000.00	\$56,285.00	\$115,000.00

Latitude: 45.221603 Longitude: -93.415533

Employer Name/Worksite Address	Graph	Count	Mean Wage	Median Wage	Lowest Wage	Highest Wage
FUJITSU AMERICA, INC., 1201 LUND BOULEVARD, ANOKA, MN (https://www.google.com/maps/place/1201%20LUND%20BOULEVARD,ANOKA,MN)	Graph	9	\$76,734.00	\$76,734.00	\$76,734.00	\$76,734.00
Totals	Graph	9	\$76,734.00	\$76,734.00	\$76,734.00	\$76,734.00

Latitude: 45.221696 Longitude: -93.236967

Employer Name/Employer Address	Graph	Count	Mean Wage	Median Wage	Lowest Wage	Highest Wage
BIOENERGY LIFE SCIENCE INC, 13840 JOHNSON STREET NE, HAM LAKE, MN (https://www.google.com/maps/place/13840%20JOHNSON%20STREET%20NE,HAM%20LAKE,MN)	Graph	1	\$60,500.00	\$60,500.00	\$60,500.00	\$60,500.00
Totals	Graph	1	\$60,500.00	\$60,500.00	\$60,500.00	\$60,500.00

Employer Name/Worksite Address	Graph	Count	Mean Wage	Median Wage	Lowest Wage	Highest Wage
BIOENERGY LIFE SCIENCE INC, 13840 JOHNSON STREET NE, HAM LAKE, MN (https://www.google.com/maps/place/13840%20JOHNSON%20STREET%20NE,HAM%20LAKE,MN)	Graph	1	\$60,500.00	\$60,500.00	\$60,500.00	\$60,500.00
Totals	Graph	1	\$60,500.00	\$60,500.00	\$60,500.00	\$60,500.00

Latitude: 45.268277 Longitude: -92.980409

Employer Name/Employer Address	Graph	Count	Mean Wage	Median Wage	Lowest Wage	Highest Wage
LAKES INTERNATIONAL LANGUAGE ACADEMY, 246 11TH AVENUE SE, FOREST LAKE, MN (https://www.google.com/maps/place/246%2011TH%20AVENUE%20SE,FOREST%20LAKE,MN)	Graph	8	\$25,128.63	\$19,480.00	\$19,480.00	\$37,060.00
Totals	Graph	8	\$25,128.63	\$19,480.00	\$19,480.00	\$37,060.00

Employer Name/Worksite Address	Graph	Count	Mean Wage	Median Wage	Lowest Wage	Highest Wage
LAKES INTERNATIONAL LANGUAGE ACADEMY, 246 11TH AVENUE SE, FOREST LAKE, MN (https://www.google.com/maps/place/246%2011TH%20AVENUE%20SE,FOREST%20LAKE,MN)	Graph	8	\$25,128.63	\$19,480.00	\$19,480.00	\$37,060.00
Totals	Graph	8	\$25,128.63	\$19,480.00	\$19,480.00	\$37,060.00

Latitude: 45.270708 Longitude: -93.537605

Employer Name/Worksite Address	Graph	Count	Mean Wage	Median Wage	Lowest Wage	Highest Wage
CARGILL, INCORPORATED, 10383 165TH AVENUE NW, ELK RIVER, MN (https://www.google.com/maps/place/10383%20165TH%20AVENUE%20NW,ELK%20RIVER,MN)	Graph	1	\$71,614.00	\$71,614.00	\$71,614.00	\$71,614.00
Totals	Graph	1	\$71,614.00	\$71,614.00	\$71,614.00	\$71,614.00

Latitude: 45.277162 Longitude: -92.984804

Employer Name/Worksite Address	Graph	Count	Mean Wage	Median Wage	Lowest Wage	Highest Wage
MOBIXIP, LLC, 179 LAKE STREET SOUTH, FOREST LAKE, MN (https://www.google.com/maps/place/179%20LAKE%20STREET%20SOUTH,FOREST%20LAKE,MN)	Graph	1	\$72,363.00	\$72,363.00	\$72,363.00	\$72,363.00
Totals	Graph	1	\$72,363.00	\$72,363.00	\$72,363.00	\$72,363.00

Latitude: 45.288594 Longitude: -93.423041

Employer Name/Worksite Address	Graph	Count	Mean Wage	Median Wage
LAUNCH IT CORP, ZURICH NORTH AMERICA RCIS RURAL COMMUNITY INS., ANOKA, MN (https://www.google.com/maps/place/ZURICH%20NORTH%20AMERICA%20%20RCIS%20RURAL%20COMMUNITY%20INS.,ANOKA,MN)	Graph	1	\$70,000.00	\$70,000.00
Totals	Graph	1	\$70,000.00	\$70,000.00

Latitude: 45.303266 Longitude: -93.558609

Employer Name/Worksite Address	Graph	Count	Mean Wage	Median Wage	Lowest Wage	Highest Wage
FAIRVIEW HEALTH SERVICES, 290 MAIN STREET NW, ELK RIVER, MN (https://www.google.com/maps/place/290%20MAIN%20STREET%20NW,ELK%20RIVER,MN)	Graph	1	\$183,976.00	\$183,976.00	\$183,976.00	\$183,976.00
Totals	Graph	1	\$183,976.00	\$183,976.00	\$183,976.00	\$183,976.00

Latitude: 45.311452 Longitude: -95.572356

Employer Name/Worksite Address	Graph	Count	Mean Wage	Median Wage	Lowest Wage	Highest Wage
L&T TECHNOLOGY SERVICES LIMITED, CNH INDUSTRIAL AMERICA, LLC, BENSON, MN (https://www.google.com/maps/place/CNH%20INDUSTRIAL%20AMERICA,%20LLC,BENSON,MN)	Graph	1	\$61,000.00	\$61,000.00	\$61,000.00	\$61,000.00
L&T TECHNOLOGY SERVICES, LTD., CNH INDUSTRIAL AMERICA LLC, BENSON, MN (https://www.google.com/maps/place/CNH%20INDUSTRIAL%20AMERICA%20LLC,BENSON,MN)	Graph	1	\$60,000.00	\$60,000.00	\$60,000.00	\$60,000.00
Totals	Graph	2	\$60,500.00	\$60,000.00	\$60,000.00	\$61,000.00

Latitude: 45.313058 Longitude: -95.601234

Employer Name/Worksite Address	Graph	Count	Mean Wage	Median Wage	Lowest Wage	Highest Wage
CARESOF GLOBAL, INC., 260 HWY - 12 SE, BENSON, MN (https://www.google.com/maps/place/260%20HWY%20-%2012%20SE,BENSON,MN)	Graph	1	\$68,620.00	\$68,620.00	\$68,620.00	\$68,620.00
Totals	Graph	1	\$68,620.00	\$68,620.00	\$68,620.00	\$68,620.00

Latitude: 45.316595 Longitude: -93.18135

Employer Name/Worksite Address	Graph	Count	Mean Wage	Median Wage	Lowest Wage	Highest Wage
L&T TECHNOLOGY SERVICES LIMITED, POLARIS INDUSTRIES INC., WYMOING, MN (https://www.google.com/maps/place/POLARIS%20INDUSTRIES%20INC.,WYMOING,MN)	Graph	1	\$60,000.00	\$60,000.00	\$60,000.00	\$60,000.00
POLARIS INDUSTRIES, INC., 7290 VIKING BOULEVARD, WYOMING, MN (https://www.google.com/maps/place/7290%20VIKING%20BOULEVARD,WYOMING,MN)	Graph	1	\$95,000.00	\$95,000.00	\$95,000.00	\$95,000.00
POLARIS INDUSTRIES, INC., 7290 VIKING BOULEVARD EAST, WYOMING, MN (https://www.google.com/maps/place/7290%20VIKING%20BOULEVARD%20EAST,WYOMING,MN)	Graph	5	\$92,859.60	\$88,000.00	\$85,000.00	\$110,210.00
Totals	Graph	7	\$88,471.14	\$88,000.00	\$60,000.00	\$110,210.00

Latitude: 45.319964 Longitude: -93.586642

Employer Name/Worksite Address	Graph	Count	Mean Wage	Median Wage	Lowest Wage	Highest Wage
SLK AMERICA INC., 12616 INDUSTRIAL BLVD NW, ELK RIVER, MN (https://www.google.com/maps/place/12616%20INDUSTRIAL%20BLVD%20NW,ELK%20RIVER,MN)	Graph	1	\$83,520.00	\$83,520.00	\$83,520.00	\$83,520.00
Totals	Graph	1	\$83,520.00	\$83,520.00	\$83,520.00	\$83,520.00

Latitude: 45.356669 Longitude: -92.963282

Employer Name/Worksite Address	Graph	Count	Mean Wage	Median Wage
ALTAIR PRODUCTDESIGN, INC., POLARIS, WYOMING, MN (https://www.google.com/maps/place/POLARIS,WYOMING,MN)	Graph	1	\$88,400.00	\$88,400.00
L&T TECHNOLOGY SERVICES LIMITED, POLARIS INDUSTRIES INC., 7290 E VIKING BOULEVARD, WYOMING, MN (https://www.google.com/maps/place/POLARIS%20INDUSTRIES%20INC.,%207290%20E%20VIKING%20BOULEVARD,WYOMING,MN)	Graph	1	\$60,000.00	\$60,000.00
L&T TECHNOLOGY SERVICES LIMITED, POLARIS INDUSTRIES INC., WYOMING, MN (https://www.google.com/maps/place/POLARIS%20INDUSTRIES%20INC.,WYOMING,MN)	Graph	1	\$60,000.00	\$60,000.00
L&T TECHNOLOGY SERVICES LIMITED, POLARIS INDUSTRIES LIMITED, WYOMING, MN (https://www.google.com/maps/place/POLARIS%20INDUSTRIES%20LIMITED,WYOMING,MN)	Graph	1	\$60,000.00	\$60,000.00
L&T TECHNOLOGY SERVICES LIMITED, POLARIS INDUSTRIES, WYOMING, MN (https://www.google.com/maps/place/POLARIS%20INDUSTRIES,WYOMING,MN)	Graph	1	\$60,000.00	\$60,000.00
L&T TECHNOLOGY SERVICES, LTD., POLARIS INDUSTRIES INC, WYOMING, MN (https://www.google.com/maps/place/POLARIS%20INDUSTRIES%20INC,WYOMING,MN)	Graph	6	\$63,156.67	\$64,418.00
L&T TECHNOLOGY SERVICES LIMITED, POLARIS INDUSTRIES INC., WYOMING, MN (https://www.google.com/maps/place/POLARIS%20INDUSTRIES%20INC.,WYOMING,MN)	Graph	26	\$63,878.31	\$60,000.00
Totals	Graph	37	\$64,004.76	\$60,000.00

Latitude: 45.394756 Longitude: -92.832187

Employer Name/Worksite Address	Graph	Count	Mean Wage	Median Wage	Lowest Wage	Highest Wage
ST. CROIX REGIONAL MEDICAL CENTER, LINDSTROM CLINIC, LINDSTROM, MN (https://www.google.com/maps/place/LINDSTROM%20CLINIC,LINDSTROM,MN)	Graph	1	\$300,000.00	\$300,000.00	\$300,000.00	\$300,000.00
Totals	Graph	1	\$300,000.00	\$300,000.00	\$300,000.00	\$300,000.00

Latitude: 45.457301 Longitude: -94.419323

Employer Name/Worksite Address	Graph	Count	Mean Wage	Median Wage	Lowest Wage	Highest Wage
PILGRIM'S PRIDE CORPORATION, 851 SAUK RIVER ROAD, COLD SPRING, MN (https://www.google.com/maps/place/851%20SAUK%20RIVER%20ROAD,COLD%20SPRING,MN)	Graph	1	\$64,250.00	\$64,250.00	\$64,250.00	\$64,250.00
Totals	Graph	1	\$64,250.00	\$64,250.00	\$64,250.00	\$64,250.00

Latitude: 45.509358 Longitude: -122.815129

Employer Name/Worksite Address	Graph	Count	Mean Wage	Median Wage	Lowest Wage	Highest Wage
DELOITTE CONSULTING LLP, 1 BOWERMAN DRIVE, BEAVERTON, MN (https://www.google.com/maps/place/1%20BOWERMAN%20DRIVE,BEAVERTON,MN)	Graph	15	\$75,837.00	\$75,837.00	\$75,837.00	\$75,837.00
Totals	Graph	15	\$75,837.00	\$75,837.00	\$75,837.00	\$75,837.00

Latitude: 45.522083 Longitude: -94.158954

Employer Name/Worksite Address	Graph	Count	Mean Wage	Median Wage	Lowest Wage	Highest Wage
CENTRACARE HEALTH SYSTEM, 3001 CLEARWATER ROAD, ST. CLOUD, MN (https://www.google.com/maps/place/3001%20CLEARWATER%20ROAD,ST.%20CLOUD,MN)	Graph	1	\$61,000.00	\$61,000.00	\$61,000.00	\$61,000.00
Totals	Graph	1	\$61,000.00	\$61,000.00	\$61,000.00	\$61,000.00

Latitude: 45.52536 Longitude: -94.052856

Employer Name/Worksite Address	Graph	Count	Mean Wage	Median Wage	Lowest Wage	Highest Wage
QUALITY IT SOURCE, LLC, PAN-O-GOLD BAKING CO., ST. CLOUD, MN (https://www.google.com/maps/place/PAN-O-GOLD%20BAKING%20CO.,ST.%20CLOUD,MN)	Graph	1	\$105,000.00	\$105,000.00	\$105,000.00	\$105,000.00
JACKSON THERAPY PARTNERS HOLDINGS, LLC, TALAH CARE CENTER, ST. CLOUD, MN (https://www.google.com/maps/place/TALAH%20CARE%20CENTER,ST.%20CLOUD,MN)	Graph	6	\$64,022.40	\$63,564.80	\$63,564.80	\$64,480.00
Totals	Graph	7	\$69,876.34	\$64,480.00	\$63,564.80	\$105,000.00

Latitude: 45.543483 Longitude: -93.588139

Employer Name/Worksite Address	Graph	Count	Mean Wage	Median Wage	Lowest Wage	Highest Wage
BOBCO SYSTEMS INC., 12713 - 320TH AVENUE, PRINCETON, MN (https://www.google.com/maps/place/12713%20-320TH%20AVENUE,PRINCETON,MN)	Graph	1	\$60,000.00	\$60,000.00	\$60,000.00	\$60,000.00
Totals	Graph	1	\$60,000.00	\$60,000.00	\$60,000.00	\$60,000.00

Latitude: 45.552634 Longitude: -94.15273

Employer Name/Employer Address	Graph	Count	Mean Wage	Median Wage	Lowest Wage	Highest Wage
ST. CLOUD STATE UNIVERSITY, 720 FOURTH AVENUE SOUTH, ST. CLOUD, MN (https://www.google.com/maps/place/720%20FOURTH%20AVENUE%20SOUTH,ST.%20CLOUD,MN)	Graph	3	\$72,153.00	\$63,604.00	\$57,855.00	\$95,000.00
Totals	Graph	3	\$72,153.00	\$63,604.00	\$57,855.00	\$95,000.00

Employer Name/Worksite Address	Graph	Count	Mean Wage	Median Wage	Lowest Wage	Highest Wage
ST. CLOUD STATE UNIVERSITY, 720 FOURTH AVENUE SOUTH, SAINT CLOUD, MN (https://www.google.com/maps/place/720%20FOURTH%20AVENUE%20SOUTH,SAINT%20CLOUD,MN)	Graph	3	\$72,153.00	\$63,604.00	\$57,855.00	\$95,000.00
Totals	Graph	3	\$72,153.00	\$63,604.00	\$57,855.00	\$95,000.00

Latitude: 45.55351 Longitude: -94.175868

Employer Name/Worksite Address	Graph	Count	Mean Wage	Median Wage	Lowest Wage	Highest Wage
DATAQUAD INC., 601 WEST SAINT GERMAIN STREET, ST. CLOUD, MN (https://www.google.com/maps/place/601%20WEST%20SAINT%20GERMAIN%20STREET,ST.%20CLOUD,MN)	Graph	1	\$60,000.00	\$60,000.00	\$60,000.00	\$60,000.00

Employer Name/Worksite Address	Graph	Count	Mean Wage	Median Wage	Lowest Wage	Highest Wage
Totals	Graph	1	\$60,000.00	\$60,000.00	\$60,000.00	\$60,000.00

Latitude: 45.556709 Longitude: -94.177431

Employer Name/Worksite Address	Graph	Count	Mean Wage	Median Wage	Lowest Wage	Highest Wage
MICROBIOLOGICS, INC., 200 COOPER AVE N, SAINT CLOUD, MN (https://www.google.com/maps/place/200%20COOPER%20AVE%20N,SAINT%20CLOUD,MN)	Graph	3	\$85,000.00	\$85,000.00	\$85,000.00	\$85,000.00
Totals	Graph	3	\$85,000.00	\$85,000.00	\$85,000.00	\$85,000.00

Employer Name/Worksite Address	Graph	Count	Mean Wage	Median Wage	Lowest Wage	Highest Wage
CANVAS INFOTECH, INC., 200 COOPER AVE N, ST CLOUD, MN (https://www.google.com/maps/place/200%20COOPER%20AVE%20N,ST%20CLOUD,MN)	Graph	1	\$64,480.00	\$64,480.00	\$64,480.00	\$64,480.00
MICROBIOLOGICS, INC., 200 COOPER AVE N, ST. CLOUD, MN (https://www.google.com/maps/place/200%20COOPER%20AVE%20N,ST%20CLOUD,MN)	Graph	3	\$85,000.00	\$85,000.00	\$85,000.00	\$85,000.00
DELOITTE CONSULTING LLP, 200 COOPER AVENUE NORTH, SAINT CLOUD, MN (https://www.google.com/maps/place/200%20COOPER%20AVENUE%20NORTH,SAINT%20CLOUD,MN)	Graph	15	\$64,459.00	\$64,459.00	\$64,459.00	\$64,459.00
Totals	Graph	19	\$67,703.42	\$64,459.00	\$64,459.00	\$85,000.00

Latitude: 45.55884 Longitude: -94.250099

Employer Name/Worksite Address	Graph	Count	Mean Wage	Median Wage	Lowest Wage	Highest Wage
HCL AMERICA, INC., 6815 SAUK VIEW DR, SAINT CLOUD, MN (https://www.google.com/maps/place/6815%20SAUK%20VIEW%20DR,SAINT%20CLOUD,MN)	Graph	1	\$58,677.00	\$58,677.00	\$58,677.00	\$58,677.00
HCL AMERICA, INC., 6815 SAUK VIEW DRIVE, SAINT CLOUD, MN (https://www.google.com/maps/place/6815%20SAUK%20VIEW%20DRIVE,SAINT%20CLOUD,MN)	Graph	5	\$60,000.00	\$60,000.00	\$60,000.00	\$60,000.00
TATA CONSULTANCY SERVICES LIMITED, 6815 SAUKVIEW DRIVE, SAINT CLOUD, MN (https://www.google.com/maps/place/6815%20SAUKVIEW%20DRIVE,SAINT%20CLOUD,MN)	Graph	21	\$61,038.10	\$60,965.00	\$60,965.00	\$62,500.00
Totals	Graph	27	\$60,758.41	\$60,965.00	\$58,677.00	\$62,500.00

Latitude: 45.559798 Longitude: -94.160188

Employer Name/Worksite Address	Graph	Count	Mean Wage	Median Wage	Lowest Wage	Highest Wage
CAPITAL ONE SERVICES, LLC, 30 7TH AVENUE, ST. CLOUD, MN (https://www.google.com/maps/place/30%207TH%20AVENUE,ST.%20CLOUD,MN)	Graph	1	\$90,300.00	\$90,300.00	\$90,300.00	\$90,300.00
Totals	Graph	1	\$90,300.00	\$90,300.00	\$90,300.00	\$90,300.00

Latitude: 45.55989 Longitude: -94.160093

Employer Name/Worksite Address	Graph	Count	Mean Wage	Median Wage	Lowest Wage	Highest Wage
CAPITAL ONE SERVICES II LLC, 30 7TH AVENUE SOUTH, ST. CLOUD, MN (https://www.google.com/maps/place/30%207TH%20AVENUE%20SOUTH,ST.%20CLOUD,MN)	Graph	1	\$90,300.00	\$90,300.00	\$90,300.00	\$90,300.00
Totals	Graph	1	\$90,300.00	\$90,300.00	\$90,300.00	\$90,300.00

Latitude: 45.560073 Longitude: -94.163794

Employer Name/Worksite Address	Graph	Count	Mean Wage	Median Wage	Lowest Wage	Highest Wage
--------------------------------	-------	-------	-----------	-------------	-------------	--------------

Employer Name/Employer Address	Graph	Count	Mean Wage	Median Wage	Lowest Wage	Highest Wage
EYECON GRAPHICS, 921 1ST STREET NORTH, ST. CLOUD, MN (https://www.google.com/maps/place/921%201ST%20STREET%20NORTH,ST.%20CLOUD,MN)	Graph	2	\$33,280.00	\$33,280.00	\$33,280.00	\$33,280.00
Totals	Graph	2	\$33,280.00	\$33,280.00	\$33,280.00	\$33,280.00

Employer Name/Worksite Address	Graph	Count	Mean Wage	Median Wage	Lowest Wage	Highest Wage
EYECON GRAPHICS, 921 1ST STREET NORTH, ST. CLOUD, MN (https://www.google.com/maps/place/921%201ST%20STREET%20NORTH,ST.%20CLOUD,MN)	Graph	2	\$33,280.00	\$33,280.00	\$33,280.00	\$33,280.00
Totals	Graph	2	\$33,280.00	\$33,280.00	\$33,280.00	\$33,280.00

Latitude: 45.560528 Longitude: -94.156244

Employer Name/Worksite Address	Graph	Count	Mean Wage	Median Wage	Lowest Wage	Highest Wage
MICRONET IT SOLUTIONS, INC., 400 1ST ST S, SAINT CLOUD, MN (https://www.google.com/maps/place/400%201ST%20ST%20S,SAINT%20CLOUD,MN)	Graph	1	\$60,000.00	\$60,000.00	\$60,000.00	\$60,000.00
INCEDO INC, 400 1ST STREET SOUTH, ST. CLOUD, MN (https://www.google.com/maps/place/400%201ST%20STREET%20SOUTH,ST.%20CLOUD,MN)	Graph	7	\$85,714.29	\$90,000.00	\$60,000.00	\$90,000.00
Totals	Graph	8	\$82,500.00	\$90,000.00	\$60,000.00	\$90,000.00

Latitude: 45.560561 Longitude: -94.15947

Employer Name/Worksite Address	Graph	Count	Mean Wage	Median Wage	Lowest Wage	Highest Wage
COMPUNNEL SOFTWARE GROUP, INC., 601 W SAINT GERMAIN ST, SAINT CLOUD, MN (https://www.google.com/maps/place/601%20W%20SAINT%20GERMAIN%20ST,SAINT%20CLOUD,MN)	Graph	1	\$65,000.00	\$65,000.00	\$65,000.00	\$65,000.00
COMPUNNEL SOFTWARE GROUP, INC., 601 W ST. GERMAIN ST., STEARNS, MN (https://www.google.com/maps/place/601%20W%20ST.%20GERMAIN%20ST.,STEARNS,MN)	Graph	1	\$65,000.00	\$65,000.00	\$65,000.00	\$65,000.00
COMPUTER GLOBAL SOLUTIONS INC, 601 W SAINT GERMAIN STREET, SAINT CLOUD, MN (https://www.google.com/maps/place/601%20W%20SAINT%20GERMAIN%20STREET,SAINT%20CLOUD,MN)	Graph	1	\$85,200.00	\$85,200.00	\$85,200.00	\$85,200.00
COMPUTER GLOBAL SOLUTIONS INC, 601 W ST. GERMAIN ST, ST. CLOUD, MN (https://www.google.com/maps/place/601%20W%20ST.%20GERMAIN%20ST,ST.%20CLOUD,MN)	Graph	1	\$85,000.00	\$85,000.00	\$85,000.00	\$85,000.00
E-GIANTS TECHNOLOGIES LLC, 601 W ST.GERMAIN ST, ST. CLOUD, MN (https://www.google.com/maps/place/601%20W%20ST.GERMAIN%20ST,ST.%20CLOUD,MN)	Graph	1	\$70,000.00	\$70,000.00	\$70,000.00	\$70,000.00
KEYPIXEL SOFTWARE SOLUTIONS LLC, 601 W ST GERMAN ST, ST CLOUD, MN (https://www.google.com/maps/place/601%20W%20ST%20GERMAN%20ST,ST%20CLOUD,MN)	Graph	2	\$61,865.00	\$51,730.00	\$51,730.00	\$72,000.00
Totals	Graph	7	\$70,561.43	\$70,000.00	\$51,730.00	\$85,200.00

Latitude: 45.560782 Longitude: -94.159542

Employer Name/Employer Address	Graph	Count	Mean Wage	Median Wage	Lowest Wage	Highest Wage
IS RESOURCES, INC., 25 6TH AVENUE NORTH, SAINT CLOUD, MN (https://www.google.com/maps/place/25%206TH%20AVENUE%20NORTH,SAINT%20CLOUD,MN)	Graph	1	\$52,770.00	\$52,770.00	\$52,770.00	\$52,770.00
Totals	Graph	1	\$52,770.00	\$52,770.00	\$52,770.00	\$52,770.00

Employer Name/Worksite Address	Graph	Count	Mean Wage	Median Wage	Lowest Wage	Highest Wage
IS RESOURCES, INC., 25 6TH AVENUE NORTH, SAINT CLOUD, MN (https://www.google.com/maps/place/25%206TH%20AVENUE%20NORTH,SAINT%20CLOUD,MN)	Graph	1	\$52,770.00	\$52,770.00	\$52,770.00	\$52,770.00
Totals	Graph	1	\$52,770.00	\$52,770.00	\$52,770.00	\$52,770.00

Latitude: 45.563564 Longitude: -94.220779

Employer Name/Employer Address	Graph	Count	Mean Wage	Median Wage	Lowest Wage	Highest Wage
JEFFERSON CAPITAL SYSTEMS, LLC, 16 MCLELAND ROAD, ST. CLOUD, MN (https://www.google.com/maps/place/16%20MCLELAND%20ROAD,ST.%20CLOUD,MN)	Graph	1	\$58,616.48	\$58,616.48	\$58,616.48	\$58,616.48
Totals	Graph	1	\$58,616.48	\$58,616.48	\$58,616.48	\$58,616.48

Employer Name/Worksite Address	Graph	Count	Mean Wage	Median Wage	Lowest Wage	Highest Wage
JEFFERSON CAPITAL SYSTEMS, LLC, 16 MCLELAND ROAD, ST. CLOUD, MN (https://www.google.com/maps/place/16%20MCLELAND%20ROAD,ST.%20CLOUD,MN)	Graph	1	\$58,616.48	\$58,616.48	\$58,616.48	\$58,616.48
Totals	Graph	1	\$58,616.48	\$58,616.48	\$58,616.48	\$58,616.48

Latitude: 45.565108 Longitude: -94.198225

Employer Name/Worksite Address	Graph	Count	Mean Wage	Median Wage	Lowest Wage	Highest Wage
POPULUS GROUP LLC, 701 33RD AVE. N, ST. CLOUD, MN (https://www.google.com/maps/place/701%2033RD%20AVE.%20N,ST.%20CLOUD,MN)	Graph	1	\$52,000.00	\$52,000.00	\$52,000.00	\$52,000.00
Totals	Graph	1	\$52,000.00	\$52,000.00	\$52,000.00	\$52,000.00

Latitude: 45.566424 Longitude: -93.22938

Employer Name/Worksite Address	Graph	Count	Mean Wage	Median Wage	Lowest Wage	Highest Wage
ALLINA HEALTH SYSTEM, 701 DELLWOOD STREET S., CAMBRIDGE, MN (https://www.google.com/maps/place/701%20DELLWOOD%20STREET%20S.,CAMBRIDGE,MN)	Graph	1	\$240,000.00	\$240,000.00	\$240,000.00	\$240,000.00
Totals	Graph	1	\$240,000.00	\$240,000.00	\$240,000.00	\$240,000.00

Latitude: 45.56755 Longitude: -94.23921

Employer Name/Worksite Address	Graph	Count	Mean Wage	Median Wage	Lowest Wage	Highest Wage
TATA CONSULTANCY SERVICES LIMITED, 6815, SAUKVIEW DRIVE, SAINT CLOUD, MN (https://www.google.com/maps/place/6815,%20SAUKVIEW%20DRIVE,SAINT%20CLOUD,MN)	Graph	2	\$60,700.00	\$60,700.00	\$60,700.00	\$60,700.00
Totals	Graph	2	\$60,700.00	\$60,700.00	\$60,700.00	\$60,700.00

Latitude: 45.572185 Longitude: -94.169036

Employer Name/Employer Address	Graph	Count	Mean Wage	Median Wage	Lowest Wage	Highest Wage
CENTRACARE CLINIC, 1200 SIXTH AVENUE NORTH, ST. CLOUD, MN (https://www.google.com/maps/place/1200%20SIXTH%20AVENUE%20NORTH,ST.%20CLOUD,MN)	Graph	10	\$347,642.08	\$245,000.00	\$175,000.00	\$750,000.00
Totals	Graph	10	\$347,642.08	\$245,000.00	\$175,000.00	\$750,000.00

Employer Name/Worksite Address	Graph	Count	Mean Wage	Median Wage	Lowest Wage	Highest Wage
CENTRACARE CLINIC, 1200 SIXTH AVENUE NORTH, ST. CLOUD, MN (https://www.google.com/maps/place/1200%20SIXTH%20AVENUE%20NORTH,ST.%20CLOUD,MN)	Graph	1	\$187,200.00	\$187,200.00	\$187,200.00	\$187,200.00
Totals	Graph	1	\$187,200.00	\$187,200.00	\$187,200.00	\$187,200.00

Latitude: 45.574392 Longitude: -94.211654

Employer Name/Employer Address	Graph	Count	Mean Wage	Median Wage	Lowest Wage	Highest Wage
--------------------------------	-------	-------	-----------	-------------	-------------	--------------

Employer Name/Employer Address	Graph	Count	Mean Wage	Median Wage	Lowest Wage	Highest Wage
DCI, INC., 600 NORTH 54TH AVENUE, ST. CLOUD, MN (https://www.google.com/maps/place/600%20NORTH%2054TH%20AVENUE,ST.%20CLOUD,MN)	Graph	1	\$70,179.00	\$70,179.00	\$70,179.00	\$70,179.00
Totals	Graph	1	\$70,179.00	\$70,179.00	\$70,179.00	\$70,179.00

Employer Name/Worksite Address	Graph	Count	Mean Wage	Median Wage	Lowest Wage	Highest Wage
CENTRACARE CLINIC, CENTRACARE HEALTH PLAZA, ST. CLOUD, MN (https://www.google.com/maps/place/CENTRACARE%20HEALTH%20PLAZA,ST.%20CLOUD,MN)	Graph	1	\$175,000.00	\$175,000.00	\$175,000.00	\$175,000.00
CENTRACARE CLINIC, COBORN CANCER CENTER, ST. CLOUD, MN (https://www.google.com/maps/place/COBORN%20CANCER%20CENTER,ST.%20CLOUD,MN)	Graph	1	\$480,000.00	\$480,000.00	\$480,000.00	\$480,000.00
DCI, INC., 600 NORTH 54TH AVENUE, ST. CLOUD, MN (https://www.google.com/maps/place/600%20NORTH%2054TH%20AVENUE,ST.%20CLOUD,MN)	Graph	1	\$70,179.00	\$70,179.00	\$70,179.00	\$70,179.00
DISTRICT 742 COMMUNITY SCHOOLS, NORTH JUNIOR HIGH SCHOOL, ST. CLOUD, MN (https://www.google.com/maps/place/NORTH%20JUNIOR%20HIGH%20SCHOOL,ST.%20CLOUD,MN)	Graph	1	\$39,631.00	\$39,631.00	\$39,631.00	\$39,631.00
ST. CLOUD HOSPITAL, 3001 CLEARWATER ROAD, ST. CLOUD, MN (https://www.google.com/maps/place/3001%20CLEARWATER%20ROAD,ST.%20CLOUD,MN)	Graph	1	\$73,722.00	\$73,722.00	\$73,722.00	\$73,722.00
TROTHIT LLC, WOLTERS KLUWER, SAINT CLOUD, MN (https://www.google.com/maps/place/WOLTERS%20KLUWER,SAINT%20CLOUD,MN)	Graph	3	\$72,666.67	\$73,000.00	\$66,000.00	\$79,000.00
CENTRACARE CLINIC, ST. CLOUD HOSPITAL, ST. CLOUD, MN (https://www.google.com/maps/place/ST.%20CLOUD%20HOSPITAL,ST.%20CLOUD,MN)	Graph	5	\$386,844.16	\$309,420.80	\$245,000.00	\$750,000.00
DISTRICT 742 COMMUNITY SCHOOLS, MADISON ELEMENTARY SCHOOL, ST. CLOUD, MN (https://www.google.com/maps/place/MADISON%20ELEMENTARY%20SCHOOL,ST.%20CLOUD,MN)	Graph	10	\$39,631.00	\$39,631.00	\$39,631.00	\$39,631.00
Totals	Graph	23	\$147,263.60	\$66,000.00	\$39,631.00	\$750,000.00

Latitude: 45.574948 Longitude: -94.292428

Employer Name/Employer Address	Graph	Count	Mean Wage	Median Wage	Lowest Wage	Highest Wage
AMERICAN MFG COMPANY, 736 19TH AVENUE NORTHEAST, SAINT JOSEPH, MN (https://www.google.com/maps/place/736%2019TH%20AVENUE%20NORTHEAST,SAINT%20JOSEPH,MN)	Graph	1	\$53,872.00	\$53,872.00	\$53,872.00	\$53,872.00
Totals	Graph	1	\$53,872.00	\$53,872.00	\$53,872.00	\$53,872.00

Employer Name/Worksite Address	Graph	Count	Mean Wage	Median Wage	Lowest Wage	Highest Wage
AMERICAN MFG COMPANY, 736 19TH AVENUE NORTHEAST, SAINT JOSEPH, MN (https://www.google.com/maps/place/736%2019TH%20AVENUE%20NORTHEAST,SAINT%20JOSEPH,MN)	Graph	1	\$53,872.00	\$53,872.00	\$53,872.00	\$53,872.00
Totals	Graph	1	\$53,872.00	\$53,872.00	\$53,872.00	\$53,872.00

Latitude: 45.58047 Longitude: -94.393149

Employer Name/Employer Address	Graph	Count	Mean Wage	Median Wage	Lowest Wage	Highest Wage
ORDER OF SAINT BENEDICT, 2280 WATER TOWER ROAD, COLLEGEVILLE, MN (https://www.google.com/maps/place/2280%20WATER%20TOWER%20ROAD,COLLEGEVILLE,MN)	Graph	1	\$53,749.00	\$53,749.00	\$53,749.00	\$53,749.00
SAINT JOHN'S UNIVERSITY, P.O. BOX 7188, COLLEGEVILLE, MN (https://www.google.com/maps/place/P.O.%20BOX%207188,COLLEGEVILLE,MN)	Graph	1	\$66,773.00	\$66,773.00	\$66,773.00	\$66,773.00
Totals	Graph	2	\$60,261.00	\$53,749.00	\$53,749.00	\$66,773.00

Employer Name/Worksite Address	Graph	Count	Mean Wage	Median Wage	Lowest Wage	Highest Wage
ORDER OF SAINT BENEDICT, 2280 WATER TOWER ROAD, COLLEGEVILLE, MN (https://www.google.com/maps/place/2280%20WATER%20TOWER%20ROAD,COLLEGEVILLE,MN)	Graph	1	\$53,749.00	\$53,749.00	\$53,749.00	\$53,749.00
Totals	Graph	1	\$53,749.00	\$53,749.00	\$53,749.00	\$53,749.00

Latitude: 45.580481 Longitude: -94.393145

Employer Name/Worksite Address	Graph	Count	Mean Wage	Median Wage	Lowest Wage	Highest Wage
SAINT JOHN'S UNIVERSITY, SIMONS BUILDING, COLLEGEVILLE, MN (https://www.google.com/maps/place/SIMONS%20BUILDING,COLLEGEVILLE,MN)	Graph	1	\$66,773.00	\$66,773.00	\$66,773.00	\$66,773.00
Totals	Graph	1	\$66,773.00	\$66,773.00	\$66,773.00	\$66,773.00

Latitude: 45.5821 Longitude: -94.20895

Employer Name/Worksite Address	Graph	Count	Mean Wage	Median Wage	Lowest Wage	Highest Wage
CENTRACARE CLINIC, 1900 CENTRACARE CIRCLE, ST. CLOUD, MN (https://www.google.com/maps/place/1900%20CENTRACARE%20CIRCLE,ST.%20CLOUD,MN)	Graph	1	\$220,000.00	\$220,000.00	\$220,000.00	\$220,000.00
Totals	Graph	1	\$220,000.00	\$220,000.00	\$220,000.00	\$220,000.00

Latitude: 45.607109 Longitude: -94.335811

Employer Name/Worksite Address	Graph	Count	Mean Wage	Median Wage	Lowest Wage	Highest Wage
DISTRICT 742 COMMUNITY SCHOOLS, KENNEDY COMMUNITY SCHOOL, ST. JOSEPH, MN (https://www.google.com/maps/place/KENNEDY%20COMMUNITY%20SCHOOL,ST.%20JOSEPH,MN)	Graph	1	\$39,631.00	\$39,631.00	\$39,631.00	\$39,631.00
Totals	Graph	1	\$39,631.00	\$39,631.00	\$39,631.00	\$39,631.00

Latitude: 45.625241 Longitude: -94.203701

Employer Name/Worksite Address	Graph	Count	Mean Wage	Median Wage	Lowest Wage	Highest Wage
DEZURIK, INC., 250 RIVERSIDE AVE N, SARTELL, MN (https://www.google.com/maps/place/250%20RIVERSIDE%20AVE%20N,SARTELL,MN)	Graph	1	\$87,484.80	\$87,484.80	\$87,484.80	\$87,484.80
Totals	Graph	1	\$87,484.80	\$87,484.80	\$87,484.80	\$87,484.80

Employer Name/Worksite Address	Graph	Count	Mean Wage	Median Wage	Lowest Wage	Highest Wage
DEZURIK, INC., 250 RIVERSIDE AVE N, SARTELL, MN (https://www.google.com/maps/place/250%20RIVERSIDE%20AVE%20N,SARTELL,MN)	Graph	1	\$87,484.80	\$87,484.80	\$87,484.80	\$87,484.80
Totals	Graph	1	\$87,484.80	\$87,484.80	\$87,484.80	\$87,484.80

Latitude: 45.630185 Longitude: -94.573004

Employer Name/Worksite Address	Graph	Count	Mean Wage	Median Wage	Lowest Wage	Highest Wage
L&T TECHNOLOGY SERVICES LIMITED, KRAFT HEINZ, 600 RAILROAD AVENUE, ALBANY, MN (https://www.google.com/maps/place/KRAFT%20HEINZ,%20600%20RAILROAD%20AVENUE,ALBANY,MN)	Graph	1	\$60,486.00	\$60,486.00	\$60,486.00	\$60,486.00
Totals	Graph	1	\$60,486.00	\$60,486.00	\$60,486.00	\$60,486.00

Latitude: 45.797359 Longitude: -93.628157

Employer Name/Worksite Address	Graph	Count	Mean Wage	Median Wage	Lowest Wage	Highest Wage
MILLE LACS BAND OF OJIBWE, NE IA SHING CLINIC, ONAMIA, MN (https://www.google.com/maps/place/NE%20IA%20SHING%20CLINIC,ONAMIA,MN)	Graph	1	\$188,905.60	\$188,905.60	\$188,905.60	\$188,905.60
Totals	Graph	1	\$188,905.60	\$188,905.60	\$188,905.60	\$188,905.60

Latitude: 45.858354 Longitude: -95.406287

Employer Name/Worksite Address	Graph	Count	Mean Wage	Median Wage	Lowest Wage	Highest Wage
ITW HEARTLAND, 1601 36TH AVE. W., ALEXANDRIA, MN (https://www.google.com/maps/place/1601%2036TH%20AVE.%20W.,ALEXANDRIA,MN)	Graph	1	\$65,679.00	\$65,679.00	\$65,679.00	\$65,679.00
Totals	Graph	1	\$65,679.00	\$65,679.00	\$65,679.00	\$65,679.00

Latitude: 45.879029 Longitude: -95.386699

Employer Name/Worksite Address	Graph	Count	Mean Wage	Median Wage	Lowest Wage	Highest Wage
CENTRACARE CLINIC, CENTRACARE RADIATION ONCOLOGY DOUGLAS CTY HOSPITAL, ALEXANDRIA, MN (https://www.google.com/maps/place/CENTRACARE%20RADIATION%20ONCOLOGY%20DOUGLAS%20CTY%20HOSPITAL,ALEXANDRIA,MN)	Graph	1	\$480,000.00	\$480,000.00	\$480,000.00	\$480,000.00
Totals	Graph	1	\$480,000.00	\$480,000.00	\$480,000.00	\$480,000.00

Latitude: 46.083689 Longitude: -93.663859

Employer Name/Worksite Address	Graph	Count	Mean Wage	Median Wage	Lowest Wage	Highest Wage
MILLE LACS BAND OF OJIBWE, NE IA SHING CLINIC, ONAMIA, MN (https://www.google.com/maps/place/NE%20IA%20SHING%20CLINIC,ONAMIA,MN)	Graph	1	\$188,905.60	\$188,905.60	\$188,905.60	\$188,905.60
Totals	Graph	1	\$188,905.60	\$188,905.60	\$188,905.60	\$188,905.60

Latitude: 46.287774 Longitude: -96.109569

Employer Name/Worksite Address	Graph	Count	Mean Wage	Median Wage	Lowest Wage	Highest Wage
APPLE TREE DENTAL, 2001 W LINCOLN AVE #33, FERGUS FALLS, MN (https://www.google.com/maps/place/2001%20W%20LINCOLN%20AVE%20#33,FERGUS%20FALLS,MN)	Graph	1	\$104,000.00	\$104,000.00	\$104,000.00	\$104,000.00
Totals	Graph	1	\$104,000.00	\$104,000.00	\$104,000.00	\$104,000.00

Latitude: 46.334871 Longitude: -94.200793

Employer Name/Worksite Address	Graph	Count	Mean Wage	Median Wage	Lowest Wage	Highest Wage
BRAINERD MEDICAL CENTER, INC., 2024 S 6TH ST, BRAINERD, MN (https://www.google.com/maps/place/2024%20S%206TH%20ST,BRAINERD,MN)	Graph	1	\$333,082.00	\$333,082.00	\$333,082.00	\$333,082.00
Totals	Graph	1	\$333,082.00	\$333,082.00	\$333,082.00	\$333,082.00

Employer Name/Worksite Address	Graph	Count	Mean Wage	Median Wage	Lowest Wage	Highest Wage
BRAINERD MEDICAL CENTER, INC., 2024 SOUTH 6TH STREET, BRAINERD, MN (https://www.google.com/maps/place/2024%20SOUTH%206TH%20STREET,BRAINERD,MN)	Graph	1	\$333,082.00	\$333,082.00	\$333,082.00	\$333,082.00
Totals	Graph	1	\$333,082.00	\$333,082.00	\$333,082.00	\$333,082.00

Latitude: 46.354808 Longitude: -94.197241

Employer Name/Worksite Address	Graph	Count	Mean Wage	Median Wage	Lowest Wage	Highest Wage
NORTHERN PINES MENTAL HEALTH CENTER INC, 823 MAPLE STREET, BRAINERD, MN (https://www.google.com/maps/place/823%20MAPLE%20STREET,BRAINERD,MN)	Graph	1	\$110,000.00	\$110,000.00	\$110,000.00	\$110,000.00
Totals	Graph	1	\$110,000.00	\$110,000.00	\$110,000.00	\$110,000.00

Latitude: 46.355724 Longitude: -94.201953

Employer Name/Worksite Address	Graph	Count	Mean Wage	Median Wage	Lowest Wage	Highest Wage
FLEET WHOLESALE SUPPLY CO., LLC, 512 LAUREL STREET, BRAINERD, MN (https://www.google.com/maps/place/512%20LAUREL%20STREET,BRAINERD,MN)	Graph	1	\$102,000.00	\$102,000.00	\$102,000.00	\$102,000.00
Totals	Graph	1	\$102,000.00	\$102,000.00	\$102,000.00	\$102,000.00

Latitude: 46.531327 Longitude: -93.68843

Employer Name/Employer Address	Graph	Count	Mean Wage	Median Wage	Lowest Wage	Highest Wage
AITKIN COMMUNITY HOSPITAL, 200 BUNKER HILL DRIVE, AITKIN, MN (https://www.google.com/maps/place/200%20BUNKER%20HILL%20DRIVE,AITKIN,MN)	Graph	1	\$240,368.00	\$240,368.00	\$240,368.00	\$240,368.00
Totals	Graph	1	\$240,368.00	\$240,368.00	\$240,368.00	\$240,368.00

Employer Name/Worksite Address	Graph	Count	Mean Wage	Median Wage	Lowest Wage	Highest Wage
AITKIN COMMUNITY HOSPITAL, 200 BUNKER HILL DRIVE, AITKIN, MN (https://www.google.com/maps/place/200%20BUNKER%20HILL%20DRIVE,AITKIN,MN)	Graph	1	\$240,368.00	\$240,368.00	\$240,368.00	\$240,368.00
Totals	Graph	1	\$240,368.00	\$240,368.00	\$240,368.00	\$240,368.00

Latitude: 46.546854 Longitude: -95.367291

Employer Name/Worksite Address	Graph	Count	Mean Wage	Median Wage	Lowest Wage	Highest Wage
L&T TECHNOLOGY SERVICES LIMITED, LUND BOAT CO-BRUNSWICK NY MILLS OPERATION, NEW YORK MILLS, MN (https://www.google.com/maps/place/LUND%20BOAT%20CO-BRUNSWICK%20NY%20MILLS%20OPERATION,NEW%20YORK%20MILLS,MN)	Graph	1	\$60,000.00	\$60,000.00	\$60,000.00	\$60,000.00
Totals	Graph	1	\$60,000.00	\$60,000.00	\$60,000.00	\$60,000.00

Latitude: 46.782144 Longitude: -92.094993

Employer Name/Employer Address	Graph	Count	Mean Wage	Median Wage	Lowest Wage	Highest Wage
HTK, INC., 394 SOUTH LAKE AVENUE, DULUTH, MN (https://www.google.com/maps/place/394%20SOUTH%20LAKE%20AVENUE,DULUTH,MN)	Graph	1	\$34,819.00	\$34,819.00	\$34,819.00	\$34,819.00
NORTH POINT GEOGRAPHIC SOLUTIONS, LLC, 394 SOUTH LAKE AVENUE, SUITE 400, DULUTH, MN (https://www.google.com/maps/place/394%20SOUTH%20LAKE%20AVENUE,%20SUITE%20400,DULUTH,MN)	Graph	1	\$50,190.40	\$50,190.40	\$50,190.40	\$50,190.40
Totals	Graph	2	\$42,504.70	\$34,819.00	\$34,819.00	\$50,190.40

Employer Name/Worksite Address	Graph	Count	Mean Wage	Median Wage	Lowest Wage	Highest Wage
HTK, INC., 394 SOUTH LAKE AVENUE, DULUTH, MN (https://www.google.com/maps/place/394%20SOUTH%20LAKE%20AVENUE,DULUTH,MN)	Graph	1	\$34,819.00	\$34,819.00	\$34,819.00	\$34,819.00
NORTH POINT GEOGRAPHIC SOLUTIONS, LLC, 394 SOUTH LAKE AVENUE, SUITE 400, DULUTH, MN (https://www.google.com/maps/place/394%20SOUTH%20LAKE%20AVENUE,%20SUITE%20400,DULUTH,MN)	Graph	1	\$50,190.40	\$50,190.40	\$50,190.40	\$50,190.40
Totals	Graph	2	\$42,504.70	\$34,819.00	\$34,819.00	\$50,190.40

Latitude: 46.782947 Longitude: -92.103517

Employer Name/Worksite Address	Graph	Count	Mean Wage	Median Wage	Lowest Wage	Highest Wage
ACCENTURE LLP, 425 WEST SUPERIOR STREET, DULUTH, MN (https://www.google.com/maps/place/425%20WEST%20SUPERIOR%20STREET,DULUTH,MN)	Graph	1	\$92,800.00	\$92,800.00	\$92,800.00	\$92,800.00
Totals	Graph	1	\$92,800.00	\$92,800.00	\$92,800.00	\$92,800.00

Latitude: 46.783801 Longitude: -92.102139

Employer Name/Employer Address	Graph	Count	Mean Wage	Median Wage	Lowest Wage	Highest Wage
TRYON MEDIA, LLC, 324 WEST SUPERIOR STREET, DULUTH, MN (https://www.google.com/maps/place/324%20WEST%20SUPERIOR%20STREET,DULUTH,MN)	Graph	2	\$44,948.80	\$42,640.00	\$42,640.00	\$47,257.60
Totals	Graph	2	\$44,948.80	\$42,640.00	\$42,640.00	\$47,257.60

Employer Name/Worksite Address	Graph	Count	Mean Wage	Median Wage	Lowest Wage	Highest Wage
TRYON MEDIA, LLC, 324 WEST SUPERIOR STREET, DULUTH, MN (https://www.google.com/maps/place/324%20WEST%20SUPERIOR%20STREET,DULUTH,MN)	Graph	2	\$44,948.80	\$42,640.00	\$42,640.00	\$47,257.60
Totals	Graph	2	\$44,948.80	\$42,640.00	\$42,640.00	\$47,257.60

Latitude: 46.783891 Longitude: -92.10202

Employer Name/Employer Address	Graph	Count	Mean Wage	Median Wage	Lowest Wage	Highest Wage
EMPLOYMENT LINKS LLC, 306 WEST SUPERIOR STREET, DULUTH, MN (https://www.google.com/maps/place/306%20WEST%20SUPERIOR%20STREET,DULUTH,MN)	Graph	1	\$32,000.00	\$32,000.00	\$32,000.00	\$32,000.00
Totals	Graph	1	\$32,000.00	\$32,000.00	\$32,000.00	\$32,000.00

Employer Name/Worksite Address	Graph	Count	Mean Wage	Median Wage	Lowest Wage	Highest Wage
EMPLOYMENT LINKS LLC, 306 WEST SUPERIOR STREET, DULUTH, MN (https://www.google.com/maps/place/306%20WEST%20SUPERIOR%20STREET,DULUTH,MN)	Graph	1	\$32,000.00	\$32,000.00	\$32,000.00	\$32,000.00
Totals	Graph	1	\$32,000.00	\$32,000.00	\$32,000.00	\$32,000.00

Latitude: 46.78643 Longitude: -92.100986

Employer Name/Worksite Address	Graph	Count	Mean Wage	Median Wage	Lowest Wage	Highest Wage
HCL AMERICA, INC., 131 WEST 1ST STREET, DULUTH, MN (https://www.google.com/maps/place/131%20%20WEST%201ST%20STREET,DULUTH,MN)	Graph	1	\$91,458.00	\$91,458.00	\$91,458.00	\$91,458.00
HCL AMERICA, INC., 131 WEST 1ST STREET, DULUTH, MN (https://www.google.com/maps/place/131%20WEST%201ST%20STREET,DULUTH,MN)	Graph	5	\$78,125.00	\$78,125.00	\$78,125.00	\$78,125.00
Totals	Graph	6	\$80,347.17	\$78,125.00	\$78,125.00	\$91,458.00

Latitude: 46.786619 Longitude: -92.098507

Employer Name/Worksite Address	Graph	Count	Mean Wage	Median Wage	Lowest Wage	Highest Wage
HYR GLOBAL SOURCE INC., 30 WEST SUPERIOR STREET, DULUTH, MN (https://www.google.com/maps/place/30%20WEST%20SUPERIOR%20STREET,DULUTH,MN)	Graph	1	\$62,816.00	\$62,816.00	\$62,816.00	\$62,816.00
Totals	Graph	1	\$62,816.00	\$62,816.00	\$62,816.00	\$62,816.00

Latitude: 46.787136 Longitude: -92.097843

Employer Name/Worksite Address	Graph	Count	Mean Wage	Median Wage	Lowest Wage	Highest Wage
ENBRIDGE EMPLOYEE SERVICES, INC., 26 EAST SUPERIOR STREET, DULUTH, MN (https://www.google.com/maps/place/26%20EAST%20SUPERIOR%20STREET,DULUTH,MN)	Graph	1	\$65,700.00	\$65,700.00	\$65,700.00	\$65,700.00
Totals	Graph	1	\$65,700.00	\$65,700.00	\$65,700.00	\$65,700.00

Latitude: 46.788376 Longitude: -92.098223

Employer Name/Employer Address	Graph	Count	Mean Wage	Median Wage	Lowest Wage	Highest Wage
ST. LUKE'S HOSPITAL OF DULUTH, 915 EAST FIRST ST., DULUTH, MN (https://www.google.com/maps/place/915%20EAST%20FIRST%20ST.,DULUTH,MN)	Graph	1	\$123,052.80	\$123,052.80	\$123,052.80	\$123,052.80
Totals	Graph	1	\$123,052.80	\$123,052.80	\$123,052.80	\$123,052.80

Employer Name/Worksite Address	Graph	Count	Mean Wage	Median Wage	Lowest Wage	Highest Wage
ST. LUKE'S HOSPITAL OF DULUTH, 915 EAST FIRST ST., DULUTH, MN (https://www.google.com/maps/place/915%20EAST%20FIRST%20ST.,DULUTH,MN)	Graph	1	\$123,052.80	\$123,052.80	\$123,052.80	\$123,052.80
Totals	Graph	1	\$123,052.80	\$123,052.80	\$123,052.80	\$123,052.80

Latitude: 46.792863 Longitude: -92.09627

Employer Name/Employer Address	Graph	Count	Mean Wage	Median Wage	Lowest Wage	Highest Wage
ST. MARY'S DULUTH CLINIC HEALTH SYSTEM, 400 3RD ST, DULUTH, MN (https://www.google.com/maps/place/400%203RD%20ST,DULUTH,MN)	Graph	11	\$351,090.91	\$306,000.00	\$260,000.00	\$550,000.00
Totals	Graph	11	\$351,090.91	\$306,000.00	\$260,000.00	\$550,000.00

Employer Name/Worksite Address	Graph	Count	Mean Wage	Median Wage	Lowest Wage	Highest Wage
ST. MARY'S DULUTH CLINIC HEALTH SYSTEM, 400 EAST 3RD ST, DULUTH, MN (https://www.google.com/maps/place/400%20EAST%203RD%20ST,DULUTH,MN)	Graph	3	\$360,000.00	\$320,000.00	\$260,000.00	\$500,000.00
ST. MARY'S DULUTH CLINIC HEALTH SYSTEM, 400 E 3RD ST, DULUTH, MN (https://www.google.com/maps/place/400%20E%203RD%20ST,DULUTH,MN)	Graph	4	\$330,500.00	\$306,000.00	\$260,000.00	\$450,000.00
Totals	Graph	7	\$343,142.86	\$306,000.00	\$260,000.00	\$500,000.00

Latitude: 46.793625 Longitude: -92.091363

Employer Name/Worksite Address	Graph	Count	Mean Wage	Median Wage	Lowest Wage	Highest Wage
UNIVERSITY OF MINNESOTA, 624 E 1ST ST, DULUTH, MN (https://www.google.com/maps/place/624%20E%201ST%20ST,DULUTH,MN)	Graph	2	\$200,000.00	\$150,000.00	\$150,000.00	\$250,000.00
Totals	Graph	2	\$200,000.00	\$150,000.00	\$150,000.00	\$250,000.00

Latitude: 46.794574 Longitude: -96.610113

Employer Name/Worksite Address	Graph	Count	Mean Wage	Median Wage	Lowest Wage	Highest Wage
BAYER BUSINESS & TECHNOLOGY SERVICES LLC, 6693 90TH STREET S, SABIN, MN (https://www.google.com/maps/place/6693%2090TH%20STREET%20S,SABIN,MN)	Graph	2	\$134,582.00	\$134,582.00	\$134,582.00	\$134,582.00
Totals	Graph	2	\$134,582.00	\$134,582.00	\$134,582.00	\$134,582.00

Latitude: 46.808322 Longitude: -92.071098

Employer Name/Worksite Address	Graph	Count	Mean Wage	Median Wage	Lowest Wage	Highest Wage
UNIVERSITY OF MINNESOTA, 1035 UNIVERSITY DRIVE, DULUTH, MN (https://www.google.com/maps/place/1035%20UNIVERSITY%20DRIVE,DULUTH,MN)	Graph	1	\$47,500.00	\$47,500.00	\$47,500.00	\$47,500.00
UNIVERSITY OF MINNESOTA, 1110 KIRBY DRIVE, DULUTH, MN (https://www.google.com/maps/place/1110%20KIRBY%20DRIVE,DULUTH,MN)	Graph	1	\$103,397.00	\$103,397.00	\$103,397.00	\$103,397.00
UNIVERSITY OF MINNESOTA, 1114 KIRBY DRIVE, DULUTH, MN (https://www.google.com/maps/place/1114%20KIRBY%20DRIVE,DULUTH,MN)	Graph	1	\$83,000.00	\$83,000.00	\$83,000.00	\$83,000.00

Employer Name/Worksite Address	Graph	Count	Mean Wage	Median Wage	Lowest Wage	Highest Wage
UNIVERSITY OF MINNESOTA, 1123 UNIVERSITY DRIVE, DULUTH, MN (https://www.google.com/maps/place/1123%20UNIVERSITY%20DRIVE,DULUTH,MN)	Graph	1	\$42,000.00	\$42,000.00	\$42,000.00	\$42,000.00
UNIVERSITY OF MINNESOTA, 1318 KIRBY DRIVE, DULUTH, MN (https://www.google.com/maps/place/1318%20KIRBY%20DRIVE,DULUTH,MN)	Graph	1	\$111,839.00	\$111,839.00	\$111,839.00	\$111,839.00
UNIVERSITY OF MINNESOTA, 1039 UNIVERSITY DRIVE, DULUTH, MN (https://www.google.com/maps/place/1039%20UNIVERSITY%20DRIVE,DULUTH,MN)	Graph	2	\$61,000.00	\$52,000.00	\$52,000.00	\$70,000.00
UNIVERSITY OF MINNESOTA, 1305 ORDEAN COURT, DULUTH, MN (https://www.google.com/maps/place/1305%20ORDEAN%20COURT,DULUTH,MN)	Graph	2	\$65,646.00	\$65,000.00	\$65,000.00	\$66,292.00
Totals	Graph	9	\$71,225.33	\$66,292.00	\$42,000.00	\$111,839.00

Latitude: 46.815205 Longitude: -95.845374

Employer Name/Worksite Address	Graph	Count	Mean Wage	Median Wage	Lowest Wage	Highest Wage
INNOVIS HEALTH, LLC, 1027 WASHINGTON AVE, DETROIT LAKES, MN (https://www.google.com/maps/place/1027%20WASHINGTON%20AVE,DETROIT%20LAKES,MN)	Graph	2	\$267,880.00	\$230,000.00	\$230,000.00	\$305,760.00
Totals	Graph	2	\$267,880.00	\$230,000.00	\$230,000.00	\$305,760.00

Latitude: 46.816094 Longitude: -92.085529

Employer Name/Worksite Address	Graph	Count	Mean Wage	Median Wage	Lowest Wage	Highest Wage
UNIVERSITY OF MINNESOTA, 1035 UNIVERSITY DRIVE, DULUTH, MN (https://www.google.com/maps/place/1035%20UNIVERSITY%20DRIVE,DULUTH,MN)	Graph	2	\$67,320.00	\$52,140.00	\$52,140.00	\$82,500.00
Totals	Graph	2	\$67,320.00	\$52,140.00	\$52,140.00	\$82,500.00

Latitude: 46.818389 Longitude: -92.100494

Employer Name/Worksite Address	Graph	Count	Mean Wage	Median Wage	Lowest Wage	Highest Wage
COLLEGE OF ST. SCHOLASTICA INC, 1200 KENWOOD AVENUE, DULUTH, MN (https://www.google.com/maps/place/1200%20KENWOOD%20AVENUE,DULUTH,MN)	Graph	1	\$70,744.00	\$70,744.00	\$70,744.00	\$70,744.00
Totals	Graph	1	\$70,744.00	\$70,744.00	\$70,744.00	\$70,744.00

Employer Name/Worksite Address	Graph	Count	Mean Wage	Median Wage	Lowest Wage	Highest Wage
COLLEGE OF ST. SCHOLASTICA INC, 1200 KENWOOD AVENUE, DULUTH, MN (https://www.google.com/maps/place/1200%20KENWOOD%20AVENUE,DULUTH,MN)	Graph	1	\$70,744.00	\$70,744.00	\$70,744.00	\$70,744.00
Totals	Graph	1	\$70,744.00	\$70,744.00	\$70,744.00	\$70,744.00

Latitude: 46.819075 Longitude: -92.082806

Employer Name/Worksite Address	Graph	Count	Mean Wage	Median Wage	Lowest Wage	Highest Wage
UNIVERSITY OF MINNESOTA, 1303 ORDEAN COURT, DULUTH, MN (https://www.google.com/maps/place/1303%20ORDEAN%20COURT,DULUTH,MN)	Graph	1	\$65,054.00	\$65,054.00	\$65,054.00	\$65,054.00
Totals	Graph	1	\$65,054.00	\$65,054.00	\$65,054.00	\$65,054.00

Latitude: 46.819385 Longitude: -92.075355

Employer Name/Worksite Address	Graph	Count	Mean Wage	Median Wage	Lowest Wage	Highest Wage
--------------------------------	-------	-------	-----------	-------------	-------------	--------------

Employer Name/Worksite Address	Graph	Count	Mean Wage	Median Wage	Lowest Wage	Highest Wage
SIRSI CORPORATION, 110 ELIZABETH STREET, DULUTH, MN (https://www.google.com/maps/place/110%20ELIZABETH%20STREET,DULUTH,MN)	Graph	1	\$39,832.00	\$39,832.00	\$39,832.00	\$39,832.00
Totals	Graph	1	\$39,832.00	\$39,832.00	\$39,832.00	\$39,832.00

Latitude: 46.829725 Longitude: -92.198884

Employer Name/Worksite Address	Graph	Count	Mean Wage	Median Wage	Lowest Wage	Highest Wage
UNIVERSITY OF MINNESOTA, 5013 MILLER TRUNK HWY, DULUTH, MN (https://www.google.com/maps/place/5013%20MILLER%20TRUNK%20HWY,DULUTH,MN)	Graph	2	\$67,667.00	\$64,240.00	\$64,240.00	\$71,094.00
Totals	Graph	2	\$67,667.00	\$64,240.00	\$64,240.00	\$71,094.00

Latitude: 46.837663 Longitude: -92.203002

Employer Name/Employer Address	Graph	Count	Mean Wage	Median Wage	Lowest Wage	Highest Wage
CIRRUS DESIGN CORPORATION, 4515 TAYLOR CIRCLE, DULUTH, MN (https://www.google.com/maps/place/4515%20TAYLOR%20CIRCLE,DULUTH,MN)	Graph	1	\$88,000.00	\$88,000.00	\$88,000.00	\$88,000.00
Totals	Graph	1	\$88,000.00	\$88,000.00	\$88,000.00	\$88,000.00

Employer Name/Worksite Address	Graph	Count	Mean Wage	Median Wage	Lowest Wage	Highest Wage
CIRRUS DESIGN CORPORATION, 4515 TAYLOR CIRCLE, DULUTH, MN (https://www.google.com/maps/place/4515%20TAYLOR%20CIRCLE,DULUTH,MN)	Graph	1	\$88,000.00	\$88,000.00	\$88,000.00	\$88,000.00
Totals	Graph	1	\$88,000.00	\$88,000.00	\$88,000.00	\$88,000.00

Latitude: 46.839748 Longitude: -96.767134

Employer Name/Worksite Address	Graph	Count	Mean Wage	Median Wage	Lowest Wage	Highest Wage
INNOVIS HEALTH, LLC, 801 BELSLY BOULEVARD, MOORHEAD, MN (https://www.google.com/maps/place/801%20BELSLY%20BOULEVARD,MOORHEAD,MN)	Graph	1	\$220,000.00	\$220,000.00	\$220,000.00	\$220,000.00
Totals	Graph	1	\$220,000.00	\$220,000.00	\$220,000.00	\$220,000.00

Latitude: 46.847809 Longitude: -96.75287

Employer Name/Worksite Address	Graph	Count	Mean Wage	Median Wage	Lowest Wage	Highest Wage
MINNESOTA STATE COLLEGES AND UNIVERSITIES, 1900 28TH AVENUE SOUTH, MOORHEAD, MN (https://www.google.com/maps/place/1900%2028TH%20AVENUE%20SOUTH,MOORHEAD,MN)	Graph	1	\$62,301.00	\$62,301.00	\$62,301.00	\$62,301.00
Totals	Graph	1	\$62,301.00	\$62,301.00	\$62,301.00	\$62,301.00

Latitude: 46.848518 Longitude: -96.310251

Employer Name/Worksite Address	Graph	Count	Mean Wage	Median Wage	Lowest Wage	Highest Wage
APPLE TREE DENTAL, 520 MAIN ST, HAWLEY, MN 56549, HAWLEY, MN (https://www.google.com/maps/place/520%20MAIN%20ST,%20HAWLEY,%20MN%2056549,HAWLEY,MN)	Graph	2	\$124,800.00	\$124,800.00	\$124,800.00	\$124,800.00
Totals	Graph	2	\$124,800.00	\$124,800.00	\$124,800.00	\$124,800.00

Latitude: 46.862253 Longitude: -96.720938

Employer Name/Worksite Address	Graph	Count	Mean Wage	Median Wage	Lowest Wage	Highest Wage
MOORHEAD AREA PUBLIC SCHOOLS, 3610 12TH AVE. S., MOORHEAD, MN (https://www.google.com/maps/place/3610%2012TH%20AVE.%20S.,MOORHEAD,MN)	Graph	1	\$65,112.00	\$65,112.00	\$65,112.00	\$65,112.00
Totals	Graph	1	\$65,112.00	\$65,112.00	\$65,112.00	\$65,112.00

Latitude: 46.867504 Longitude: -96.764557

Employer Name/Worksite Address	Graph	Count	Mean Wage	Median Wage	Lowest Wage	Highest Wage
MINNESOTA STATE UNIVERSITY MOORHEAD, 1104 7TH AVENUE SOUTH, MOORHEAD, MN (https://www.google.com/maps/place/1104%207TH%20AVENUE%20SOUTH,MOORHEAD,MN)	Graph	3	\$78,353.33	\$75,070.00	\$57,855.00	\$102,135.00
Totals	Graph	3	\$78,353.33	\$75,070.00	\$57,855.00	\$102,135.00

Employer Name/Worksite Address	Graph	Count	Mean Wage	Median Wage	Lowest Wage	Highest Wage
MINNESOTA STATE UNIVERSITY MOORHEAD, 1104 7TH AVENUE SOUTH, MOORHEAD, MN (https://www.google.com/maps/place/1104%207TH%20AVENUE%20SOUTH,MOORHEAD,MN)	Graph	3	\$78,353.33	\$75,070.00	\$57,855.00	\$102,135.00
Totals	Graph	3	\$78,353.33	\$75,070.00	\$57,855.00	\$102,135.00

Latitude: 46.874504 Longitude: -96.76793

Employer Name/Worksite Address	Graph	Count	Mean Wage	Median Wage	Lowest Wage	Highest Wage
CONCORDIA COLLEGE CORPORATION, 901 8TH STREET SOUTH, MOORHEAD, MN (https://www.google.com/maps/place/901%208TH%20STREET%20SOUTH,MOORHEAD,MN)	Graph	2	\$86,000.00	\$62,000.00	\$62,000.00	\$110,000.00
Totals	Graph	2	\$86,000.00	\$62,000.00	\$62,000.00	\$110,000.00

Employer Name/Worksite Address	Graph	Count	Mean Wage	Median Wage	Lowest Wage	Highest Wage
CONCORDIA COLLEGE CORPORATION, 901 8TH STREET SOUTH, MOORHEAD, MN (https://www.google.com/maps/place/901%208TH%20STREET%20SOUTH,MOORHEAD,MN)	Graph	2	\$86,000.00	\$62,000.00	\$62,000.00	\$110,000.00
Totals	Graph	2	\$86,000.00	\$62,000.00	\$62,000.00	\$110,000.00

Latitude: 46.876387 Longitude: -96.719282

Employer Name/Worksite Address	Graph	Count	Mean Wage	Median Wage	Lowest Wage	Highest Wage
AXIS CLINICALS LLC, 1711 CENTER AVENUE WEST, DILWORTH, MN (https://www.google.com/maps/place/1711%20CENTER%20AVENUE%20WEST,DILWORTH,MN)	Graph	2	\$60,309.50	\$56,576.00	\$56,576.00	\$64,043.00
Totals	Graph	2	\$60,309.50	\$56,576.00	\$56,576.00	\$64,043.00

Employer Name/Worksite Address	Graph	Count	Mean Wage	Median Wage	Lowest Wage	Highest Wage
AXIS CLINICALS LLC, 1711 CENTER AVENUE WEST, DILWORTH, MN (https://www.google.com/maps/place/1711%20CENTER%20AVENUE%20WEST,DILWORTH,MN)	Graph	2	\$60,309.50	\$56,576.00	\$56,576.00	\$64,043.00
Totals	Graph	2	\$60,309.50	\$56,576.00	\$56,576.00	\$64,043.00

Latitude: 46.880979 Longitude: -96.315545

Employer Name/Worksite Address	Graph	Count	Mean Wage	Median Wage	Lowest Wage	Highest Wage
APPLE TREE DENTAL, 520 MAIN STREET, HAWLEY, MN (https://www.google.com/maps/place/520%20MAIN%20STREET,HAWLEY,MN)	Graph	1	\$124,800.00	\$124,800.00	\$124,800.00	\$124,800.00

Employer Name/Worksite Address	Graph	Count	Mean Wage	Median Wage	Lowest Wage	Highest Wage
Totals	Graph	1	\$124,800.00	\$124,800.00	\$124,800.00	\$124,800.00

Latitude: 47.098953 Longitude: -94.580378

Employer Name/Worksite Address	Graph	Count	Mean Wage	Median Wage	Lowest Wage	Highest Wage
WALKER-HACKENSACK-AKELEY ISD 113, 301 4TH STREET, WALKER, MN (https://www.google.com/maps/place/301%204TH%20STREET,WALKER,MN)	Graph	1	\$49,998.00	\$49,998.00	\$49,998.00	\$49,998.00
Totals	Graph	1	\$49,998.00	\$49,998.00	\$49,998.00	\$49,998.00

Latitude: 47.236561 Longitude: -91.360174

Employer Name/Worksite Address	Graph	Count	Mean Wage	Median Wage	Lowest Wage	Highest Wage
MINNESOTA STATE COLLEGES AND UNIVERSITIES, 1500 BIRCHMONT DRIVE NE, BEMIDJI, MN (https://www.google.com/maps/place/1500%20BIRCHMONT%20DRIVE%20NE,BEMIDJI,MN)	Graph	4	\$81,997.75	\$86,533.00	\$55,179.00	\$99,746.00
Totals	Graph	4	\$81,997.75	\$86,533.00	\$55,179.00	\$99,746.00

Latitude: 47.33533 Longitude: -95.615756

Employer Name/Worksite Address	Graph	Count	Mean Wage	Median Wage	Lowest Wage	Highest Wage
SANFORD CLINIC NORTH, 410 W. 4TH STREET, MAHNOMEN, MN (https://www.google.com/maps/place/410%20W.%204TH%20STREET,MAHNOMEN,MN)	Graph	1	\$209,000.00	\$209,000.00	\$209,000.00	\$209,000.00
Totals	Graph	1	\$209,000.00	\$209,000.00	\$209,000.00	\$209,000.00

Latitude: 47.366383 Longitude: -96.259433

Employer Name/Worksite Address	Graph	Count	Mean Wage	Median Wage	Lowest Wage	Highest Wage
J&J CORPORATION, 2493 380TH STREET, GARY, MN (https://www.google.com/maps/place/2493%20380TH%20STREET,GARY,MN)	Graph	2	\$64,226.50	\$60,000.00	\$60,000.00	\$68,453.00
Totals	Graph	2	\$64,226.50	\$60,000.00	\$60,000.00	\$68,453.00

Latitude: 47.401818 Longitude: -94.811347

Employer Name/Worksite Address	Graph	Count	Mean Wage	Median Wage	Lowest Wage	Highest Wage
AIRCORPS AVIATION, LLC, 1259 EXCHANGE AVE SE, BEMIDJI, MN (https://www.google.com/maps/place/1259%20EXCHANGE%20AVE%20SE,BEMIDJI,MN)	Graph	1	\$49,920.00	\$49,920.00	\$49,920.00	\$49,920.00
Totals	Graph	1	\$49,920.00	\$49,920.00	\$49,920.00	\$49,920.00

Employer Name/Worksite Address	Graph	Count	Mean Wage	Median Wage	Lowest Wage	Highest Wage
AIRCORPS AVIATION, LLC, 1259 EXCHANGE AVE SE, BEMIDJI, MN (https://www.google.com/maps/place/1259%20EXCHANGE%20AVE%20SE,BEMIDJI,MN)	Graph	1	\$49,920.00	\$49,920.00	\$49,920.00	\$49,920.00
Totals	Graph	1	\$49,920.00	\$49,920.00	\$49,920.00	\$49,920.00

Latitude: 47.406521 Longitude: -92.929283

Employer Name/Worksite Address	Graph	Count	Mean Wage	Median Wage	Lowest Wage	Highest Wage
--------------------------------	-------	-------	-----------	-------------	-------------	--------------

Employer Name/Worksite Address	Graph	Count	Mean Wage	Median Wage	Lowest Wage	Highest Wage
ST. MARY'S DULUTH CLINIC HEALTH SYSTEM, 3605 MAYFAIR AVE, HIBBING, MN (https://www.google.com/maps/place/3605%20MAYFAIR%20AVE,HIBBING,MN)	Graph	1	\$260,000.00	\$260,000.00	\$260,000.00	\$260,000.00
Totals	Graph	1	\$260,000.00	\$260,000.00	\$260,000.00	\$260,000.00

Latitude: 47.410855 Longitude: -92.931853

Employer Name/Worksite Address	Graph	Count	Mean Wage	Median Wage	Lowest Wage	Highest Wage
ST. MARY'S DULUTH CLINIC HEALTH SYSTEM, 750 EAST 34TH ST, SUITE 3127, HIBBING, MN (https://www.google.com/maps/place/750%20EAST%2034TH%20ST,%20SUITE%203127,HIBBING,MN)	Graph	1	\$260,000.00	\$260,000.00	\$260,000.00	\$260,000.00
Totals	Graph	1	\$260,000.00	\$260,000.00	\$260,000.00	\$260,000.00

Latitude: 47.452693 Longitude: -92.895664

Employer Name/Worksite Address	Graph	Count	Mean Wage	Median Wage	Lowest Wage	Highest Wage
ST. MARY'S DULUTH CLINIC HEALTH SYSTEM, 400 EAST THIRD STREET, DULUTH, MN (https://www.google.com/maps/place/400%20EAST%20THIRD%20STREET,DULUTH,MN)	Graph	2	\$470,000.00	\$390,000.00	\$390,000.00	\$550,000.00
Totals	Graph	2	\$470,000.00	\$390,000.00	\$390,000.00	\$550,000.00

Latitude: 47.501469 Longitude: -94.899409

Employer Name/Worksite Address	Graph	Count	Mean Wage	Median Wage	Lowest Wage	Highest Wage
SANFORD CLINIC NORTH, 1233 34TH STREET NW, BEMIDJI, MN (https://www.google.com/maps/place/1233%2034TH%20STREET%20NW,BEMIDJI,MN)	Graph	2	\$287,500.00	\$250,000.00	\$250,000.00	\$325,000.00
Totals	Graph	2	\$287,500.00	\$250,000.00	\$250,000.00	\$325,000.00

Latitude: 47.504951 Longitude: -94.898161

Employer Name/Worksite Address	Graph	Count	Mean Wage	Median Wage	Lowest Wage	Highest Wage
SANFORD CLINIC NORTH, 1300 ANNE STREET NW, BEMIDJI, MN (https://www.google.com/maps/place/1300%20ANNE%20STREET%20NW,BEMIDJI,MN)	Graph	6	\$349,100.00	\$268,000.00	\$215,000.00	\$700,000.00
Totals	Graph	6	\$349,100.00	\$268,000.00	\$215,000.00	\$700,000.00

Latitude: 47.505112 Longitude: -94.903457

Employer Name/Worksite Address	Graph	Count	Mean Wage	Median Wage	Lowest Wage	Highest Wage
SANFORD CLINIC NORTH, 1611 ANNE STREET NW, BEMIDJI, MN (https://www.google.com/maps/place/1611%20ANNE%20STREET%20NW,BEMIDJI,MN)	Graph	3	\$162,205.33	\$164,861.00	\$156,894.00	\$164,861.00
Totals	Graph	3	\$162,205.33	\$164,861.00	\$156,894.00	\$164,861.00

Latitude: 47.513352 Longitude: -92.561211

Employer Name/Employer Address	Graph	Count	Mean Wage	Median Wage	Lowest Wage	Highest Wage
RANGE MENTAL HEALTH CENTER, 624 SOUTH 13TH STREET, VIRGINIA, MN (https://www.google.com/maps/place/624%20SOUTH%2013TH%20STREET,VIRGINIA,MN)	Graph	1	\$47,775.00	\$47,775.00	\$47,775.00	\$47,775.00
Totals	Graph	1	\$47,775.00	\$47,775.00	\$47,775.00	\$47,775.00

Employer Name/Worksite Address	Graph	Count	Mean Wage	Median Wage	Lowest Wage	Highest Wage
RANGE MENTAL HEALTH CENTER, 624 SOUTH 13TH STREET, VIRGINIA, MN (https://www.google.com/maps/place/624%20SOUTH%2013TH%20STREET,VIRGINIA,MN)	Graph	1	\$47,775.00	\$47,775.00	\$47,775.00	\$47,775.00
Totals	Graph	1	\$47,775.00	\$47,775.00	\$47,775.00	\$47,775.00

Latitude: 47.517882 Longitude: -95.403802

Employer Name/Worksite Address	Graph	Count	Mean Wage	Median Wage	Lowest Wage	Highest Wage
TEAM INDUSTRIES, INC., 105 PARK AVENUE NW, BAGLEY, MN (https://www.google.com/maps/place/105%20PARK%20AVENUE%20NW,BAGLEY,MN)	Graph	1	\$48,500.00	\$48,500.00	\$48,500.00	\$48,500.00
Totals	Graph	1	\$48,500.00	\$48,500.00	\$48,500.00	\$48,500.00

Employer Name/Worksite Address	Graph	Count	Mean Wage	Median Wage	Lowest Wage	Highest Wage
TEAM INDUSTRIES, INC., 105 PARK AVENUE NW, BAGLEY, MN (https://www.google.com/maps/place/105%20PARK%20AVENUE%20NW,BAGLEY,MN)	Graph	1	\$48,500.00	\$48,500.00	\$48,500.00	\$48,500.00
Totals	Graph	1	\$48,500.00	\$48,500.00	\$48,500.00	\$48,500.00

Latitude: 47.571971 Longitude: -95.739295

Employer Name/Worksite Address	Graph	Count	Mean Wage	Median Wage	Lowest Wage	Highest Wage
INNOVIS HEALTH, LLC, 900 HILLIGOSS BLVD SE, FOSSTON, MN (https://www.google.com/maps/place/900%20HILLIGOSS%20BLVD%20SE,FOSSTON,MN)	Graph	1	\$230,000.00	\$230,000.00	\$230,000.00	\$230,000.00
INNOVIS HEALTH, LLC, 900 HILLIGOSS BLVD. SE, FOSSTON, MN (https://www.google.com/maps/place/900%20HILLIGOSS%20BLVD.%20SE,FOSSTON,MN)	Graph	1	\$230,000.00	\$230,000.00	\$230,000.00	\$230,000.00
Totals	Graph	2	\$230,000.00	\$230,000.00	\$230,000.00	\$230,000.00

Latitude: 47.730612 Longitude: -94.035022

Employer Name/Worksite Address	Graph	Count	Mean Wage	Median Wage	Lowest Wage	Highest Wage
CONDUX INTERNATIONAL, INC., CONDUX INTERNATIONAL, INC., MANKATO, MN (https://www.google.com/maps/place/CONDUX%20INTERNATIONAL,%20INC.,MANKATO,MN)	Graph	1	\$53,685.00	\$53,685.00	\$53,685.00	\$53,685.00
Totals	Graph	1	\$53,685.00	\$53,685.00	\$53,685.00	\$53,685.00

Latitude: 47.745418 Longitude: -96.552566

Employer Name/Worksite Address	Graph	Count	Mean Wage	Median Wage	Lowest Wage	Highest Wage
REGENTS OF THE UNIVERSITY OF MINNESOTA, STUDENT HEALTH SERVICES, 145F STUDENT CENTER, CROOKSTON, MN (https://www.google.com/maps/place/STUDENT%20HEALTH%20SERVICES,%20145F%20STUDENT%20CENTER,CROOKSTON,MN)	Graph	1	\$86,673.60	\$86,673.60	\$86,673.60	\$86,673.60
UNIVERSITY OF MINNESOTA, 100B UTOC, 2900 UNIVERSITY AVE., CROOKSTON, MN (https://www.google.com/maps/place/100B%20UTOC,%202900%20UNIVERSITY%20AVE.,CROOKSTON,MN)	Graph	1	\$56,084.00	\$56,084.00	\$56,084.00	\$56,084.00
UNIVERSITY OF MINNESOTA, ARC BUILDING, 2900 UNIVERSITY AVE, CROOKSTON, MN (https://www.google.com/maps/place/ARC%20BUILDING,%202900%20UNIVERSITY%20AVE,CROOKSTON,MN)	Graph	1	\$78,413.00	\$78,413.00	\$78,413.00	\$78,413.00
Totals	Graph	3	\$73,723.53	\$78,413.00	\$56,084.00	\$86,673.60

Latitude: 47.772881 Longitude: -96.619153

Employer Name/Worksite Address	Graph	Count	Mean Wage	Median Wage	Lowest Wage	Highest Wage
--------------------------------	-------	-------	-----------	-------------	-------------	--------------

Employer Name/Employer Address	Graph	Count	Mean Wage	Median Wage	Lowest Wage	Highest Wage
RIVERVIEW HEALTHCARE ASSOCIATION, 323 SOUTH MINNESOTA STREET, CROOKSTON, MN (https://www.google.com/maps/place/323%20SOUTH%20MINNESOTA%20STREET,CROOKSTON,MN)	Graph	3	\$303,266.67	\$262,500.00	\$262,500.00	\$384,800.00
Totals	Graph	3	\$303,266.67	\$262,500.00	\$262,500.00	\$384,800.00

Employer Name/Worksite Address	Graph	Count	Mean Wage	Median Wage	Lowest Wage	Highest Wage
RIVERVIEW HEALTHCARE ASSOCIATION, 323 SOUTH MINNESOTA STREET, CROOKSTON, MN (https://www.google.com/maps/place/323%20SOUTH%20MINNESOTA%20STREET,CROOKSTON,MN)	Graph	3	\$303,266.67	\$262,500.00	\$262,500.00	\$384,800.00
Totals	Graph	3	\$303,266.67	\$262,500.00	\$262,500.00	\$384,800.00

Latitude: 47.772884 Longitude: -96.619284

Employer Name/Worksite Address	Graph	Count	Mean Wage	Median Wage	Lowest Wage	Highest Wage
ALTRU HEALTH SYSTEM, 400 S. MINNESOTA ST., CROOKSTON, MN (https://www.google.com/maps/place/400%20S.%20MINNESOTA%20ST.,CROOKSTON,MN)	Graph	1	\$214,412.67	\$214,412.67	\$214,412.67	\$214,412.67
Totals	Graph	1	\$214,412.67	\$214,412.67	\$214,412.67	\$214,412.67

Latitude: 47.849998 Longitude: -122.275304

Employer Name/Worksite Address	Graph	Count	Mean Wage	Median Wage	Lowest Wage	Highest Wage
CYPRESS SEMICONDUCTOR CORPORATION, 2700 162ND ST SW #D, LYNNWOOD, MN (https://www.google.com/maps/place/2700%20162ND%20ST%20SW%20#D,LYNNWOOD,MN)	Graph	15	\$105,643.00	\$105,643.00	\$105,643.00	\$105,643.00
Totals	Graph	15	\$105,643.00	\$105,643.00	\$105,643.00	\$105,643.00

Latitude: 47.938088 Longitude: -97.011962

Employer Name/Employer Address	Graph	Count	Mean Wage	Median Wage	Lowest Wage	Highest Wage
DAKOTA ANALYTICAL, INC., 833 GATEWAY DRIVE NE, EAST GRAND FORKS, MN (https://www.google.com/maps/place/833%20GATEWAY%20DRIVE%20NE,EAST%20GRAND%20FORKS,MN)	Graph	2	\$57,106.30	\$56,139.00	\$56,139.00	\$58,073.60
Totals	Graph	2	\$57,106.30	\$56,139.00	\$56,139.00	\$58,073.60

Employer Name/Worksite Address	Graph	Count	Mean Wage	Median Wage	Lowest Wage	Highest Wage
DAKOTA ANALYTICAL, INC., 833 GATEWAY DRIVE NE, EAST GRAND FORKS, MN (https://www.google.com/maps/place/833%20GATEWAY%20DRIVE%20NE,EAST%20GRAND%20FORKS,MN)	Graph	2	\$57,106.30	\$56,139.00	\$56,139.00	\$58,073.60
Totals	Graph	2	\$57,106.30	\$56,139.00	\$56,139.00	\$58,073.60

Latitude: 48.115291 Longitude: -96.197397

Employer Name/Worksite Address	Graph	Count	Mean Wage	Median Wage	Lowest Wage	Highest Wage
SANFORD CLINIC NORTH, 3001 SANFORD PARKWAY, THIEF RIVER FALLS, MN (https://www.google.com/maps/place/3001%20SANFORD%20PARKWAY,THIEF%20RIVER%20FALLS,MN)	Graph	1	\$164,861.00	\$164,861.00	\$164,861.00	\$164,861.00
Totals	Graph	1	\$164,861.00	\$164,861.00	\$164,861.00	\$164,861.00

Latitude: 48.192756 Longitude: -96.774258

Employer Name/Employer Address	Graph	Count	Mean Wage	Median Wage	Lowest Wage	Highest Wage
--------------------------------	-------	-------	-----------	-------------	-------------	--------------

Employer Name/Employer Address	Graph	Count	Mean Wage	Median Wage	Lowest Wage	Highest Wage
WARREN COMMUNITY HOSPITAL, INC., 300 WEST GOOD SAMARITAN DRIVE, WARREN, MN (https://www.google.com/maps/place/300%20WEST%20GOOD%20SAMARITAN%20DRIVE,WARREN,MN)	Graph	2	\$60,923.20	\$60,923.20	\$60,923.20	\$60,923.20
Totals	Graph	2	\$60,923.20	\$60,923.20	\$60,923.20	\$60,923.20

Employer Name/Worksite Address	Graph	Count	Mean Wage	Median Wage	Lowest Wage	Highest Wage
WARREN COMMUNITY HOSPITAL, INC., 300 WEST GOOD SAMARITAN DRIVE, WARREN, MN (https://www.google.com/maps/place/300%20WEST%20GOOD%20SAMARITAN%20DRIVE,WARREN,MN)	Graph	2	\$60,923.20	\$60,923.20	\$60,923.20	\$60,923.20
Totals	Graph	2	\$60,923.20	\$60,923.20	\$60,923.20	\$60,923.20

Latitude: 48.603827 Longitude: -93.405268

Employer Name/Worksite Address	Graph	Count	Mean Wage	Median Wage	Lowest Wage	Highest Wage
BOISE WHITE PAPER, L.L.C., 400 2ND STREET, INTERNATIONAL FALLS, MN (https://www.google.com/maps/place/400%202ND%20STREET,INTERNATIONAL%20FALLS,MN)	Graph	1	\$91,104.00	\$91,104.00	\$91,104.00	\$91,104.00
Totals	Graph	1	\$91,104.00	\$91,104.00	\$91,104.00	\$91,104.00

Latitude: 48.837457 Longitude: -95.76801

Employer Name/Worksite Address	Graph	Count	Mean Wage	Median Wage	Lowest Wage	Highest Wage
L&T TECHNOLOGY SERVICES LIMITED, POLARIS INDUSTRIES INC., ROSEAU, MN (https://www.google.com/maps/place/POLARIS%20INDUSTRIES%20INC.,ROSEAU,MN)	Graph	1	\$60,000.00	\$60,000.00	\$60,000.00	\$60,000.00
Totals	Graph	1	\$60,000.00	\$60,000.00	\$60,000.00	\$60,000.00

Latitude: 48.843176 Longitude: -95.746261

Employer Name/Employer Address	Graph	Count	Mean Wage	Median Wage	Lowest Wage	Highest Wage
FIRST BAPTIST CHURCH, 402 11TH AVE SE, ROSEAU, MN (https://www.google.com/maps/place/402%2011TH%20AVE%20SE,ROSEAU,MN)	Graph	1	\$49,000.00	\$49,000.00	\$49,000.00	\$49,000.00
Totals	Graph	1	\$49,000.00	\$49,000.00	\$49,000.00	\$49,000.00

Employer Name/Worksite Address	Graph	Count	Mean Wage	Median Wage	Lowest Wage	Highest Wage
FIRST BAPTIST CHURCH, 402 11TH AVE SE, ROSEAU, MN (https://www.google.com/maps/place/402%2011TH%20AVE%20SE,ROSEAU,MN)	Graph	1	\$49,000.00	\$49,000.00	\$49,000.00	\$49,000.00
Totals	Graph	1	\$49,000.00	\$49,000.00	\$49,000.00	\$49,000.00

Latitude: 48.844121 Longitude: -95.768426

Employer Name/Worksite Address	Graph	Count	Mean Wage	Median Wage	Lowes Wage
L&T TECHNOLOGY SERVICES LIMITED, POLARIS INDUSTRIES INC., ROSEAU, MN (https://www.google.com/maps/place/POLARIS%20INDUSTRIES%20INC.,ROSEAU,MN)	Graph	1	\$65,000.00	\$65,000.00	\$65,000.0
POLARIS INDUSTRIES, INC., 301 5TH AVENUE SOUTHWEST, ROSEAU, MN (https://www.google.com/maps/place/301%205TH%20AVENUE%20SOUTHWEST,ROSEAU,MN)	Graph	1	\$73,000.00	\$73,000.00	\$73,000.0
L&T TECHNOLOGY SERVICES LIMITED, POLARIS INDUSTRIES INC., 301 5TH AVENUE SW, ROSEAU, MN (https://www.google.com/maps/place/POLARIS%20INDUSTRIES%20INC.,%20301%205TH%20AVENUE%20SW,ROSEAU,MN)	Graph	2	\$67,000.00	\$60,000.00	\$60,000.0
L&T TECHNOLOGY SERVICES LIMITED, POLARIS INDUSTRIES INC., ROSEAU, MN (https://www.google.com/maps/place/POLARIS%20INDUSTRIES%20INC.,ROSEAU,MN)	Graph	3	\$64,495.33	\$60,000.00	\$60,000.0
Totals	Graph	7	\$66,498.00	\$65,000.00	\$60,000.0

Latitude: 48.851681 Longitude: -95.753278						
Employer Name/Worksite Address	Graph	Count	Mean Wage	Median Wage	Lowest Wage	Highest Wage
CGN & ASSOCIATES, INC., 701 6TH STREET NE, ROSEAU, MN (https://www.google.com/maps/place/701%206TH%20STREET%20NE,ROSEAU,MN)	Graph	1	\$102,000.00	\$102,000.00	\$102,000.00	\$102,000.00
Totals	Graph	1	\$102,000.00	\$102,000.00	\$102,000.00	\$102,000.00

(http://www.aspnet.net)